



GOVERNOR'S COORDINATING OFFICES

Community Initiatives · Service & Volunteerism · Deaf & Hard of Hearing
Crime Prevention, Youth, & Victim Services · Small, Minority, & Women Business Affairs
Grants · Volunteer Maryland

FROM: Governor's Office of Crime Prevention, Youth, and Victim Services

June 30, 2022

The Honorable Larry Hogan
Governor of Maryland
100 State Circle
Annapolis, MD 21401

The Honorable William C. "Bill" Ferguson IV
President of the Senate
State House, H-107
Annapolis, MD 21401-1991

The Honorable Adrienne Jones
Speaker of the House of Delegates
State House, H-101
Annapolis, MD 21401

RE: Report required by Criminal Procedure Article § 10-219(b)(6) (MSAR #12656)

Dear Governor Hogan, President Ferguson, and Speaker Jones:

As required by § 10-219(b)(6) of the Criminal Procedure Article, please find an enclosed copy of the Governor's Office of Crime Prevention, Youth, and Victim Services' report titled, *Juveniles Charged as Adults in Maryland (7/1/2021 - 12/31/2021)*. This report includes information from the Criminal Justice Information System Central Repository (CJIS) on juveniles charged as adults in Maryland, from July 1, 2021 through December 31, 2021. Should you have any questions relating to the information provided in this report, please feel free to contact me at 410-697-9338.

Sincerely,

Kunle Adeyemo, Esq.
Executive Director

cc: Sarah Albert, Department of Legislative Services (5 copies)

GOVERNOR'S COORDINATING OFFICES
100 COMMUNITY PLACE
CROWNSVILLE, MD 21032-2023



**GOVERNOR'S OFFICE OF
CRIME PREVENTION, YOUTH,
AND VICTIM SERVICES**

**Juveniles Charged as Adults in Maryland
(7/1/2021 - 12/31/2021)**

*Criminal Procedure Article § 10-219(b)(6); EX ORD
01.01.2020.02/Ch. 11, 2020*

Larry Hogan
Governor

Boyd K. Rutherford
Lt. Governor

Kunle Adeyemo, Esq.
Executive Director

Governor's Office of Crime Prevention, Youth, and Victim Services

Submitted by:
Governor's Office of Crime Prevention, Youth, and Victim Services

Contact: Cameron Edsall
410-697-9382 | Cameron.Edsall2@Maryland.gov

June 30, 2022
MSAR #12656

Table of Contents

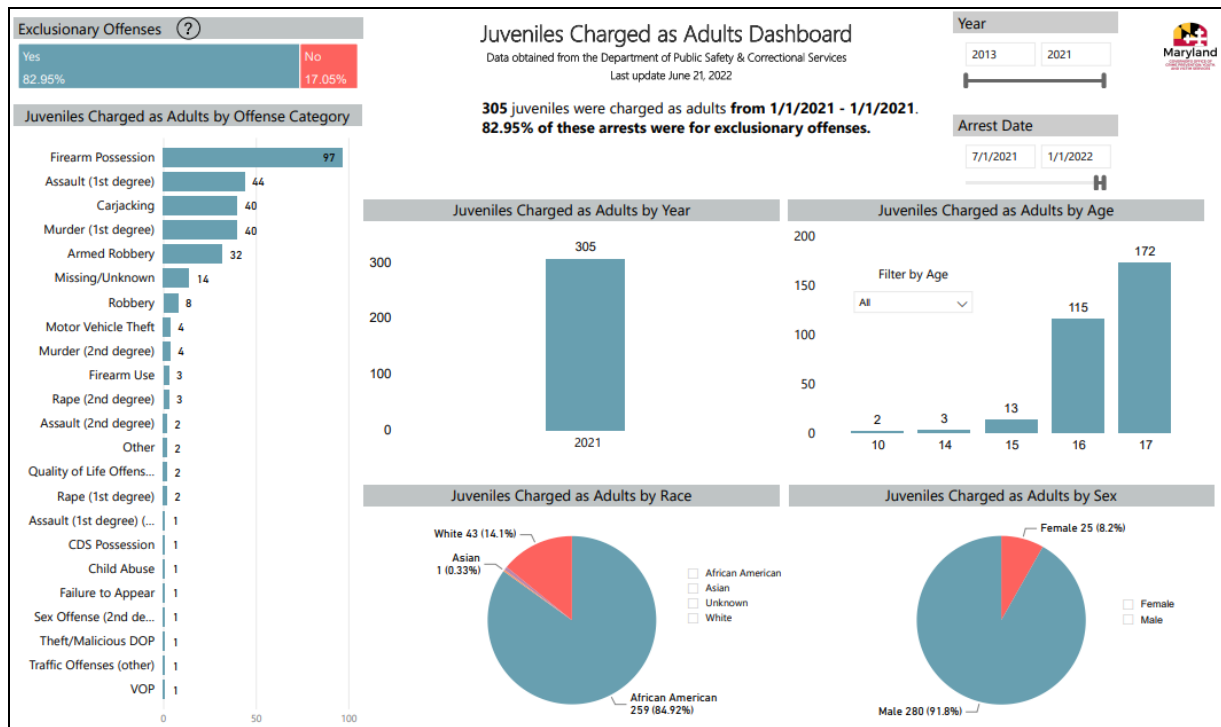
Table of Contents	3
Introduction	4
Juveniles Charged as Adults	4
Demographics	5
Jurisdiction	5
Offense Type	6
Trends	8
Conclusion	8

Introduction

Chapter 252 of 2002 (House Bill 943) required the Criminal Justice Information System Central Repository (CJIS) to report information to the Maryland Justice Analysis Center on data pertaining to juveniles charged as adults in Maryland, to include the gender, race, and age of each.¹ It also required the Maryland Justice Analysis Center to report to the Governor and the General Assembly by June 30 and December 31 of each year, on the results of its research, evaluation, and statistical analysis on this matter. In 2007, the Maryland Justice Analysis Center moved to the Governor’s Office of Crime Prevention, Youth, and Victim Services,² and was renamed the Maryland Statistical Analysis Center (Center). Given this change, the Center submits semi-annual reports to the Governor and the General Assembly.

Juveniles Charged as Adults

In accordance with § 10-219(b)(6) of the Criminal Procedure Article, this *Juveniles Charged as Adults* report provides specific information on juveniles charged as adults in Maryland between July 1, 2021 and December 31, 2021, based on aggregate data from CJIS (*as illustrated below*).



¹ Maryland General Assembly. (2002). [Chapter 252 of 2002 \(House Bill 943\). Juvenile Justice - Criminal History Record Information - Dissemination.](#)

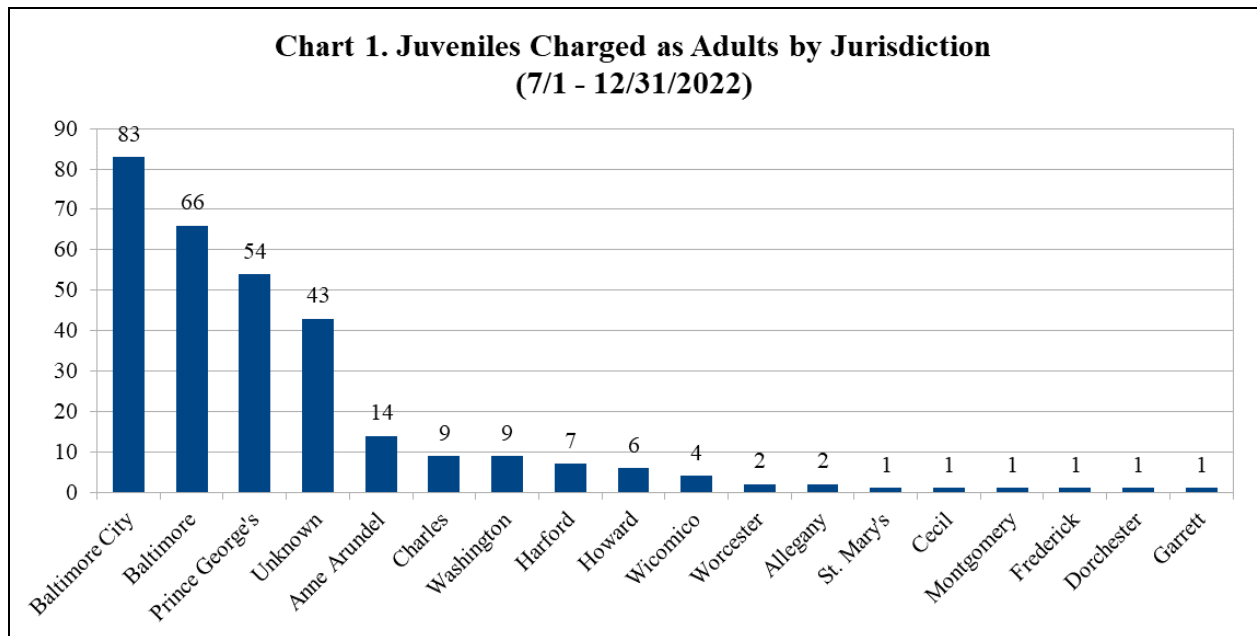
² Maryland General Assembly. (2020). [Chapter 11. Acts of 2020.](#) In March 2020, the Governor’s Office of Crime Control and Prevention was renamed the Governor’s Office of Crime Prevention, Youth, and Victim Services.

Demographics

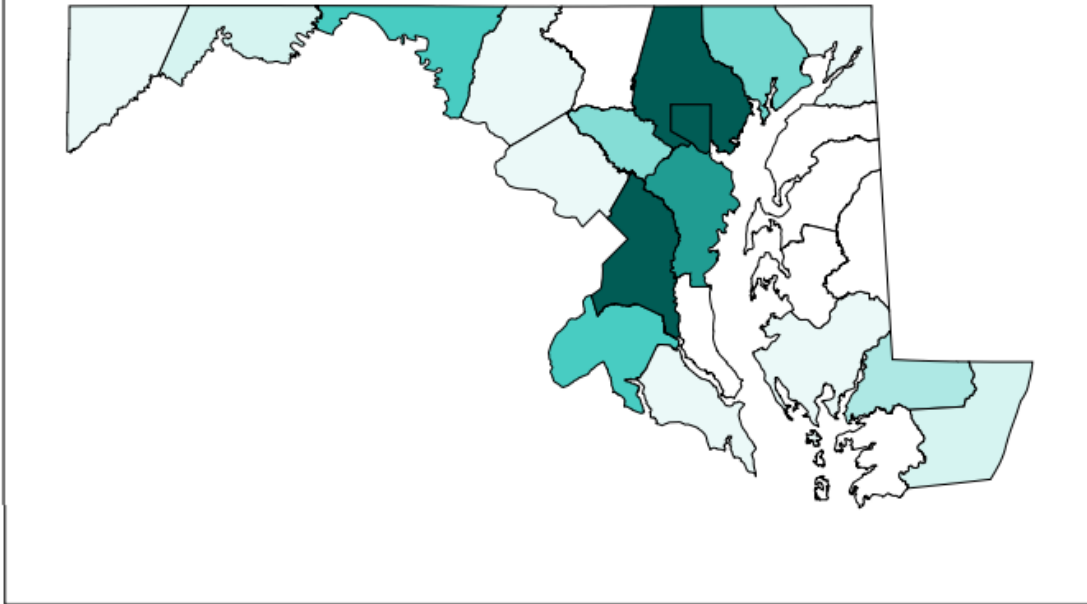
Between July 1, 2021, and December 31, 2021, a total of 305 juveniles were charged as adults in Maryland. The vast majority were male (91.8%) and between the age of 16 and 17 years old (94.1%). Most juveniles charged as adults were African American (84.9%), followed by White (14.1%). Please see the depiction above for more information (*as shown in **Juveniles Charged as Adults Dashboard***).

Jurisdiction

The majority of juveniles charged as adults occurred within four jurisdictions: Baltimore City (n = 83), Baltimore County (n = 66), Prince George's County (n = 54), and Anne Arundel County (n = 14) (*as shown in **Chart 1 and Map 1***). Forty-three arrests also occurred in which the jurisdiction field was missing and, as a result, were coded as unknown. In addition, there were no arrests in the following jurisdictions: Carroll County, Caroline County, Calvert County, Kent County, Queen Anne's County, Somerset County, and Talbot County.



Map 1. Number of Juveniles Charged as Adults by Jurisdiction (7/1 - 12/31/2021)



Offense Type

Maryland law provides that juveniles who commit certain offenses must be charged as adults. These exclusionary offenses include the following:

<i>Juveniles 14 Years and Older</i>	<i>Juveniles 16 Years and Older</i>
<ul style="list-style-type: none"> ● First degree murder ● First degree rape ● First degree sex offense ● Any attempts or conspiracies to commit the above offenses 	<u>Serious Violent Offenses</u> <ul style="list-style-type: none"> ● Abduction ● Kidnapping ● Second degree murder (and attempted) ● Manslaughter (except involuntary) ● Second degree rape (and attempted) ● Second degree sex offense (and attempted) ● Third degree sex offense (and attempted) ● Armed robbery (and attempted) ● Carjacking or armed carjacking ● First degree assault
	<u>Firearms Offenses</u> <ul style="list-style-type: none"> ● Wear, carry, or transport handgun ● Use of a handgun or antique firearm in the commission of a crime, use of a machine gun in a crime of violence ● Use of a machine gun for aggressive purposes

	<ul style="list-style-type: none"> ● Possession of an unregistered short-barreled shotgun or short-barreled rifle ● Restrictions on possession of a regulated firearm ● Restrictions on sale, rental, or transfer of a regulated firearm ● Sale, transfer, or disposal of stolen regulated firearm
--	--

As illustrated in the **Juveniles Charged as Adults Dashboard**, 83% of juveniles that were charged as adults during the second half of the 2021 calendar year, were charged with exclusionary offenses that prohibited them from being charged in a juvenile court. Firearm possession was the most common exclusionary offense. In addition, and based on the number of exclusionary offense arrests, there was a difference between African American (84.2%) and White (74.4%) juveniles (*as shown in Table 1*). There was also a small difference between male and female juveniles who were charged with exclusionary offenses (*as shown in Table 2*).

Table 1. Juveniles Charged with Exclusionary Offenses by Race		
Race	Frequency	Percent
African American	218 of 259	84.2%
White	32 of 43	74.4%
Asian	1 of 1	100.0%
Unknown	2 of 2	100.0%
Total	253 of 305	83.0%

Table 2. Juveniles Charged with Exclusionary Offenses by Gender		
Gender	Frequency	Percent
Males	232 of 280	82.9%
Females	21 of 25	84.0%
Total	253 of 305	83.0%

Table 3. Juveniles Charged with Exclusionary Offenses by Top Four Jurisdictions illustrates the percentage of all juveniles, within the top four jurisdictions, who were charged with an exclusionary offense.

Table 3. Juveniles Charged with Exclusionary Offenses by Top Five Jurisdictions		
Jurisdiction	Frequency	Percent
Baltimore City	74 of 83	89.2%
Baltimore County	58 of 66	87.9%
Prince George’s County	47 of 54	87.0%
Anne Arundel County	12 of 14	85.7%

Trends

As illustrated in **Table 4. Juveniles Charged as Adults Statistics by Year (2016 - 2021)**, the number of juveniles charged as adults decreased by 9.7% from 2016 to 2017, then increased by 34.6% in 2018, and another 3.3% in 2019. It decreased by 20.3% in 2020, and another 39.9% in 2021. The percentage of juveniles charged with exclusionary offenses remained consistent from 79-83% each year. In addition, there was little variation in the demographic make-up of these juveniles over the same period.

Table 4. Juveniles Charged as Adults Statistics by Year (2016 - 2021)						
Year	2016	2017	2018	2019	2020	2021
Total juveniles charged as adults	756	683	919	949	756	454
% African American	78.6%	78.8%	78.8%	80.7%	80.4%	84.6%
% White	19.6%	19.3%	19.3%	16.9%	16.8%	14.8%
% Male	91.9%	92.2%	91.2%	89.9%	92.7%	90.5%
% Under 16	3.0%	5.4%	4.6%	4.8%	3.6%	5.7%
Charged with exclusionary offenses	78.8%	79.0%	79.3%	79.2%	83.3%	82.8%

Conclusion

Pursuant to § 10-219(b)(6) of the Criminal Procedure Article, the Center will continue to receive data from CJIS on juveniles charged as adults and will submit semi-annual reports to the Governor and the General Assembly as it relates to the results of its research, evaluation, and statistical analysis on this matter.