

**The  
Court of  
Appeals**

maryland judiciary  
annual statistical abstract 2005

## Court of Appeals


The Court of Appeals is Maryland's highest court. It was created by the Constitution of 1776. The Court has seven judges, representing the seven appellate judicial circuits. Cases heard by the Court of Appeals originate almost exclusively by way of certiorari, a discretionary review process. The Court grants those petitions for certiorari it deems to be desirable and in the public interest. The Court may review cases already decided by the Court of Special Appeals or bring up for review cases filed in that Court before they are decided. The Court of Appeals has exclusive jurisdiction over appeals in which a sentence of death is imposed. Other functions include adopting rules of judicial administration, practice and procedure; admitting persons to the practice of law; and conducting disciplinary proceedings involving members of the bench and bar.

Following is a statistical delineation of the Court's workload during the previous year.



Kayaking on the Upper Potomac River

Calvert Cliffs State Park



**TABLE CA-1  
COURT OF APPEALS**

**APPEALS AND PETITIONS FOR CERTIORARI  
FILED AND DISPOSED OF WITHIN FISCAL YEAR**

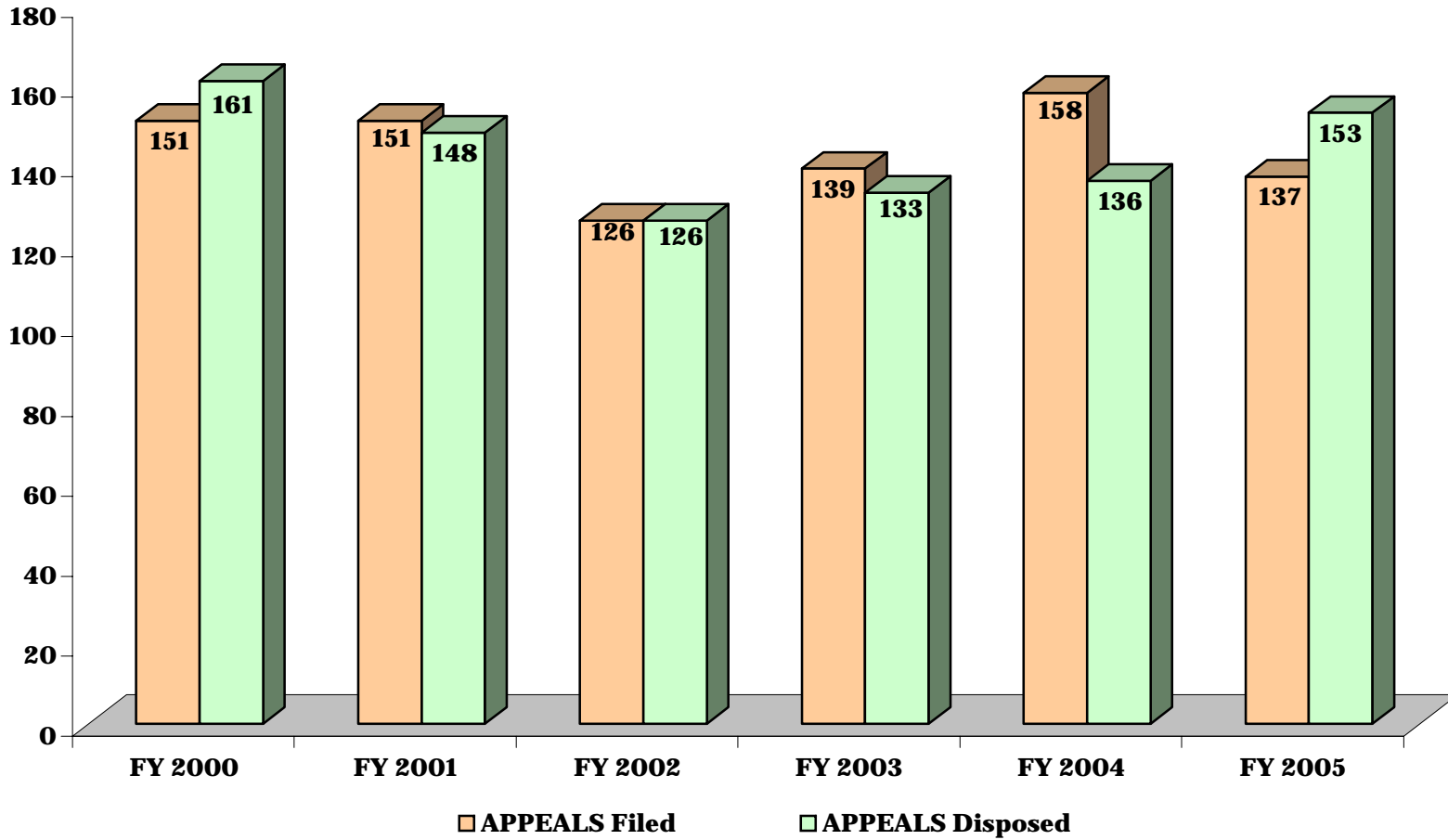
**6 Year Comparative Table  
Fiscal Years 2000 - 2005**

	<b>APPEALS</b>			<b>CERTIORARI</b>	
	<b>Filed</b>	<b>Disposed</b>		<b>Filed</b>	<b>Disposed</b>
FY 2000	151	161	FY 2000	741	712
FY 2001	151	148	FY 2001	700	712
FY 2002	126	126	FY 2002	721	718
FY 2003	139	133	FY 2003	700	707
FY 2004	158	136	FY 2004	651	664
FY 2005	137	153	FY 2005	604	612

**CHART CA-1.1  
COURT OF APPEALS**

**APPEALS FILED AND DISPOSED OF WITHIN FISCAL YEAR**

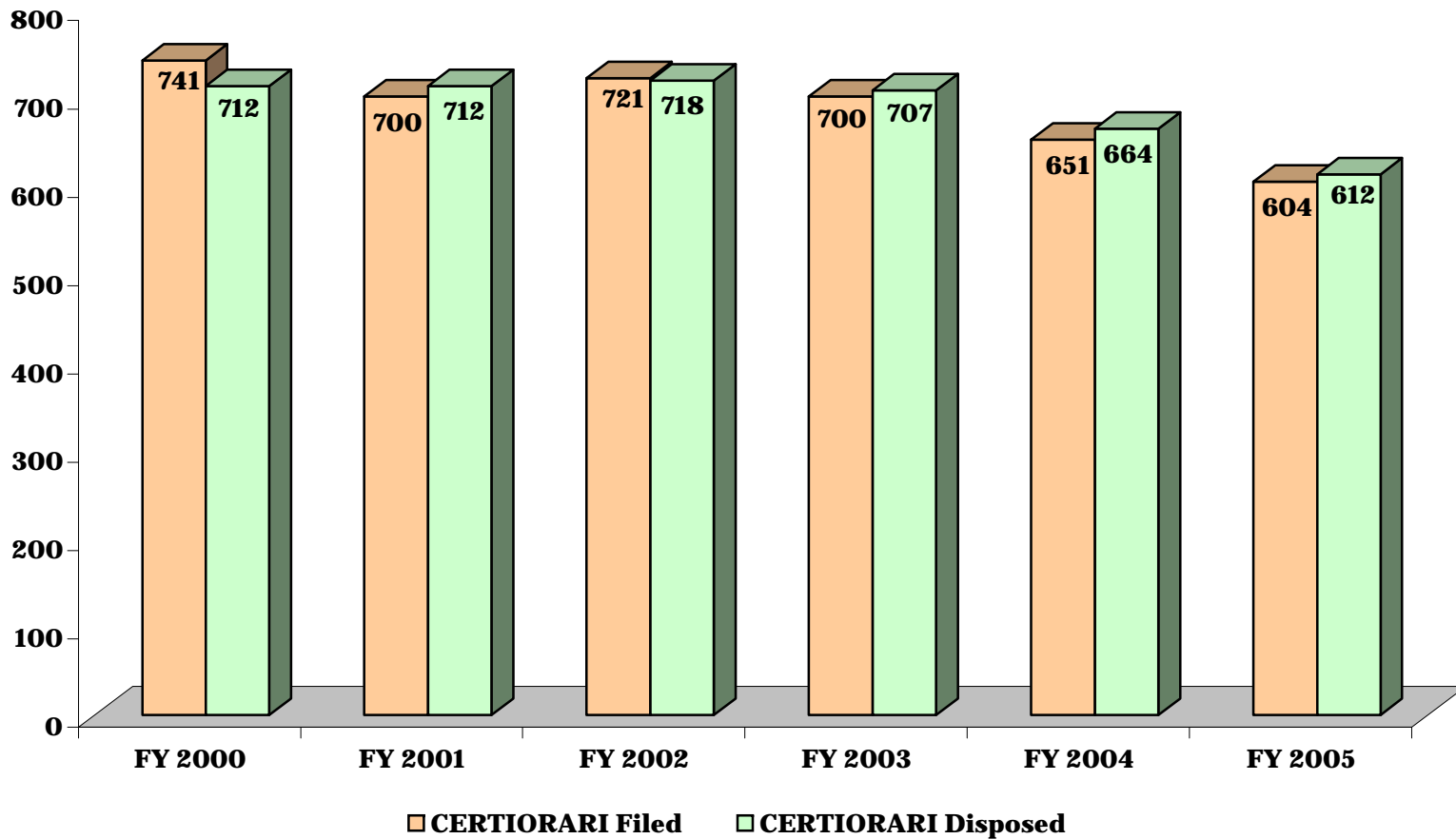
**6 Year Comparative Data  
Fiscal Years 2000 - 2005**



**CHART CA-1.2  
COURT OF APPEALS**

**CERTIORARI FILED AND DISPOSED OF WITHIN FISCAL YEAR**

**6 Year Comparative Data  
Fiscal Years 2000 - 2005**



**TABLE CA-2  
COURT OF APPEALS**

**ORIGIN OF APPEALS BY  
APPELLATE JUDICIAL CIRCUIT AND JURISDICTION**

**Regular Docket  
2004 Term\***

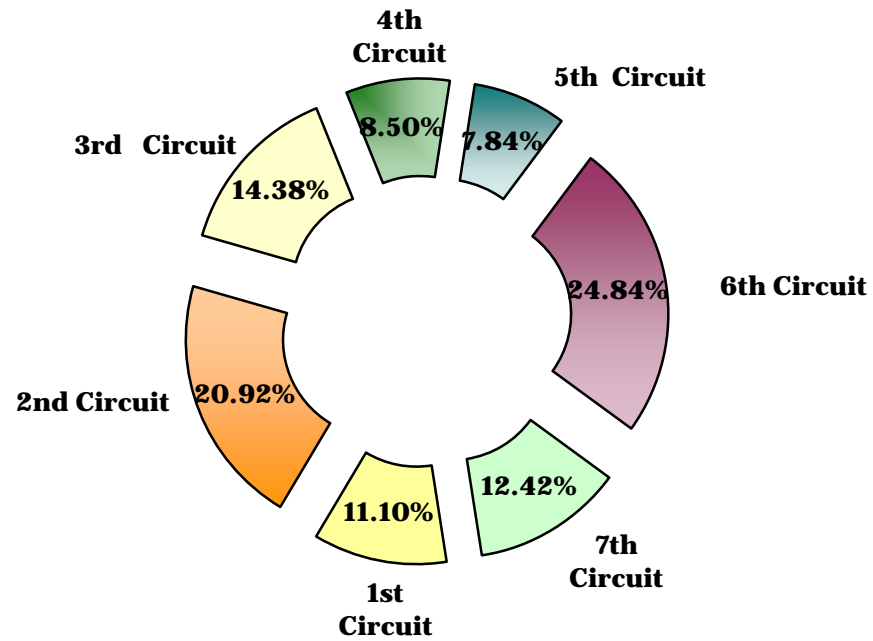
	Number of Appeals	% of Statewide Total
<b>1st Appellate Circuit</b>	<b>17</b>	<b>11.10%</b>
Caroline County	1	
Cecil County	1	
Dorchester County	3	
Kent County	1	
Queen Anne's County	2	
Somerset County	2	
Talbot County	3	
Wicomico County	2	
Worcester County	2	
<b>2nd Appellate Circuit</b>	<b>32</b>	<b>20.92%</b>
Baltimore County	24	
Harford County	8	
<b>3rd Appellate Circuit</b>	<b>22</b>	<b>14.38%</b>
Allegany County	2	
Carroll County	5	
Frederick County	7	
Garrett County	0	
Howard County	5	
Washington County	3	
<b>4th Appellate Circuit</b>	<b>13</b>	<b>8.50%</b>
Prince George's County	13	
<b>5th Appellate Circuit</b>	<b>12</b>	<b>7.84%</b>
Anne Arundel County	6	
Calvert County	1	
Charles County	3	
St. Mary's County	2	
<b>6th Appellate Circuit</b>	<b>38</b>	<b>24.84%</b>
Baltimore City	38	
<b>7th Appellate Circuit</b>	<b>19</b>	<b>12.42%</b>
Montgomery County	19	
	<b>Number of Appeals</b>	<b>% of Statewide Total</b>
<b>TOTALS</b>	<b>153</b>	<b>100.00%</b>

\*The number of appeals docketed are counted by term (March 1, 2004 - February 28, 2005 -- 2004 Term).

**CHART CA-2.1  
COURT OF APPEALS**

**ORIGIN OF APPEALS BY APPELLATE JUDICIAL CIRCUIT**

**REGULAR DOCKET  
2004 Term**



**TABLE CA-3  
COURT OF APPEALS**

**APPEALS DOCKETED BY TERM  
1999-2004 Terms\***

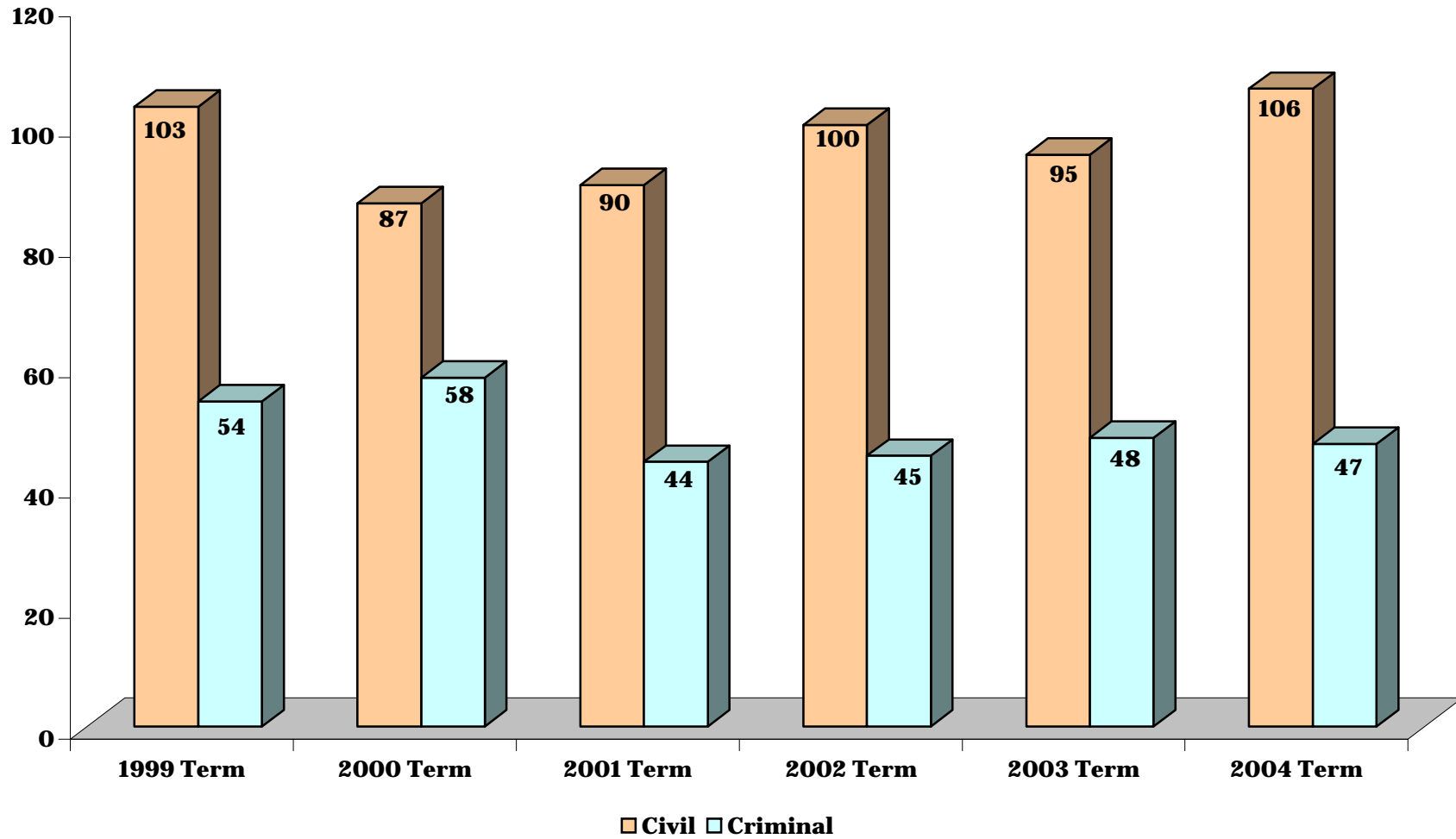
	<b>Appeals</b>		
	<b>Civil</b>	<b>Criminal</b>	<b>TOTALS</b>
1999 Term	103	54	<b>157</b>
2000 Term	87	58	<b>145</b>
2001 Term	90	44	<b>134</b>
2002 Term	100	45	<b>145</b>
2003 Term	95	48	<b>143</b>
2004 Term	106	47	<b>153</b>

\*The number of appeals docketed are counted by term  
(March 1, 2004 - February 28, 2005 -- 2004 Term).



**CHART CA-3.1  
COURT OF APPEALS**

**APPEALS DOCKETED BY TERM  
1999 - 2004 Terms**



**TABLE CA-4**

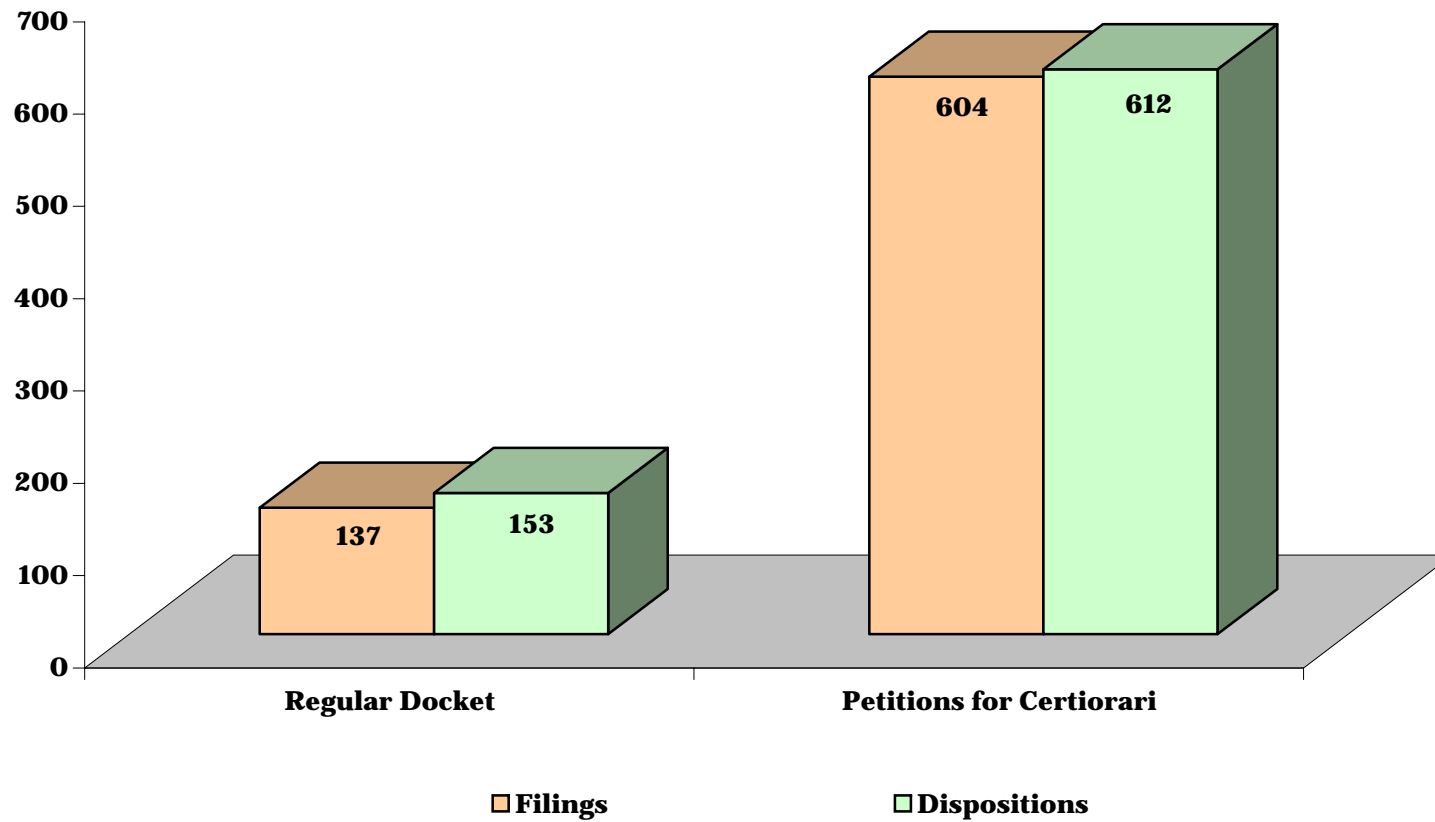
**FILINGS AND DISPOSITIONS**  
**COURT OF APPEALS**

**Fiscal Year 2005**  
**July 1, 2004 - June 30, 2005**

	<b>Filings</b>	<b>Dispositions</b>
Regular Docket	137	153
Petitions for Certiorari	604	612
Attorney Grievance Proceedings	89	87
Bar Admission Proceedings	2	2
Certified Questions of Law	5	0
Miscellaneous Appeals	28	23
<b>TOTALS</b>	<b>865</b>	<b>877</b>

**CHART CA-4.1  
COURT OF APPEALS**

**FILINGS AND DISPOSITIONS  
Fiscal Year 2005**



**TABLE CA-5  
COURT OF APPEALS**

**DISPOSITION AND ORIGIN OF APPEALS**

**REGULAR DOCKET  
Fiscal Year 2005**

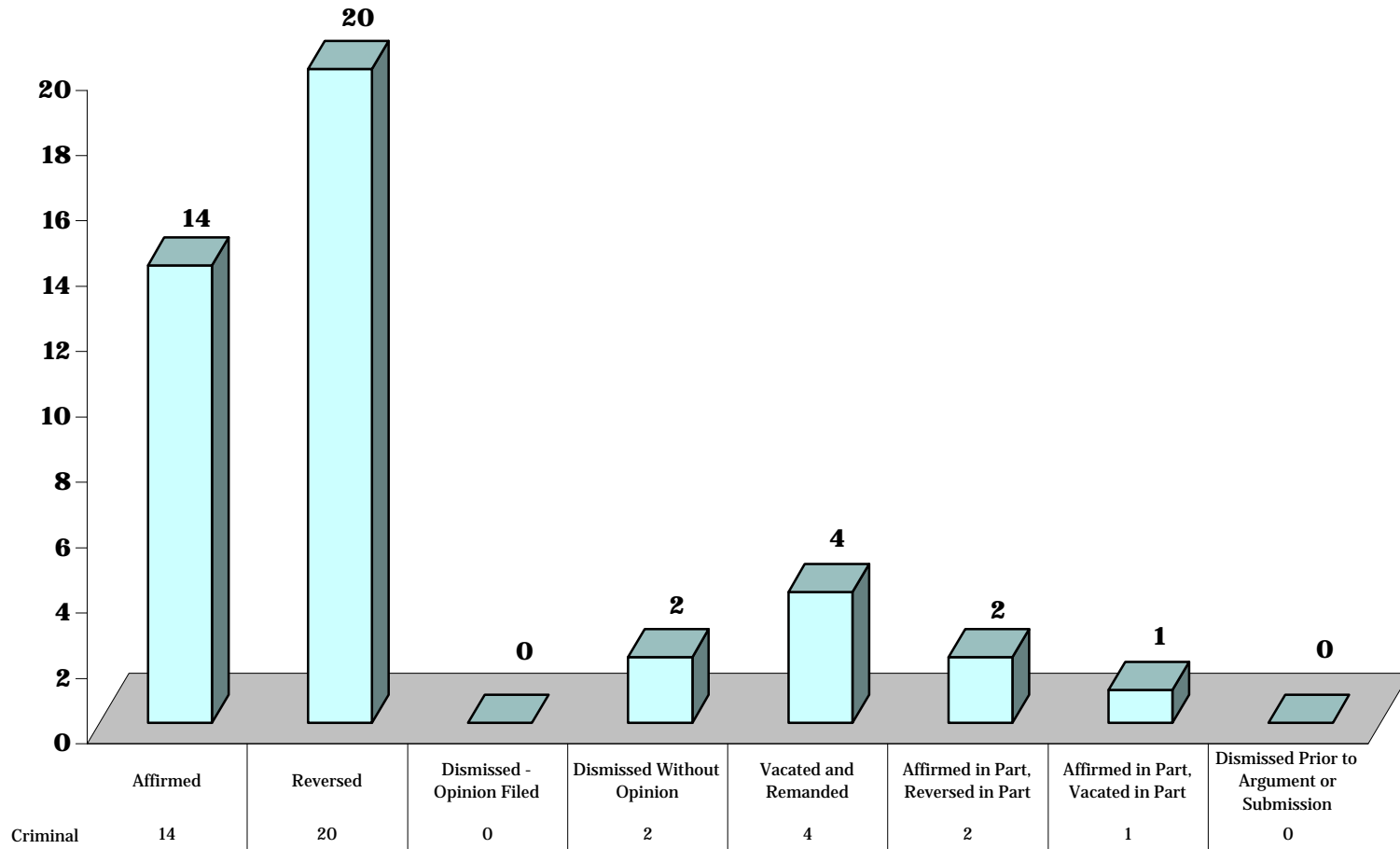
<b>Disposition Type</b>	<b>Civil</b>	<b>Juvenile</b>	<b>Criminal</b>	<b>TOTALS</b>
Affirmed	50	0	14	<b>64</b>
Reversed	29	0	20	<b>49</b>
Dismissed - Opinion Filed	0	0	0	<b>0</b>
Dismissed Without Opinion	5	0	2	<b>7</b>
Vacated and Remanded	14	0	4	<b>18</b>
Affirmed in Part, Reversed in Part	6	0	2	<b>8</b>
Affirmed in Part, Vacated in Part	0	0	1	<b>1</b>
Dismissed Prior to Argument or Submission	6	0	0	<b>6</b>
<b>Total Cases Disposed FY 2005</b>	<b>110</b>	<b>0</b>	<b>43</b>	<b>153</b>

<b>Origin</b>	<b>Civil</b>	<b>Juvenile</b>	<b>Criminal</b>	<b>TOTALS</b>
2002 Docket	1	0	2	<b>3</b>
2003 Docket	32	0	15	<b>47</b>
2004 Docket	77	0	26	<b>103</b>
<b>Total Cases Disposed FY 2005</b>	<b>110</b>	<b>0</b>	<b>43</b>	<b>153</b>



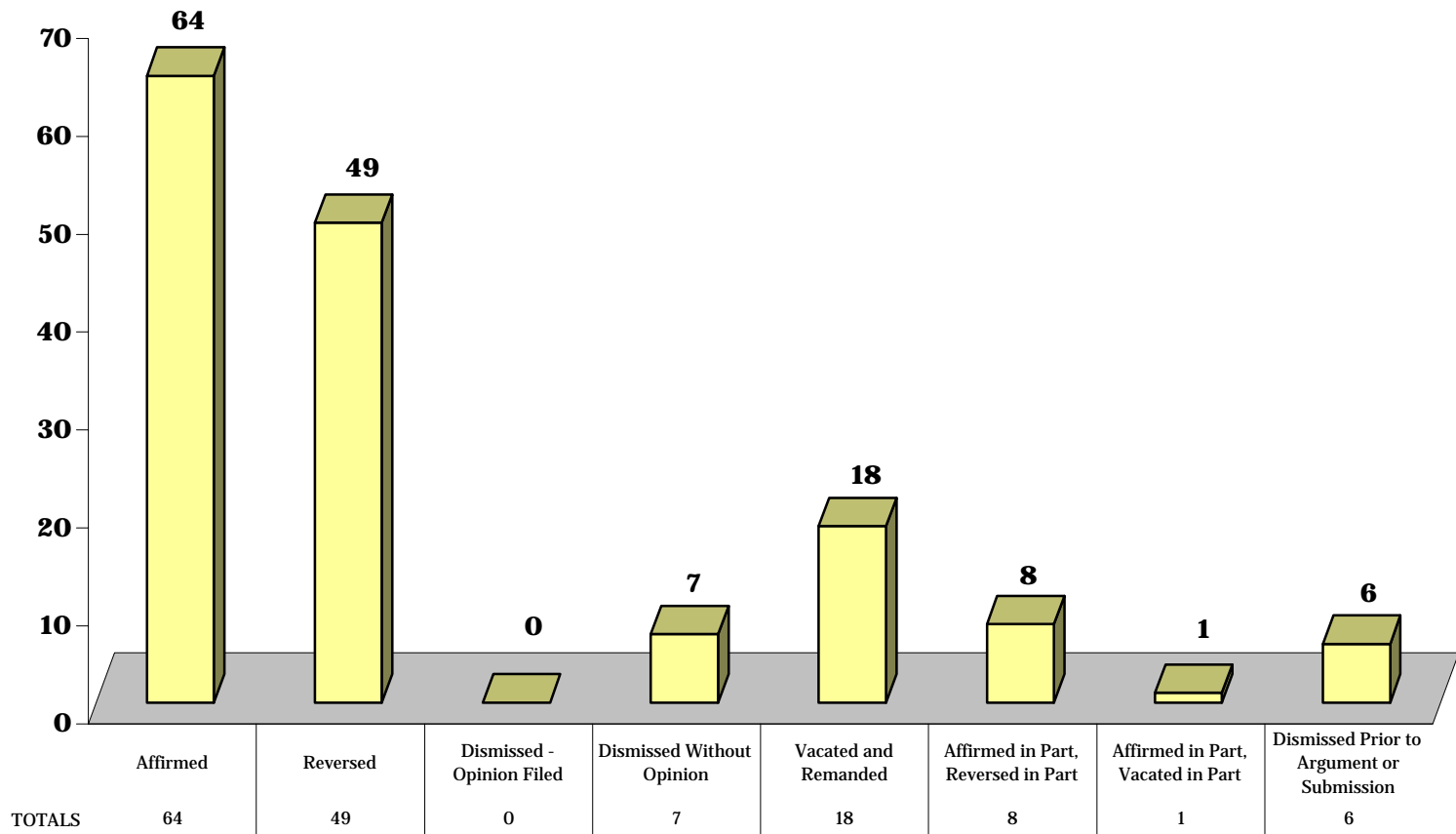
**CHART CA-5.2  
COURT OF APPEALS**

**DISPOSITION OF CRIMINAL APPEALS  
Fiscal Year 2005**



**CHART CA-5.3  
COURT OF APPEALS**

**DISPOSITION OF ALL APPEALS  
Fiscal Year 2005**



**TABLE CA-6  
COURT OF APPEALS**

**PETITION DOCKET DISPOSITIONS  
(PETITIONS FOR CERTIORARI)**

**5 Year Comparative Data Table  
Fiscal Years 2001 - 2005**

<b>PETITIONS</b>	<b>Granted</b>	<b>Dismissed</b>	<b>Denied</b>	<b>Withdrawn</b>	<b>Totals</b>	<b>Percentage of Certiorari Petitions Granted</b>
<b><i>Civil</i></b>						
2000-01	84	10	300	1	<b>395</b>	21.3%
2001-02	79	4	268	3	<b>354</b>	22.3%
2002-03	71	5	331	4	<b>411</b>	17.3%
2003-04	50	4	296	1	<b>351</b>	14.2%
2004-05	66	3	256	2	<b>327</b>	20.2%

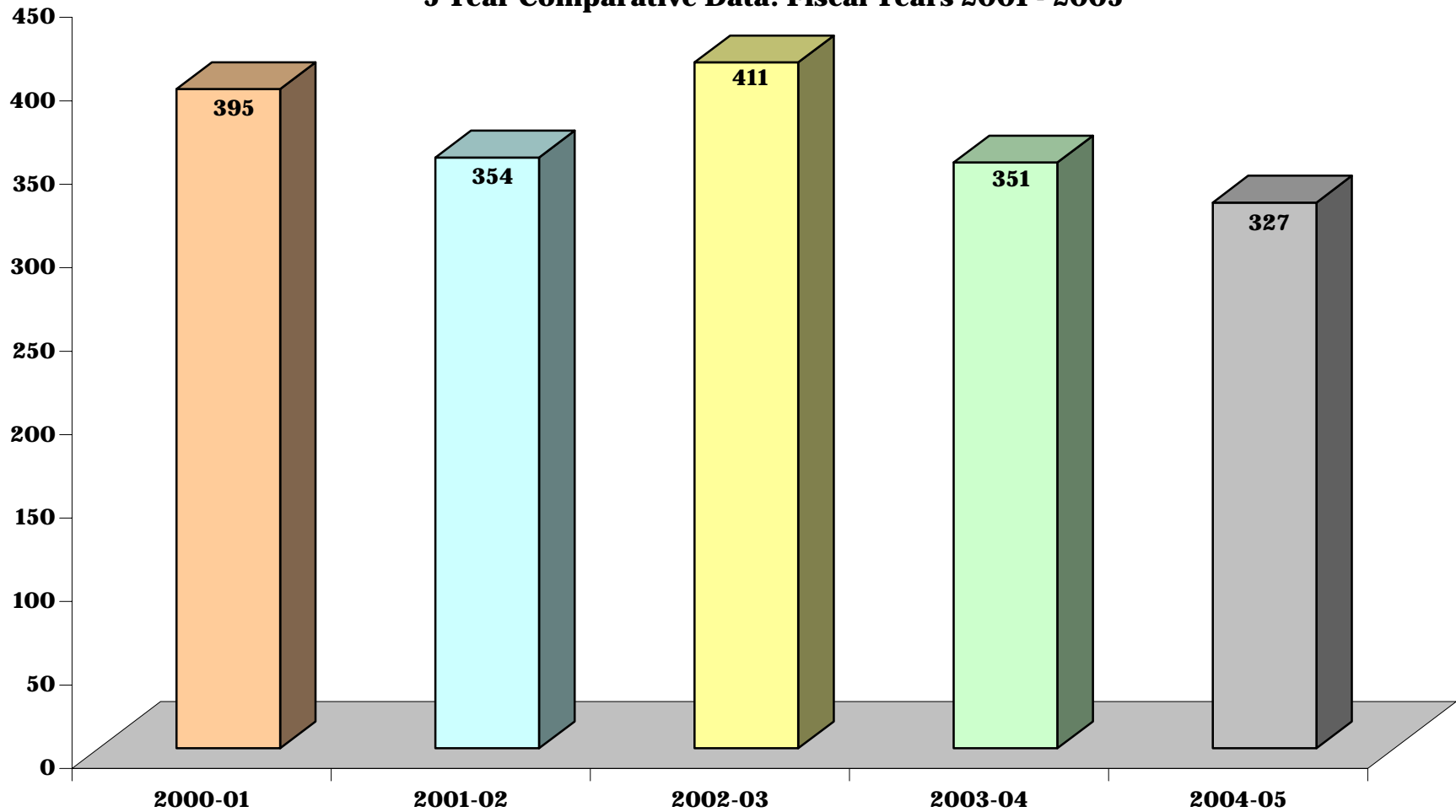
<b>PETITIONS</b>	<b>Granted</b>	<b>Dismissed</b>	<b>Denied</b>	<b>Withdrawn</b>	<b>Totals</b>	<b>Percentage of Certiorari Petitions Granted</b>
<b><i>Criminal</i></b>						
2000-01	42	3	270	2	<b>317</b>	13.2%
2001-02	41	2	319	2	<b>364</b>	11.3%
2002-03	31	0	262	3	<b>296</b>	10.5%
2003-04	40	2	270	1	<b>313</b>	12.8%
2004-05	35	4	245	1	<b>285</b>	12.3%



**CHART CA-6.1  
COURT OF APPEALS**

**TOTAL NUMBER CIVIL  
PETITIONS FOR CERTIORARI DISPOSED**

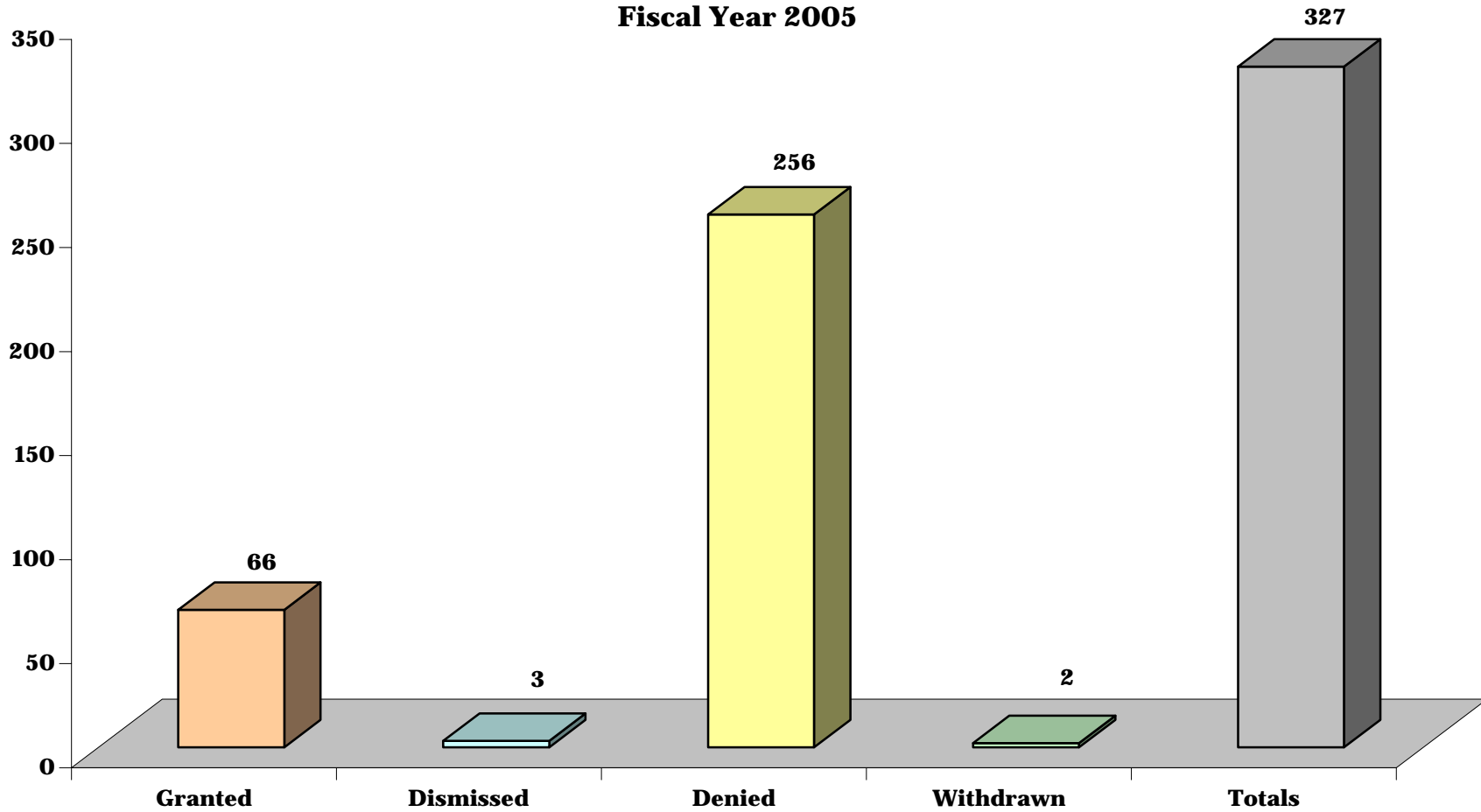
**5 Year Comparative Data: Fiscal Years 2001 - 2005**



**CHART CA-6.2  
COURT OF APPEALS**

**TOTAL NUMBER CIVIL  
PETITIONS FOR CERTIORARI DOCKETED  
Manner of Disposition**

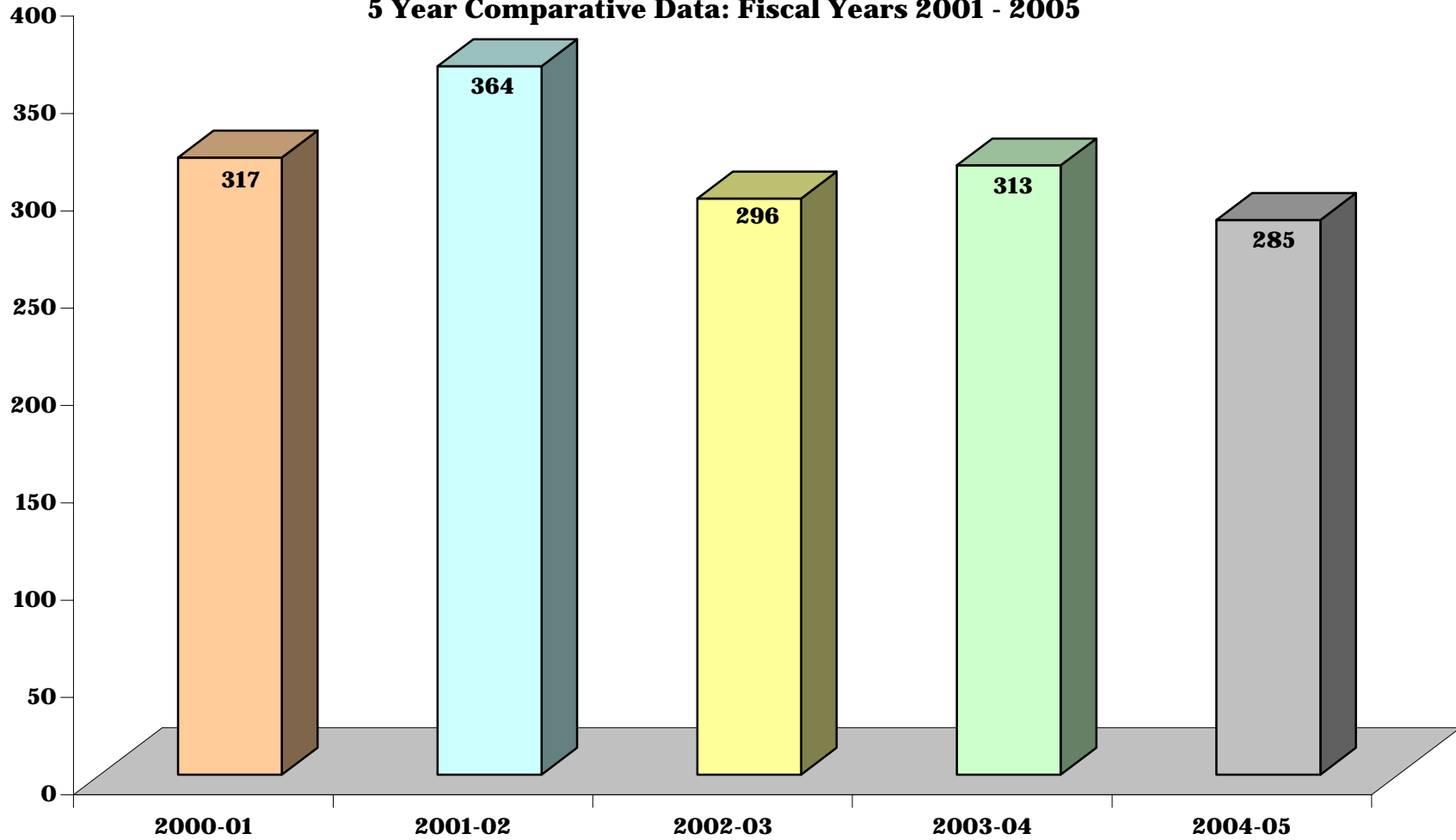
**Fiscal Year 2005**



**CHART CA-6.3  
COURT OF APPEALS**

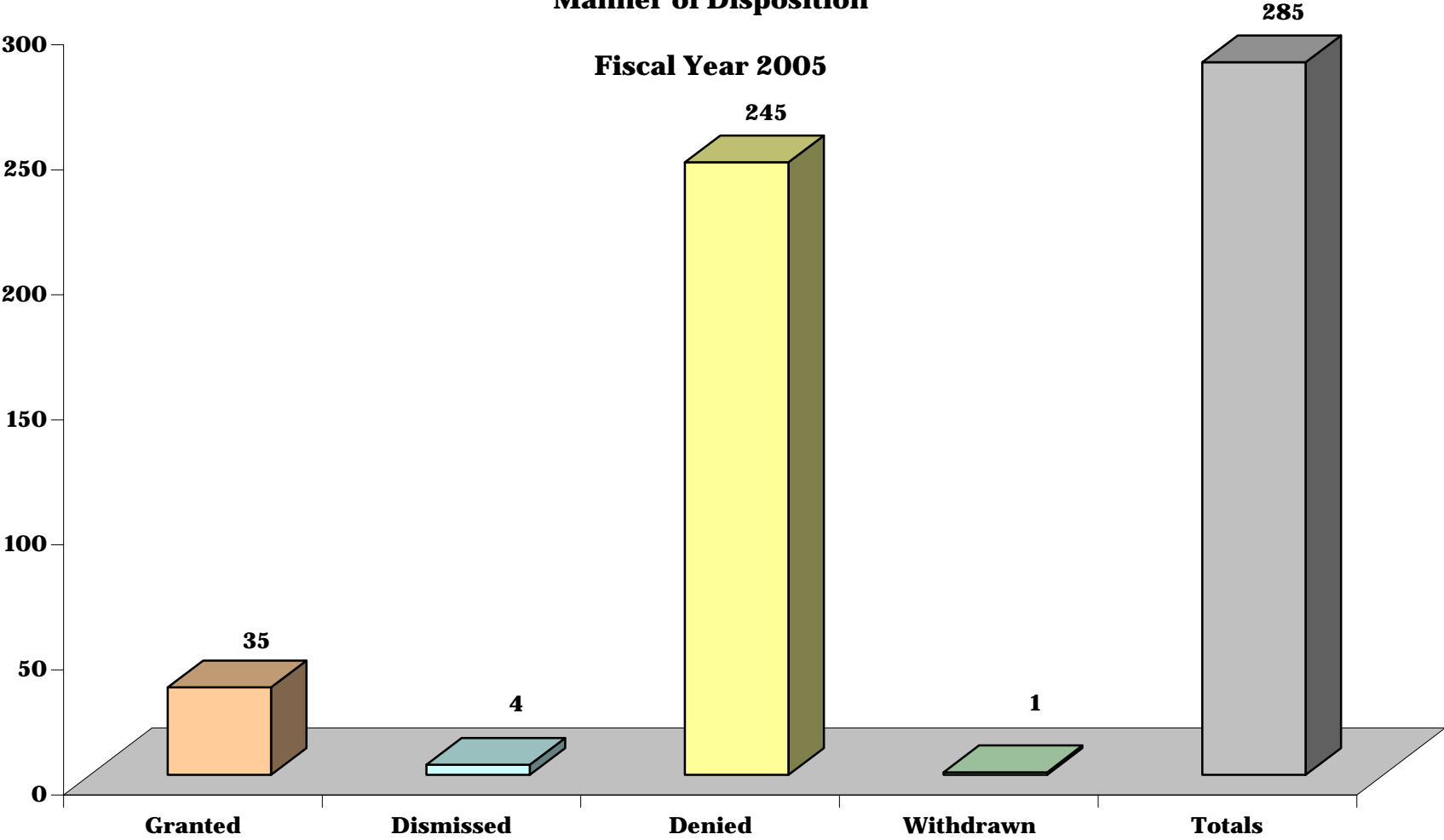
**TOTAL NUMBER CRIMINAL  
PETITIONS FOR CERTIORARI DISPOSED**

**5 Year Comparative Data: Fiscal Years 2001 - 2005**



**CHART CA-6.4  
COURT OF APPEALS**

**TOTAL NUMBER CRIMINAL  
PETITIONS FOR CERTIORARI DOCKETED  
Manner of Disposition**



**TABLE CA-7  
COURT OF APPEALS**

**AVERAGE INTERVALS FOR CASES DISPOSED**

**Regular Docket  
Fiscal Year 2005**

	<b>Certiorari Granted to Argument or to Disposition Without Argument*</b>	<b>Argument to Decision**</b>	<b>Certiorari Granted to Decision*</b>
<b>Days</b>	96	117	202
<b>Months</b>	3.2	3.9	6.7
<b>Number of Cases</b>	153	141	153

*\* Includes all disposed cases in Fiscal Year 2005.*

*\*\* Includes all disposed cases in Fiscal Year 2005 that were argued.*

**TABLE CA-8  
COURT OF APPEALS**

**CASES PENDING**

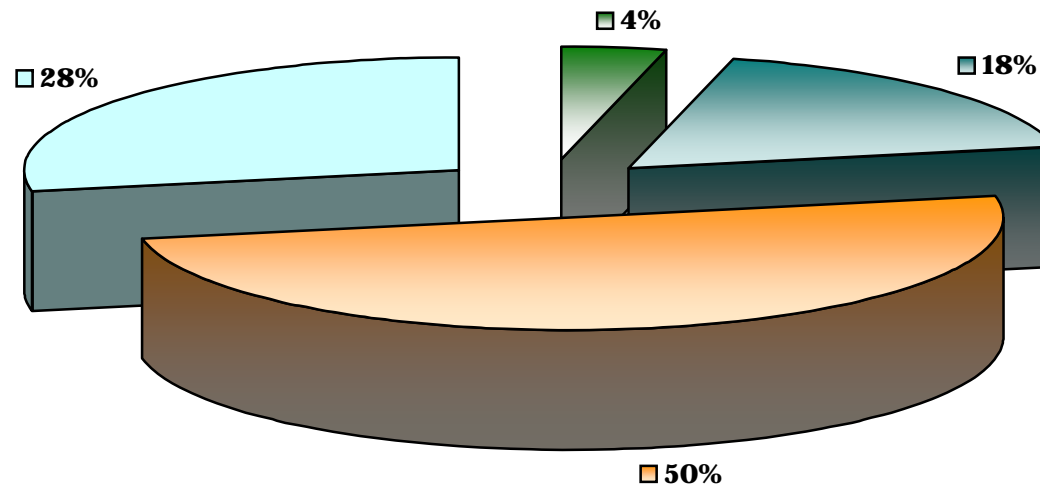
**Regular Docket  
June 30, 2005**

<b>Origin</b>	<b>Civil</b>	<b>Juvenile</b>	<b>Criminal</b>	<b>TOTALS</b>
2002 Docket	4	0	0	<b>4</b>
2003 Docket	14	0	4	<b>18</b>
2004 Docket	30	0	20	<b>50</b>
2005 Docket	14	0	14	<b>28</b>
<b>TOTALS</b>	<b>62</b>	<b>0</b>	<b>38</b>	<b>100</b>

**CHART CA-8.1  
COURT OF APPEALS CASES**

**YEARLY ORIGIN  
OF PENDING REGULAR DOCKET**

**June 30, 2005**



■ 2002 Docket

■ 2003 Docket

■ 2004 Docket

■ 2005 Docket