

**maryland judiciary**  
**annual statistical abstract 2005**

**a publication of the**  
**administrative office of the courts**



**maryland judiciary**  
**annual statistical abstract**  
**fiscal year 2005**

july 1, 2004 – june 30, 2005

---



*Prepared By*  
*Management Analysis and Research*  
*Administrative Office of the Courts*  
*Maryland Judicial Center*  
*580 Taylor Avenue*  
*Annapolis, Maryland 21401*  
*(410) 260-1575*  
*Maryland Relay Service (TT/Voice) 1-800-735-2258*  
*[www.courts.state.md.us](http://www.courts.state.md.us)*

# TABLE OF CONTENTS

---

## **Introduction**

Message from Chief Judge Bell

The Maryland Judicial System Organizational Chart

Maryland Judiciary At a Glance

## **The Court of Appeals**

The Court of Appeals Narrative

Table CA-1: Appeals and Petitions for Certiorari Filed and Terminated Within Fiscal Year

Chart CA-1.1: Appeals Filed and Terminated Within Fiscal Year

Chart CA-1.2: Certiorari Filed and Terminated Within Fiscal Year

Table CA-2: Origin of Appeals by Appellate Judicial Circuit and Jurisdiction

Chart CA-2.1: Origin of Appeals by Appellate Judicial Circuit and Jurisdiction

Table CA-3: Appeals Docketed by Term

Chart CA-3.1: Appeals Docketed by Term

Table CA-4: Filings and Dispositions

Chart CA-4.1: Filings and Dispositions

Table CA-5: Disposition of Origin of Appeals

Chart CA-5.1: Disposition of Civil Appeals

Chart CA-5.2: Disposition of Criminal Appeals

Chart CA-5.3: Disposition of All Appeals

Table CA-6: Petition for Docket Dispositions (Petitions for Certiorari)

Chart CA-6.1: Total Number Civil Petitions for Certiorari Disposed

Chart CA-6.2: Total Number Civil Petitions for Certiorari Docketed (Manner of Disposition)

Chart CA-6.3: Total Number Criminal Petitions for Certiorari Disposed

Chart CA-6.4: Total Number Criminal Petitions for Certiorari Docketed (Manner of Disposition)

Table CA-7: Average Intervals for Cases Disposed

Table CA-8: Cases Pending

Chart CA-8.1: Yearly Origin of Pending Regular Docket

## **The Court of Special Appeals**

The Court of Special Appeals Narrative

Table CSA-1.1: Appeals Filed and Terminated Within Fiscal Year

Chart CSA-1.1: Appeals Filed and Terminated Within Fiscal Year

Table CSA-1.2: Opinions Filed in Fiscal Year

Chart CSA-1.2: Opinions Filed in Fiscal Year

Table CSA-2: Origin of Appeals by Appellate Judicial Circuit and Jurisdiction

Chart CSA-2.1: Percentage of Appeals Filed in Each Appellate Circuit

Table CSA-3: Appeals Docketed by Term  
Chart CSA-3.1: Appeals Docketed by Term

Table CSA-4: Pre-Hearing Conference Reports  
Chart CSA-4.1: Pre-Hearing Conference Reports Received per Term  
Chart CSA-4.2: Disposition of Pre-Hearing Conference Reports

Table CSA-5: Disposition of Information Reports Assigned for Pre-Hearing Conference  
Chart CSA-5.1: Disposition of Information Reports Assigned for Pre-Hearing Conference

Table CSA-6: Disposition of Applications for Leave to Appeal and Other Miscellaneous Cases  
Chart CSA-6.1: Disposition of Applications for Leave to Appeal and Other Miscellaneous Cases

Table CSA-7: Disposition and Origin of Cases  
Chart CSA-7.1: Total Cases Disposed by Case Type  
Chart CSA-7.2: Origin of Appeals Docket by Percentage of Fiscal Year

Table CSA-8: Average Intervals for Cases Disposed

Table CSA-9: Cases Pending  
Chart CSA-9.1: Cases Pending on Regular Docket by Case Type

## **The Circuit Courts**

The Circuit Courts' Narrative

Table CC-1: Filings by Case Type by Fiscal Year  
Chart CC 1.1: Civil and Criminal Filings by Fiscal Year

Table CC-2: All Cases: Filings and Terminations  
Chart CC-2.1: 1<sup>st</sup> Circuit – All Cases: Filings and Terminations  
Chart CC-2.2: 2<sup>nd</sup> Circuit – All Cases: Filings and Terminations  
Chart CC-2.3: 3<sup>rd</sup> Circuit – All Cases: Filings and Terminations  
Chart CC-2.4: 4<sup>th</sup> Circuit – All Cases: Filings and Terminations  
Chart CC-2.5: 5<sup>th</sup> Circuit – All Cases: Filings and Terminations  
Chart CC-2.6: 6<sup>th</sup> Circuit – All Cases: Filings and Terminations  
Chart CC-2.7: 7<sup>th</sup> Circuit – All Cases: Filings and Terminations  
Chart CC-2.8: 8<sup>th</sup> Circuit – All Cases: Filings and Terminations  
Chart CC-2.9: State Totals – All Cases: Filings and Terminations

Table CC-3.1: Civil-General: Comparative Filings in the Circuit Courts  
Chart CC-3.1.1: 1<sup>st</sup> Circuit – Civil-General Filings  
Chart CC-3.1.2: 2<sup>nd</sup> Circuit – Civil-General Filings  
Chart CC-3.1.3: 3<sup>rd</sup> Circuit – Civil-General Filings  
Chart CC-3.1.4: 4<sup>th</sup> Circuit – Civil-General Filings  
Chart CC-3.1.5: 5<sup>th</sup> Circuit – Civil-General Filings  
Chart CC-3.1.6: 6<sup>th</sup> Circuit – Civil-General Filings  
Chart CC-3.1.7: 7<sup>th</sup> Circuit – Civil-General Filings  
Chart CC-3.1.8: 8<sup>th</sup> Circuit – Civil-General Filings  
Chart CC-3.1.9: State Totals – Civil-General Filings

Table CC-3.2: Civil-Family: Comparative Filings in the Circuit Courts  
Chart CC-3.2.1: 1<sup>st</sup> Circuit – Civil-Family Filings  
Chart CC-3.2.2: 2<sup>nd</sup> Circuit – Civil-Family Filings  
Chart CC-3.2.3: 3<sup>rd</sup> Circuit – Civil-Family Filings

Chart CC-3.2.4: 4<sup>th</sup> Circuit – Civil- Family Filings  
Chart CC-3.2.5: 5<sup>th</sup> Circuit – Civil- Family Filings  
Chart CC-3.2.6: 6<sup>th</sup> Circuit – Civil- Family Filings  
Chart CC-3.2.7: 7<sup>th</sup> Circuit – Civil- Family Filings  
Chart CC-3.2.8: 8<sup>th</sup> Circuit – Civil- Family Filings  
Chart CC-3.2.9: State Totals – Civil- Family Filings

Table CC-3.3: Juvenile: Comparative Filings in the Circuit Courts

Chart CC-3.3.1: 1<sup>st</sup> Circuit – Juvenile Filings  
Chart CC-3.3.2: 2<sup>nd</sup> Circuit – Juvenile Filings  
Chart CC-3.3.3: 3<sup>rd</sup> Circuit – Juvenile Filings  
Chart CC-3.3.4: 4<sup>th</sup> Circuit – Juvenile Filings  
Chart CC-3.3.5: 5<sup>th</sup> Circuit – Juvenile Filings  
Chart CC-3.3.6: 6<sup>th</sup> Circuit – Juvenile Filings  
Chart CC-3.3.7: 7<sup>th</sup> Circuit – Juvenile Filings  
Chart CC-3.3.8: 8<sup>th</sup> Circuit – Juvenile Filings  
Chart CC-3.3.9: State Totals – Juvenile Filings

Table CC-3.4: Criminal: Comparative Filings in the Circuit Courts

Chart CC-3.4.1: 1<sup>st</sup> Circuit – Criminal Filings  
Chart CC-3.4.2: 2<sup>nd</sup> Circuit – Criminal Filings  
Chart CC-3.4.3: 3<sup>rd</sup> Circuit – Criminal Filings  
Chart CC-3.4.4: 4<sup>th</sup> Circuit – Criminal Filings  
Chart CC-3.4.5: 5<sup>th</sup> Circuit – Criminal Filings  
Chart CC-3.4.6: 6<sup>th</sup> Circuit – Criminal Filings  
Chart CC-3.4.7: 7<sup>th</sup> Circuit – Criminal Filings  
Chart CC-3.4.8: 8<sup>th</sup> Circuit – Criminal Filings  
Chart CC-3.4.9: State Totals – Criminal Filings

Table CC-4.1: Small Jurisdictions: Categories of Filings

Chart CC-4.1.1: Small Jurisdictions: Total Civil-General Filings  
Chart CC-4.1.2: Small Jurisdictions: Total Civil-Family Filings  
Chart CC-4.1.3: Small Jurisdictions: Total Juvenile Filings  
Chart CC-4.1.4: Small Jurisdictions: Total Criminal Filings  
Chart CC-4.1.5: Small Jurisdictions: Total Filings  
Chart CC-4.1.6: Small Jurisdictions: Comparison of Selected Criminal Data

Table CC 4.2: Medium Jurisdictions: Categories of Filings

Chart CC-4.2.1: Medium Jurisdictions: Total Civil-General Filings  
Chart CC-4.2.2: Medium Jurisdictions: Total Civil-Family Filings  
Chart CC-4.2.3: Medium Jurisdictions: Total Juvenile Filings  
Chart CC-4.2.4: Medium Jurisdictions: Total Criminal Filings  
Chart CC-4.2.5: Medium Jurisdictions: Total Filings  
Chart CC-4.2.6: Medium Jurisdictions: Comparison of Selected Criminal Data

Table CC 4.3: Medium-Large Jurisdictions: Categories of Filings

Chart CC-4.3.1: Medium-Large Jurisdictions: Total Civil-General Filings  
Chart CC-4.3.2: Medium-Large Jurisdictions: Total Civil-Family Filings  
Chart CC-4.3.3: Medium-Large Jurisdictions: Total Juvenile Filings  
Chart CC-4.3.4: Medium-Large Jurisdictions: Total Criminal Filings  
Chart CC-4.3.5: Medium-Large Jurisdictions: Total Filings  
Chart CC-4.3.6: Medium-Large Jurisdictions: Comparison of Selected Criminal Data

Table CC-4.4: Large Jurisdictions: Categories of Filings

Chart CC-4.4.1: Large Jurisdictions: Total Civil-General Filings  
Chart CC-4.4.2: Large Jurisdictions: Total Civil-Family Filings  
Chart CC-4.4.3: Large Jurisdictions: Total Juvenile Filings

Chart CC-4.4.4: Large Jurisdictions: Total Criminal Filings  
Chart CC-4.4.5: Large Jurisdictions: Total Filings  
Chart CC-4.4.6: Large Jurisdictions: Comparison of Selected Criminal Data

Table CC-5: Civil-General Filings and Terminations  
Chart CC-5.1: 1<sup>st</sup> Circuit – Civil-General Filings and Terminations  
Chart CC-5.2: 2<sup>nd</sup> Circuit – Civil-General Filings and Terminations  
Chart CC-5.3: 3<sup>rd</sup> Circuit – Civil-General Filings and Terminations  
Chart CC-5.4: 4<sup>th</sup> Circuit – Civil-General Filings and Terminations  
Chart CC-5.5: 5<sup>th</sup> Circuit – Civil-General Filings and Terminations  
Chart CC-5.6: 6<sup>th</sup> Circuit – Civil-General Filings and Terminations  
Chart CC-5.7: 7<sup>th</sup> Circuit – Civil-General Filings and Terminations  
Chart CC-5.8: 8<sup>th</sup> Circuit – Civil-General Filings and Terminations  
Chart CC-5.9: State Totals – Civil-General Filings and Terminations

Table CC-6: Civil-Family Filings and Terminations  
Chart CC-6.1: 1<sup>st</sup> Circuit – Civil-Family Filings and Terminations  
Chart CC-6.2: 2<sup>nd</sup> Circuit – Civil-Family Filings and Terminations  
Chart CC-6.3: 3<sup>rd</sup> Circuit – Civil-Family Filings and Terminations  
Chart CC-6.4: 4<sup>th</sup> Circuit – Civil-Family Filings and Terminations  
Chart CC-6.5: 5<sup>th</sup> Circuit – Civil-Family Filings and Terminations  
Chart CC-6.6: 6<sup>th</sup> Circuit – Civil-Family Filings and Terminations  
Chart CC-6.7: 7<sup>th</sup> Circuit – Civil-Family Filings and Terminations  
Chart CC-6.8: 8<sup>th</sup> Circuit – Civil-Family Filings and Terminations  
Chart CC-6.9: State Totals – Civil-Family Filings and Terminations

Table CC-7: Domestic Violence Cases Heard

Table CC-8: Criminal Filings and Terminations  
Chart CC-8.1: 1<sup>st</sup> Circuit – Criminal Filings and Terminations  
Chart CC-8.2: 2<sup>nd</sup> Circuit – Criminal Filings and Terminations  
Chart CC-8.3: 3<sup>rd</sup> Circuit – Criminal Filings and Terminations  
Chart CC-8.4: 4<sup>th</sup> Circuit – Criminal Filings and Terminations  
Chart CC-8.5: 5<sup>th</sup> Circuit – Criminal Filings and Terminations  
Chart CC-8.6: 6<sup>th</sup> Circuit – Criminal Filings and Terminations  
Chart CC-8.7: 7<sup>th</sup> Circuit – Criminal Filings and Terminations  
Chart CC-8.8: 8<sup>th</sup> Circuit – Criminal Filings and Terminations  
Chart CC-8.9: State Totals – Criminal Filings and Terminations

Table CC-9: Juvenile Filings and Terminations  
Chart CC-9.1: 1<sup>st</sup> Circuit – Juvenile Filings and Terminations  
Chart CC-9.2: 2<sup>nd</sup> Circuit – Juvenile Filings and Terminations  
Chart CC-9.3: 3<sup>rd</sup> Circuit – Juvenile Filings and Terminations  
Chart CC-9.4: 4<sup>th</sup> Circuit – Juvenile Filings and Terminations  
Chart CC-9.5: 5<sup>th</sup> Circuit – Juvenile Filings and Terminations  
Chart CC-9.6: 6<sup>th</sup> Circuit – Juvenile Filings and Terminations  
Chart CC-9.7: 7<sup>th</sup> Circuit – Juvenile Filings and Terminations  
Chart CC-9.8: 8<sup>th</sup> Circuit – Juvenile Filings and Terminations  
Chart CC-9.9: State Totals – Juvenile Filings and Terminations

Table CC-10.1: Small Jurisdictions: Categories of Terminations  
Chart CC-10.1.1: Small Jurisdictions: Civil-General Terminations  
Chart CC-10.1.2: Small Jurisdictions: Civil-Family Terminations  
Chart CC-10.1.3: Small Jurisdictions: Juvenile Terminations  
Chart CC-10.1.4: Small Jurisdictions: Criminal Terminations

Table CC-10.2: Medium Jurisdictions: Categories of Terminations

Chart CC-10.2.1: Medium Jurisdictions: Civil-General Terminations  
Chart CC-10.2.2: Medium Jurisdictions: Civil-Family Terminations  
Chart CC-10.2.3: Medium Jurisdictions: Juvenile Terminations  
Chart CC-10.2.4: Medium Jurisdictions: Criminal Terminations

Table CC-10.3: Medium-Large Jurisdictions: Categories of Terminations  
Chart CC-10.3: Medium-Large Jurisdictions: All Categories of Terminations

Table CC-10.4: Large Jurisdictions: Categories of Terminations  
Chart CC-10.4: Large Jurisdictions: Categories of Terminations

Table CC-11.1: Civil: Average Days from Filing to Disposition  
Table CC-11.2: Criminal: Average Days from Filing to Disposition  
Table CC-11.3 Juvenile: Average Days from Filing to Disposition  
Chart CC-11.1: Statewide Average Days from Filing to Disposition – All Case Types

Table CC-12: Delinquency Terminations by Type of Disposition  
Chart CC-12.1: State Totals – Delinquency Terminations by Type of Disposition

Table CC-13: Court Trials, Jury Trials and Hearings: By County, Circuit and Functional Area

Table CC-14: Terminations as Percentage of Filings  
Chart CC-14.1: Terminations and Filings

Table CC-15: Jury Trial Prayers in the Circuit Courts  
Chart CC-15.1: Jury Trial Prayers – Baltimore City  
Chart CC-15.2: Jury Trial Prayers – Anne Arundel County  
Chart CC-15.3: Jury Trial Prayers – Baltimore County  
Chart CC-15.4: Jury Trial Prayers – Montgomery County  
Chart CC-15.5: Jury Trial Prayers – Prince George’s County  
Chart CC-15.6: Jury Trial Prayers – All Other Counties  
Chart CC-15.7: Jury Trial Prayers – State Totals  
Chart CC-15.8: Jury Trial Prayers – All Counties

Table CC-16: Civil Cases Tried

Table CC-17: Civil Cases: Ratio of Trials to Dispositions

Table CC-18: Criminal Cases Tried

Table CC-19: Criminal Cases: Trials as a Percentage of Dispositions

Table CC-20.1: 1<sup>st</sup> Circuit Business Related Workload  
Table CC-20.2: 2<sup>nd</sup> Circuit Business Related Workload  
Table CC-20.3: 3<sup>rd</sup> Circuit Business Related Workload  
Table CC-20.4: 4<sup>th</sup> Circuit Business Related Workload  
Table CC-20.5: 5<sup>th</sup> Circuit Business Related Workload  
Table CC-20.6: 6<sup>th</sup> Circuit Business Related Workload  
Table CC-20.7: 7<sup>th</sup> Circuit Business Related Workload  
Table CC-20.8: 8<sup>th</sup> Circuit Business Related Workload  
Table CC-20.9: State Total: Business Related Workload

## **The District Courts**

The District Courts’ Narrative

Table DC-1: Motor Vehicle, Criminal and Civil Cases – 5 Year Comparative Data

Chart DC-1.1: District 1 – Motor Vehicle, Criminal and Civil Cases – 5 Year Comparative Data  
Chart DC-1.2: District 2 – Motor Vehicle, Criminal and Civil Cases – 5 Year Comparative Data  
Chart DC-1.3: District 3 – Motor Vehicle, Criminal and Civil Cases – 5 Year Comparative Data  
Chart DC-1.4: District 4 – Motor Vehicle, Criminal and Civil Cases – 5 Year Comparative Data  
Chart DC-1.5: District 5 – Motor Vehicle, Criminal and Civil Cases – 5 Year Comparative Data  
Chart DC-1.6: District 6 – Motor Vehicle, Criminal and Civil Cases – 5 Year Comparative Data  
Chart DC-1.7: District 7 – Motor Vehicle, Criminal and Civil Cases – 5 Year Comparative Data  
Chart DC-1.8: District 8 – Motor Vehicle, Criminal and Civil Cases – 5 Year Comparative Data  
Chart DC-1.9: District 9 – Motor Vehicle, Criminal and Civil Cases – 5 Year Comparative Data  
Chart DC-1.10: District 10 – Motor Vehicle, Criminal and Civil Cases – 5 Year Comparative Data  
Chart DC-1.11: District 11 – Motor Vehicle, Criminal and Civil Cases – 5 Year Comparative Data  
Chart DC-1.12: District 12 – Motor Vehicle, Criminal and Civil Cases – 5 Year Comparative Data  
Chart DC-1.13: State Total – Motor Vehicle, Criminal and Civil Cases – 5 Year Comparative Data

**Table DC-2: Motor Vehicle, Criminal and Civil Cases**

Chart DC-2.1: District 1 – Motor Vehicle, Criminal and Civil Cases  
Chart DC-2.2: District 2 – Motor Vehicle, Criminal and Civil Cases  
Chart DC-2.3: District 3 – Motor Vehicle, Criminal and Civil Cases  
Chart DC-2.4: District 4 – Motor Vehicle, Criminal and Civil Cases  
Chart DC-2.5: District 5 – Motor Vehicle, Criminal and Civil Cases  
Chart DC-2.6: District 6 – Motor Vehicle, Criminal and Civil Cases  
Chart DC-2.7: District 7 – Motor Vehicle, Criminal and Civil Cases  
Chart DC-2.8: District 8 – Motor Vehicle, Criminal and Civil Cases  
Chart DC-2.9: District 9 – Motor Vehicle, Criminal and Civil Cases  
Chart DC-2.10: District 10 – Motor Vehicle, Criminal and Civil Cases  
Chart DC-2.11: District 11 – Motor Vehicle, Criminal and Civil Cases  
Chart DC-2.12: District 12 – Motor Vehicle, Criminal and Civil Cases  
Chart DC-2.13: State Total – Motor Vehicle, Criminal and Civil Cases

**Table DC-3: Population and Cases Filed & Terminated per District Court Judge**

**Table DC-4.1: Motor Vehicle Cases Filed and Processed**

Chart DC-4.1.1: District 1 – Motor Vehicle Cases Filed and Processed  
Chart DC-4.1.2: District 2 – Motor Vehicle Cases Filed and Processed  
Chart DC-4.1.3: District 3 – Motor Vehicle Cases Filed and Processed  
Chart DC-4.1.4: District 4 – Motor Vehicle Cases Filed and Processed  
Chart DC-4.1.5: District 5 – Motor Vehicle Cases Filed and Processed  
Chart DC-4.1.6: District 6 – Motor Vehicle Cases Filed and Processed  
Chart DC-4.1.7: District 7 – Motor Vehicle Cases Filed and Processed  
Chart DC-4.1.8: District 8 – Motor Vehicle Cases Filed and Processed  
Chart DC-4.1.9: District 9 – Motor Vehicle Cases Filed and Processed  
Chart DC-4.1.10: District 10 – Motor Vehicle Cases Filed and Processed  
Chart DC-4.1.11: District 11 – Motor Vehicle Cases Filed and Processed  
Chart DC-4.1.12: District 12 – Motor Vehicle Cases Filed and Processed  
Chart DC-4.1.13: State Total – Motor Vehicle Cases Filed and Processed

**Table DC-4.2: Criminal and Civil Cases Filed and Processed**

Chart DC-4.2.1: District 1 – Criminal and Civil Cases Filed and Processed  
Chart DC-4.2.2: District 2 – Criminal and Civil Cases Filed and Processed  
Chart DC-4.2.3: District 3 – Criminal and Civil Cases Filed and Processed  
Chart DC-4.2.4: District 4 – Criminal and Civil Cases Filed and Processed  
Chart DC-4.2.5: District 5 – Criminal and Civil Cases Filed and Processed  
Chart DC-4.2.6: District 6 – Criminal and Civil Cases Filed and Processed  
Chart DC-4.2.7: District 7 – Criminal and Civil Cases Filed and Processed  
Chart DC-4.2.8: District 8 – Criminal and Civil Cases Filed and Processed  
Chart DC-4.2.9: District 9 – Criminal and Civil Cases Filed and Processed  
Chart DC-4.2.10: District 10 – Criminal and Civil Cases Filed and Processed



Chart DC-4.2.11: District 11 – Criminal and Civil Cases Filed and Processed  
Chart DC-4.2.12: District 12 – Criminal and Civil Cases Filed and Processed  
Chart DC-4.2.13: State Total – Criminal and Civil Cases Filed and Processed

Table DC-4.3: Total Motor Vehicle, Criminal and Civil Cases Filed  
Chart DC-4.3.1: District 1 – Total Motor Vehicle, Criminal and Civil Cases Filed  
Chart DC-4.3.2: District 2 – Total Motor Vehicle, Criminal and Civil Cases Filed  
Chart DC-4.3.3: District 3 – Total Motor Vehicle, Criminal and Civil Cases Filed  
Chart DC-4.3.4: District 4 – Total Motor Vehicle, Criminal and Civil Cases Filed  
Chart DC-4.3.5: District 5 – Total Motor Vehicle, Criminal and Civil Cases Filed  
Chart DC-4.3.6: District 6 – Total Motor Vehicle, Criminal and Civil Cases Filed  
Chart DC-4.3.7: District 7 – Total Motor Vehicle, Criminal and Civil Cases Filed  
Chart DC-4.3.8: District 8 – Total Motor Vehicle, Criminal and Civil Cases Filed  
Chart DC-4.3.9: District 9 – Total Motor Vehicle, Criminal and Civil Cases Filed  
Chart DC-4.3.10: District 10 – Total Motor Vehicle, Criminal and Civil Cases Filed  
Chart DC-4.3.11: District 11 – Total Motor Vehicle, Criminal and Civil Cases Filed  
Chart DC-4.3.12: District 12 – Total Motor Vehicle, Criminal and Civil Cases Filed  
Chart DC-4.3.13: State Total – Total Motor Vehicle, Criminal and Civil Cases Filed

Table DC-5: Motor Vehicle Cases Filed and Terminated  
Chart DC-5.1: District 1 – Motor Vehicle Cases Filed and Terminated  
Chart DC-5.2: District 2 – Motor Vehicle Cases Filed and Terminated  
Chart DC-5.3: District 3 – Motor Vehicle Cases Filed and Terminated  
Chart DC-5.4: District 4 – Motor Vehicle Cases Filed and Terminated  
Chart DC-5.5: District 5 – Motor Vehicle Cases Filed and Terminated  
Chart DC-5.6: District 6 – Motor Vehicle Cases Filed and Terminated  
Chart DC-5.7: District 7 – Motor Vehicle Cases Filed and Terminated  
Chart DC-5.8: District 8 – Motor Vehicle Cases Filed and Terminated  
Chart DC-5.9: District 9 – Motor Vehicle Cases Filed and Terminated  
Chart DC-5.10: District 10 – Motor Vehicle Cases Filed and Terminated  
Chart DC-5.11: District 11 – Motor Vehicle Cases Filed and Terminated  
Chart DC-5.12: District 12 – Motor Vehicle Cases Filed and Terminated  
Chart DC-5.13: State Total – Motor Vehicle Cases Filed and Terminated

Table DC-6.1: Criminal Cases Filed and Terminated  
Chart DC-6.1.1: District 1 – Criminal Cases Filed and Terminated  
Chart DC-6.1.2: District 2 – Criminal Cases Filed and Terminated  
Chart DC-6.1.3: District 3 – Criminal Cases Filed and Terminated  
Chart DC-6.1.4: District 4 – Criminal Cases Filed and Terminated  
Chart DC-6.1.5: District 5 – Criminal Cases Filed and Terminated  
Chart DC-6.1.6: District 6 – Criminal Cases Filed and Terminated  
Chart DC-6.1.7: District 7 – Criminal Cases Filed and Terminated  
Chart DC-6.1.8: District 8 – Criminal Cases Filed and Terminated  
Chart DC-6.1.9: District 9 – Criminal Cases Filed and Terminated  
Chart DC-6.1.10: District 10 – Criminal Cases Filed and Terminated  
Chart DC-6.1.11: District 11 – Criminal Cases Filed and Terminated  
Chart DC-6.1.12: District 12 – Criminal Cases Filed and Terminated  
Chart DC-6.1.13: State Total – Criminal Cases Filed and Terminated

Table DC-6.2: Criminal Cases: Manner of Disposition  
Chart DC-6.2.1: District 1 - Criminal Cases: Manner of Disposition  
Chart DC-6.2.2: District 2 – Criminal Cases: Manner of Disposition  
Chart DC-6.2.3: District 3 – Criminal Cases: Manner of Disposition  
Chart DC-6.2.4: District 4 – Criminal Cases: Manner of Disposition  
Chart DC-6.2.5: District 5 – Criminal Cases: Manner of Disposition  
Chart DC-6.2.6: District 6 – Criminal Cases: Manner of Disposition  
Chart DC-6.2.7: District 7 – Criminal Cases: Manner of Disposition

Chart DC-6.2.8: District 8 – Criminal Cases: Manner of Disposition  
Chart DC-6.2.9: District 9 – Criminal Cases: Manner of Disposition  
Chart DC-6.2.10: District 10 – Criminal Cases: Manner of Disposition  
Chart DC-6.2.11: District 11 – Criminal Cases: Manner of Disposition  
Chart DC-6.2.12: District 12 – Criminal Cases: Manner of Disposition  
Chart DC-6.2.13: State Total – Criminal Cases: Manner of Disposition

Table DC-7: Civil Filings and Terminations – 4 Year Comparative Data

Chart DC-7.1: District 1 – Civil Filings and Terminations  
Chart DC-7.2: District 2 – Civil Filings and Terminations  
Chart DC-7.3: District 3 – Civil Filings and Terminations  
Chart DC-7.4: District 4 – Civil Filings and Terminations  
Chart DC-7.5: District 5 – Civil Filings and Terminations  
Chart DC-7.6: District 6 – Civil Filings and Terminations  
Chart DC-7.7: District 7 – Civil Filings and Terminations  
Chart DC-7.8: District 8 – Civil Filings and Terminations  
Chart DC-7.9: District 9 – Civil Filings and Terminations  
Chart DC-7.10: District 10 – Civil Filings and Terminations  
Chart DC-7.11: District 11 – Civil Filings and Terminations  
Chart DC-7.12: District 12 – Civil Filings and Terminations  
Chart DC-7.13: State Total – Civil Filings and Terminations

Table DC-8.1: DWI Cases Filed and Terminated

Chart DC-8.1.1: District 1 – DWI Cases Filed and Terminated  
Chart DC-8.1.2: District 2 – DWI Cases Filed and Terminated  
Chart DC-8.1.3: District 3 – DWI Cases Filed and Terminated  
Chart DC-8.1.4: District 4 – DWI Cases Filed and Terminated  
Chart DC-8.1.5: District 5 – DWI Cases Filed and Terminated  
Chart DC-8.1.6: District 6 – DWI Cases Filed and Terminated  
Chart DC-8.1.7: District 7 – DWI Cases Filed and Terminated  
Chart DC-8.1.8: District 8 – DWI Cases Filed and Terminated  
Chart DC-8.1.9: District 9 – DWI Cases Filed and Terminated  
Chart DC-8.1.10: District 10 – DWI Cases Filed and Terminated  
Chart DC-8.1.11: District 11 – DWI Cases Filed and Terminated  
Chart DC-8.1.12: District 12 – DWI Cases Filed and Terminated  
Chart DC-8.1.13: State Total – DWI Cases Filed and Terminated

Table DC-8.2: DWI Cases: Manner of Disposition

Chart DC-8.2.1: District 1 – DWI Cases: Manner of Disposition  
Chart DC-8.2.2: District 2 – DWI Cases: Manner of Disposition  
Chart DC-8.2.3: District 3 – DWI Cases: Manner of Disposition  
Chart DC-8.2.4: District 4 – DWI Cases: Manner of Disposition  
Chart DC-8.2.5: District 5 – DWI Cases: Manner of Disposition  
Chart DC-8.2.6: District 6 – DWI Cases: Manner of Disposition  
Chart DC-8.2.7: District 7 – DWI Cases: Manner of Disposition  
Chart DC-8.2.8: District 8 – DWI Cases: Manner of Disposition  
Chart DC-8.2.9: District 9 – DWI Cases: Manner of Disposition  
Chart DC-8.2.10: District 10 – DWI Cases: Manner of Disposition  
Chart DC-8.2.11: District 11 – DWI Cases: Manner of Disposition  
Chart DC-8.2.12: District 12 – DWI Cases: Manner of Disposition  
Chart DC-8.2.13: State Total – DWI Cases: Manner of Disposition

Table DC-9: Domestic Violence Cases Filed and Terminated

Chart DC-9.1: District 1 – Domestic Violence Cases Filed and Terminated  
Chart DC-9.2: District 2 – Domestic Violence Cases Filed and Terminated  
Chart DC-9.3: District 3 – Domestic Violence Cases Filed and Terminated  
Chart DC-9.4: District 4 – Domestic Violence Cases Filed and Terminated

Chart DC-9.5: District 5 – Domestic Violence Cases Filed and Terminated  
Chart DC-9.6: District 6 – Domestic Violence Cases Filed and Terminated  
Chart DC-9.7: District 7 – Domestic Violence Cases Filed and Terminated  
Chart DC-9.8: District 8 – Domestic Violence Cases Filed and Terminated  
Chart DC-9.9: District 9 – Domestic Violence Cases Filed and Terminated  
Chart DC-9.10: District 10 – Domestic Violence Cases Filed and Terminated  
Chart DC-9.11: District 11 – Domestic Violence Cases Filed and Terminated  
Chart DC-9.12: District 12 – Domestic Violence Cases Filed and Terminated  
Chart DC-9.13: State Total – Domestic Violence Cases Filed and Terminated

**Table DC-10: Peace Order Cases Filed and Terminated**

Chart DC-10.1: District 1 – Peace Order Cases Filed and Terminated  
Chart DC-10.2: District 2 – Peace Order Cases Filed and Terminated  
Chart DC-10.3: District 3 – Peace Order Cases Filed and Terminated  
Chart DC-10.4: District 4 – Peace Order Cases Filed and Terminated  
Chart DC-10.5: District 5 – Peace Order Cases Filed and Terminated  
Chart DC-10.6: District 6 – Peace Order Cases Filed and Terminated  
Chart DC-10.7: District 7 – Peace Order Cases Filed and Terminated  
Chart DC-10.8: District 8 – Peace Order Cases Filed and Terminated  
Chart DC-10.9: District 9 – Peace Order Cases Filed and Terminated  
Chart DC-10.10: District 10 – Peace Order Cases Filed and Terminated  
Chart DC-10.11: District 11 – Peace Order Cases Filed and Terminated  
Chart DC-10.12: District 12 – Peace Order Cases Filed and Terminated  
Chart DC-10.13: State Total – Peace Order Cases Filed and Terminated

**Table DC-11: Domestic Violence and Peace Order Dispositions**

Chart DC-11.1.1: District 1 – Domestic Violence Dispositions  
Chart DC-11.1.2: District 2 – Domestic Violence Dispositions  
Chart DC-11.1.3: District 3 – Domestic Violence Dispositions  
Chart DC-11.1.4: District 4 – Domestic Violence Dispositions  
Chart DC-11.1.5: District 5 – Domestic Violence Dispositions  
Chart DC-11.1.6: District 6 – Domestic Violence Dispositions  
Chart DC-11.1.7: District 7 – Domestic Violence Dispositions  
Chart DC-11.1.8: District 8 – Domestic Violence Dispositions  
Chart DC-11.1.9: District 9 – Domestic Violence Dispositions  
Chart DC-11.1.10: District 10 – Domestic Violence Dispositions  
Chart DC-11.1.11: District 11 – Domestic Violence Dispositions  
Chart DC-11.1.12: District 12 – Domestic Violence Dispositions  
Chart DC-11.1.13: State Total – Domestic Violence Dispositions  
Chart DC-11.2.1: District 1 – Peace Order Dispositions  
Chart DC-11.2.2: District 2 – Peace Order Dispositions  
Chart DC-11.2.3: District 3 – Peace Order Dispositions  
Chart DC-11.2.4: District 4 – Peace Order Dispositions  
Chart DC-11.2.5: District 5 – Peace Order Dispositions  
Chart DC-11.2.6: District 6 – Peace Order Dispositions  
Chart DC-11.2.7: District 7 – Peace Order Dispositions  
Chart DC-11.2.8: District 8 – Peace Order Dispositions  
Chart DC-11.2.9: District 9 – Peace Order Dispositions  
Chart DC-11.2.10: District 10 – Peace Order Dispositions  
Chart DC-11.2.11: District 11 – Peace Order Dispositions  
Chart DC-11.2.12: District 12 – Peace Order Dispositions  
Chart DC-11.2.13: State Total – Peace Order Dispositions

Photos courtesy of the Maryland Department of Natural Resources – [www.dnr.maryland.gov](http://www.dnr.maryland.gov)

## INTRODUCTION

---

ROBERT M. BELL  
CHIEF JUDGE  
COURT OF APPEALS OF MARYLAND  
634 COURTHOUSE EAST  
111 N. CALVERT STREET  
BALTIMORE, MARYLAND 21202  
(410) 333-6396



**December 2005**

I am pleased to present the *Annual Report of the Maryland Judiciary – Statistical Abstract*. You will note a number of changes to this year's Report. For the first time, it is being distributed only in web-based format. This format has the advantage of permitting the user to view all of the various charts and graphs that offer a graphical presentation of the work of Maryland's four court levels and to print only the pages needed or, if he or she desires, all of them. You will notice, in addition, that this year's Report, as it proclaims, consists solely of statistics. Information pertaining to the court-related agencies or the Administrative Office of the Courts is still accessible, but it now must be viewed on the Judiciary's website.

I commend the men and women who comprise the workforce of the Maryland Judiciary for their continued diligence in ensuring quality and prompt service to the citizens of Maryland. The information presented in this Report speaks to their hard work.

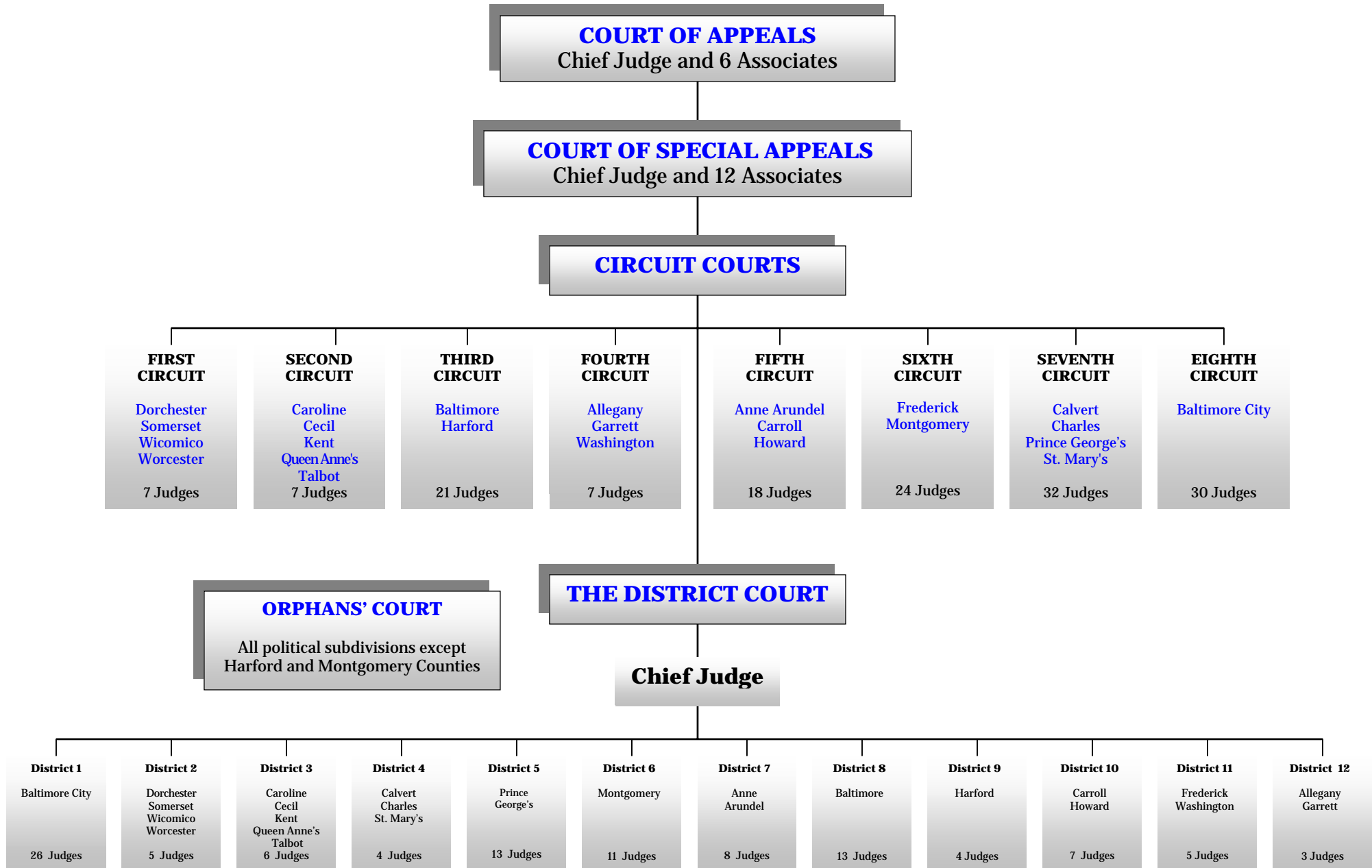
A handwritten signature in black ink that reads "Robert M. Bell".

Robert M. Bell  
Chief Judge

# THE MARYLAND JUDICIAL SYSTEM\*

## Fiscal Year 2005

\*Click on any county or court name in blue to visit it's website



**MARYLAND JUDICIARY AT A GLANCE**  
**Fiscal Year July 1, 2004 – June 30, 2005**

**Judicial Branch Personnel in Profile**

**Judges**

Court of Appeals	7.0
Court of Special Appeals	13.0
Circuit Courts	146.0
District Court	106.0
Orphans' Court	66.0
<b>Total Judges</b>	<b>338.0</b>

Circuit Court Masters	50.0
Circuit Court Law Clerks	153.0
<b>Total Circuit Court Masters &amp; Law Clerks</b>	<b>203.0</b>

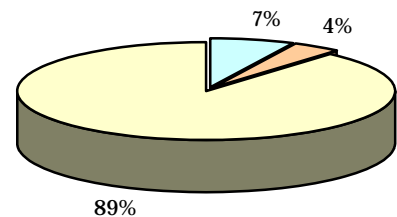
**Judicial Support Personnel\***

Court of Appeals	65.0
Court of Special Appeals	66.5
Circuit Court Clerks' Offices	1,270.5
District Court	1,465.0
Administrative Office of the Courts	381.0
Court-Related Agencies	34.8
Circuit Courts - Local Funding	870.0
<b>Total Judicial Support Personnel</b>	<b>4,152.8</b>

**Total Judicial Branch Personnel 4,693.8**

\*Includes contractual positions

**Maryland Judicial Branch Personnel FY 2005**



- Total Judges
- Total Circuit Court Masters & Law Clerks
- Total Judicial Support Personnel

**Judicial Revenues**

<b>Program</b>	<b>FY 2003</b>	<b>FY 2004</b>	<b>FY 2005</b>
Court of Appeals	\$108,018	\$99,205	<b>\$101,893</b>
Court of Special Appeals	\$85,757	\$87,281	<b>\$96,292</b>
Circuit Courts	\$428,425,606	\$570,381,173	<b>\$745,402,304</b>
District Court	\$81,010,507	\$95,070,029	<b>\$101,331,552</b>
State Board of Law Examiners	\$751,032	\$950,329	<b>\$838,383</b>
Maryland Law Library	\$14,161	\$10,969	<b>\$5,132</b>
<b>Totals</b>	<b>\$510,395,081</b>	<b>\$666,598,986</b>	<b>\$847,775,556</b>

Of the above FY 2005 amount, \$33,486,389 was remitted to the Land Records Improvement Fund, \$960,272 to the State's Victims of Crime Fund, \$3,386,576 to the Criminal Injury Compensation Fund, \$127,203 to the Victim and Witness Protection and Relocation Fund, \$8,843,796 to Maryland Legal Services and \$7,220 to the Maryland Substance Abuse Fund. Local revenue collections totaled \$368,631,187.

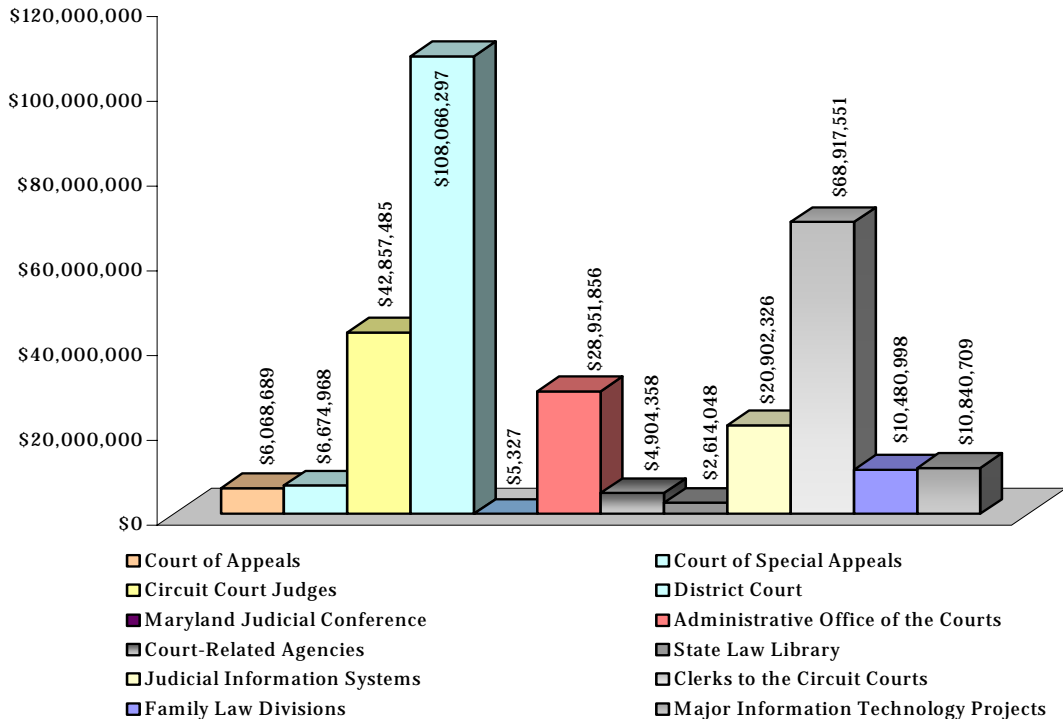
## MARYLAND JUDICIARY AT A GLANCE, continued

### Judicial Expenditures

<b>Program</b>	<b>FY 2003</b>	<b>FY 2004</b>	<b>FY 2005</b>
Court of Appeals	\$6,119,213	\$6,256,634	\$6,068,689
Court of Special Appeals	\$6,657,796	\$6,559,607	\$6,674,968
Circuit Court Judges	\$40,714,213	\$43,824,243	\$42,857,485
District Court	\$102,724,908	\$104,876,965	\$108,066,297
Maryland Judicial Conference	\$3,953	\$0	\$5,327
Administrative Office of the Courts	\$19,215,297	\$22,970,265	\$28,951,856
Court-Related Agencies	\$4,291,021	\$4,906,101	\$4,904,358
State Law Library	\$1,646,499	\$2,190,375	\$2,614,048
Judicial Information Systems	\$16,209,765	\$20,732,345	\$20,902,326
Clerks to the Circuit Courts	\$64,218,086	\$63,727,796	\$68,917,551
Family Law Divisions	\$11,796,881	\$11,531,242	\$10,480,998
Major Information Technology Projects	\$6,212,592	\$16,781,024	\$10,840,709
<b>Totals</b>	<b>\$279,810,224</b>	<b>\$304,356,597</b>	<b>\$311,284,612</b>

### Maryland Judicial Expenditures By Program

Fiscal Year 2005



## MARYLAND JUDICIARY AT A GLANCE, continued

### Total Filings and Terminations in the Maryland State Courts in Fiscal Year 2005

<b>Name of Court</b>	<b>Total Filings</b>	<b>Total Terminations</b>
Court of Appeals*	741	765
Court of Special Appeals**	2,041	1,796
Circuit Courts***	278,083	279,263
District Courts****	2,490,277	2,406,654
<b>Totals</b>	<b>2,771,142</b>	<b>2,688,478</b>

\*Both totals include Appeals and Certiorari filed; all data from Table CA-1.

\*\*Both totals include Appeals filed; all data from Table CSA-1.1.

\*\*\*Both totals include Civil-General, Civil-Family, Juvenile and Criminal cases; all data from Tables CC-1 & 2.

\*\*\*\*Both totals include Motor Vehicle, Criminal and Civil cases; all data from Table DC-1.




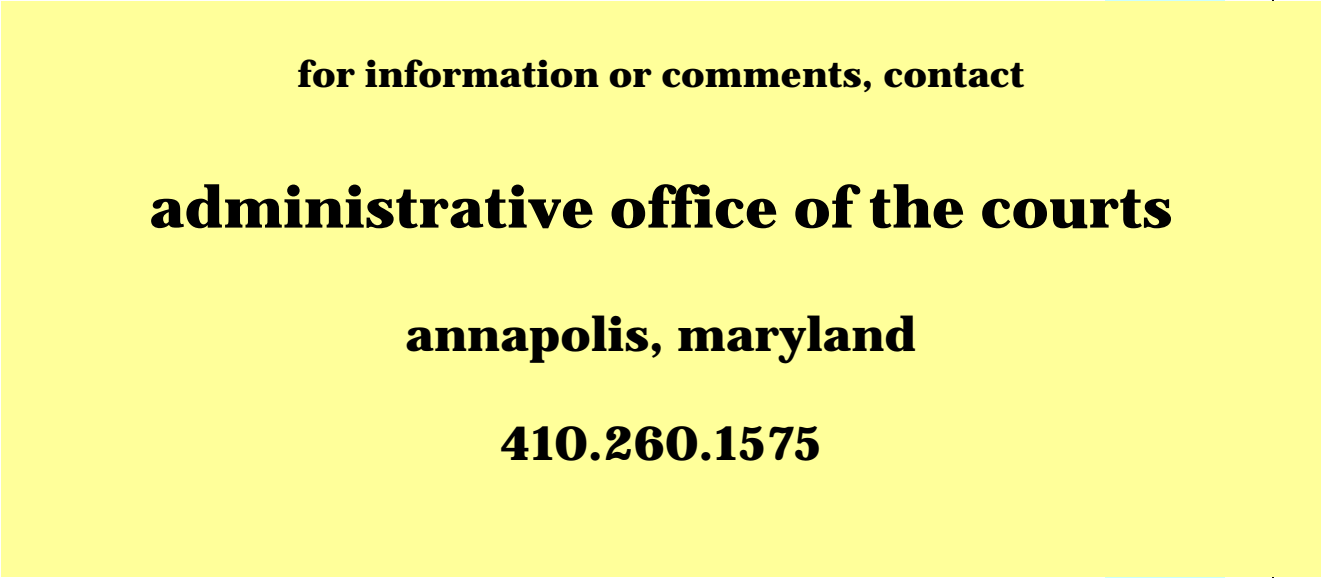
---

**for information or comments, contact**

**administrative office of the courts**

**annapolis, maryland**

**410.260.1575**



---