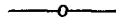


Employment:

State Use.....	359
Work of Institution.....	186
Attending School.....	127
Idle .....	419
Death Cells.....	1
Incapacitated .....	18
<b>Total .....</b>	<b>1,110</b>



**MARYLAND HOUSE OF CORRECTION**

Jessups, Md.

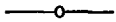
Dr. J. LeRoy Wright, Warden

Population, December 31st, 1940:

White Men.....	569
Colored Men.....	815
<b>Total .....</b>	<b>1,384</b>

Employment:

State Road.....	96
School .....	240
Farm .....	64
Working in Institution.....	475
Idle .....	409
Incapacitated .....	100
<b>Total .....</b>	<b>1,384</b>



**MARYLAND STATE PENAL FARM**

Breathedsville, Maryland

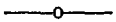
Elmer St. C. Maxwell, Superintendent

Population, December 31st, 1940:

White Men.....	140
Colored Men.....	194
<b>Total .....</b>	<b>334</b>

Employment:

Maintenance .....	52
Farm .....	60
Construction .....	222
<b>Total .....</b>	<b>334</b>



**WOMEN'S PRISON**

Jessups, Md.

Helen C. deCorse, Superintendent

Population, December 31st, 1940:

White Women.....	23
Colored Women.....	79
<b>Total .....</b>	<b>102</b>