

do not do this today 9/3/98

919 - H

9-10/V

7

ROUTE NUMBER: MD 195

STARTING MILE POINT: 2.83

ENDING MILE POINT: 3.37


.54

	Curve Classes by Degree of Curvature	Number of Curves (Right-Justified)	Length of Curves in Class (Implied Decimal) (xx.xxx miles)
a.	0.0-0.4	_____	_____
b.	0.5-1.4	_____	_____
c.	1.5-2.4	_____	_____
d.	2.5-3.4	_____	_____
e.	3.5-4.4	_____	_____
f.	4.5-5.4	_____	_____
g.	5.5-6.9	_____	_____
h.	7.0-8.4	_____	_____
i.	8.5-10.9	_____	_____
j.	11.0-13.9	_____	_____
k.	14.0-19.4	_____	_____
l.	19.5-27.9	_____	_____
m.	23+	_____	_____

GRADE:

pt (i) _____ pt (ii) _____ pt (iii) _____ pt (iv) _____ pt (v) _____
 pt (vi) _____ pt (vii) _____ pt (viii) _____ pt (ix) _____ pt (x) _____

	Grade Classes by Gradient (Percent)	Number of Grades (Right-Justified)	Length of Grades in Class (Implied Decimal) (xx.xxx miles)
a.	0.0-0.4	_____	_____
b.	0.5-2.4	_____	_____
c.	2.5-4.4	_____	_____
d.	4.5-6.4	_____	_____
e.	6.5-8.4	_____	_____
f.	8.5-	_____	_____



ROUTE NUMBER: MD 185

STARTING MILE POINT: 4.60

ENDING MILE POINT: 5.87


1.27

	Curve Classes by Degree of Curvature	Number of Curves (Right- Justified)	Length of Curves in Class (Implied Decimal) (xx.xxx miles)
a.	0.0-0.4	_____	_____
b.	0.5-1.4	_____	_____
c.	1.5-2.4	_____	_____
d.	2.5-3.4	_____	_____
e.	3.5-4.4	_____	_____
f.	4.5-5.4	_____	_____
g.	5.5-6.9	_____	_____
h.	7.0-8.4	_____	_____
i.	8.5-10.9	_____	_____
j.	11.0-13.9	_____	_____
k.	14.0-19.4	_____	_____
l.	19.5-27.9	_____	_____
m.	23+	_____	_____

GRADE:

pt(i) _____ pt(ii) _____ pt(iii) _____ pt(iv) _____ pt(v) _____
pt(vi) _____ pt(vii) _____ pt(viii) _____ pt(ix) _____ pt(x) _____

	Grade Classes by Gradient (Percent)	Number of Grades (Right- Justified)	Length of Grades in Class (Implied Decimal) (xx.xxx miles)
a.	0.0-0.4	_____	_____
b.	0.5-2.4	_____	_____
c.	2.5-4.4	_____	_____
d.	4.5-6.4	_____	_____
e.	6.5-8.4	_____	_____
f.	8.5-	_____	_____



ROUTE NUMBER: HD 188

STARTING MILE POINT: 2.45

ENDING MILE POINT: 2.56


.11

	Curve Classes by Degree of Curvature	Number of Curves (Right- Justified)	Length of Curves in Class (Implied Decimal) (xx.xxx miles)
a.	0.0-0.4	_____	_____
b.	0.5-1.4	_____	_____
c.	1.5-2.4	_____	_____
d.	2.5-3.4	_____	_____
e.	3.5-4.4	_____	_____
f.	4.5-5.4	_____	_____
g.	5.5-6.9	_____	_____
h.	7.0-8.4	_____	_____
i.	8.5-10.9	_____	_____
j.	11.0-13.9	_____	_____
k.	14.0-19.4	_____	_____
l.	19.5-27.9	_____	_____
m.	23+	_____	_____

GRADE:

pt(i) _____ pt(ii) _____ pt(iii) _____ pt(iv) _____ pt(v) _____
pt(vi) _____ pt(vii) _____ pt(viii) _____ pt(ix) _____ pt(x) _____

	Grade Classes by Gradient (Percent)	Number of Grades (Right- Justified)	Length of Grades in Class (Implied Decimal) (xx.xxx miles)
a.	0.0-0.4	_____	_____
b.	0.5-2.4	_____	_____
c.	2.5-4.4	_____	_____
d.	4.5-6.4	_____	_____
e.	6.5-8.4	_____	_____
f.	8.5-	_____	_____



ROUTE NUMBER: MD 188

STARTING MILE POINT: 2.56


ENDING MILE POINT: 2.66

	Curve Classes by Degree of Curvature	Number of Curves (Right- Justified)	Length of Curves in Class (Implied Decimal) (xx.xxx miles)
a.	0.0-0.4	_____	_____
b.	0.5-1.4	_____	_____
c.	1.5-2.4	_____	_____
d.	2.5-3.4	_____	_____
e.	3.5-4.4	_____	_____
f.	4.5-5.4	_____	_____
g.	5.5-6.9	_____	_____
h.	7.0-8.4	_____	_____
i.	8.5-10.9	_____	_____
j.	11.0-13.9	_____	_____
k.	14.0-19.4	_____	_____
l.	19.5-27.9	_____	_____
m.	23+	_____	_____

GRADE:

pt(i) _____ pt(ii) _____ pt(iii) _____ pt(iv) _____ pt(v) _____
pt(vi) _____ pt(vii) _____ pt(viii) _____ pt(ix) _____ pt(x) _____

	Grade Classes by Gradient (Percent)	Number of Grades (Right- Justified)	Length of Grades in Class (Implied Decimal) (xx.xxx miles)
a.	0.0-0.4	_____	_____
b.	0.5-2.4	_____	_____
c.	2.5-4.4	_____	_____
d.	4.5-6.4	_____	_____
e.	6.5-8.4	_____	_____
f.	8.5-	_____	_____



ROUTE NUMBER: MD 188

STARTING MILE POINT: 2.66

ENDING MILE POINT: 2.79


.13

	Curve Classes by Degree of Curvature	Number of Curves (Right- Justified)	Length of Curves in Class (Implied Decimal) (xx.xxx miles)
a.	0.0-0.4	_____	_____
b.	0.5-1.4	_____	_____
c.	1.5-2.4	_____	_____
d.	2.5-3.4	_____	_____
e.	3.5-4.4	_____	_____
f.	4.5-5.4	_____	_____
g.	5.5-6.9	_____	_____
h.	7.0-8.4	_____	_____
i.	8.5-10.9	_____	_____
j.	11.0-13.9	_____	_____
k.	14.0-19.4	_____	_____
l.	19.5-27.9	_____	_____
m.	23+	_____	_____

GRADE:

pt(i) _____ pt(ii) _____ pt(iii) _____ pt(iv) _____ pt(v) _____
pt(vi) _____ pt(vii) _____ pt(viii) _____ pt(ix) _____ pt(x) _____

	Grade Classes by Gradient (Percent)	Number of Grades (Right- Justified)	Length of Grades in Class (Implied Decimal) (xx.xxx miles)
a.	0.0-0.4	_____	_____
b.	0.5-2.4	_____	_____
c.	2.5-4.4	_____	_____
d.	4.5-6.4	_____	_____
e.	6.5-8.4	_____	_____
f.	8.5-	_____	_____



ROUTE NUMBER: MD 188

STARTING MILE POINT: 2.79

ENDING MILE POINT: 2.82


.03

	Curve Classes by Degree of Curvature	Number of Curves (Right- Justified)	Length of Curves in Class (Implied Decimal) (xx.xxx miles)
a.	0.0-0.4	_____	_____
b.	0.5-1.4	_____	_____
c.	1.5-2.4	_____	_____
d.	2.5-3.4	_____	_____
e.	3.5-4.4	_____	_____
f.	4.5-5.4	_____	_____
g.	5.5-6.9	_____	_____
h.	7.0-8.4	_____	_____
i.	8.5-10.9	_____	_____
j.	11.0-13.9	_____	_____
k.	14.0-19.4	_____	_____
l.	19.5-27.9	_____	_____
m.	23+	_____	_____

GRADE:

pt(i) _____ pt(ii) _____ pt(iii) _____ pt(iv) _____ pt(v) _____
pt(vi) _____ pt(vii) _____ pt(viii) _____ pt(ix) _____ pt(x) _____

	Grade Classes by Gradient (Percent)	Number of Grades (Right- Justified)	Length of Grades in Class (Implied Decimal) (xx.xxx miles)
a.	0.0-0.4	_____	_____
b.	0.5-2.4	_____	_____
c.	2.5-4.4	_____	_____
d.	4.5-6.4	_____	_____
e.	6.5-8.4	_____	_____
f.	8.5-	_____	_____



ROUTE NUMBER: MD 188

STARTING MILE POINT: 2.82

ENDING MILE POINT: 3.14


.32

	Curve Classes by Degree of Curvature	Number of Curves (Right- Justified)	Length of Curves in Class (Implied Decimal) (xx.xxx miles)
a.	0.0-0.4	_____	_____
b.	0.5-1.4	_____	_____
c.	1.5-2.4	_____	_____
d.	2.5-3.4	_____	_____
e.	3.5-4.4	_____	_____
f.	4.5-5.4	_____	_____
g.	5.5-6.9	_____	_____
h.	7.0-8.4	_____	_____
i.	8.5-10.9	_____	_____
j.	11.0-13.9	_____	_____
k.	14.0-19.4	_____	_____
l.	19.5-27.9	_____	_____
m.	23+	_____	_____

GRADE:

pt(i) _____ pt(ii) _____ pt(iii) _____ pt(iv) _____ pt(v) _____
pt(vi) _____ pt(vii) _____ pt(viii) _____ pt(ix) _____ pt(x) _____

	Grade Classes by Gradient (Percent)	Number of Grades (Right- Justified)	Length of Grades in Class (Implied Decimal) (xx.xxx miles)
a.	0.0-0.4	_____	_____
b.	0.5-2.4	_____	_____
c.	2.5-4.4	_____	_____
d.	4.5-6.4	_____	_____
e.	6.5-8.4	_____	_____
f.	8.5-	_____	_____



ROUTE NUMBER: MD 355

STARTING MILE POINT: 5.33

ENDING MILE POINT: 5.75


.42

	Curve Classes by Degree of Curvature	Number of Curves (Right- Justified)	Length of Curves in Class (Implied Decimal) (xx.xxx miles)
a.	0.0-0.4	_____	_____
b.	0.5-1.4	_____	_____
c.	1.5-2.4	_____	_____
d.	2.5-3.4	_____	_____
e.	3.5-4.4	_____	_____
f.	4.5-5.4	_____	_____
g.	5.5-6.9	_____	_____
h.	7.0-8.4	_____	_____
i.	8.5-10.9	_____	_____
j.	11.0-13.9	_____	_____
k.	14.0-19.4	_____	_____
l.	19.5-27.9	_____	_____
m.	23+	_____	_____

GRADE:

pt(i) _____ pt(ii) _____ pt(iii) _____ pt(iv) _____ pt(v) _____
pt(vi) _____ pt(vii) _____ pt(viii) _____ pt(ix) _____ pt(x) _____

	Grade Classes by Gradient (Percent)	Number of Grades (Right- Justified)	Length of Grades in Class (Implied Decimal) (xx.xxx miles)
a.	0.0-0.4	_____	_____
b.	0.5-2.4	_____	_____
c.	2.5-4.4	_____	_____
d.	4.5-6.4	_____	_____
e.	6.5-8.4	_____	_____
f.	8.5-	_____	_____



ROUTE NUMBER: MD 355

STARTING MILE POINT: 5.75

ENDING MILE POINT: 6.06


.31

	Curve Classes by Degree of Curvature	Number of Curves (Right- Justified)	Length of Curves in Class (Implied Decimal) (xx.xxx miles)
a.	0.0-0.4	_____	_____
b.	0.5-1.4	_____	_____
c.	1.5-2.4	_____	_____
d.	2.5-3.4	_____	_____
e.	3.5-4.4	_____	_____
f.	4.5-5.4	_____	_____
g.	5.5-6.9	_____	_____
h.	7.0-8.4	_____	_____
i.	8.5-10.9	_____	_____
j.	11.0-13.9	_____	_____
k.	14.0-19.4	_____	_____
l.	19.5-27.9	_____	_____
m.	23+	_____	_____

GRADE:

pt(i) _____ pt(ii) _____ pt(iii) _____ pt(iv) _____ pt(v) _____
pt(vi) _____ pt(vii) _____ pt(viii) _____ pt(ix) _____ pt(x) _____

	Grade Classes by Gradient (Percent)	Number of Grades (Right- Justified)	Length of Grades in Class (Implied Decimal) (xx.xxx miles)
a.	0.0-0.4	_____	_____
b.	0.5-2.4	_____	_____
c.	2.5-4.4	_____	_____
d.	4.5-6.4	_____	_____
e.	6.5-8.4	_____	_____
f.	8.5-	_____	_____



ROUTE NUMBER: MD 355

STARTING MILE POINT: 6.06

ENDING MILE POINT: 6.33


.27

	Curve Classes by Degree of Curvature	Number of Curves (Right- Justified)	Length of Curves in Class (Implied Decimal) (xx.xxx miles)
a.	0.0-0.4	_____	_____
b.	0.5-1.4	_____	_____
c.	1.5-2.4	_____	_____
d.	2.5-3.4	_____	_____
e.	3.5-4.4	_____	_____
f.	4.5-5.4	_____	_____
g.	5.5-6.9	_____	_____
h.	7.0-8.4	_____	_____
i.	8.5-10.9	_____	_____
j.	11.0-13.9	_____	_____
k.	14.0-19.4	_____	_____
l.	19.5-27.9	_____	_____
m.	23+	_____	_____

GRADE:

pt(i) _____ pt(ii) _____ pt(iii) _____ pt(iv) _____ pt(v) _____
pt(vi) _____ pt(vii) _____ pt(viii) _____ pt(ix) _____ pt(x) _____

	Grade Classes by Gradient (Percent)	Number of Grades (Right- Justified)	Length of Grades in Class (Implied Decimal) (xx.xxx miles)
a.	0.0-0.4	_____	_____
b.	0.5-2.4	_____	_____
c.	2.5-4.4	_____	_____
d.	4.5-6.4	_____	_____
e.	6.5-8.4	_____	_____
f.	8.5-	_____	_____



ROUTE NUMBER: MD 355

STARTING MILE POINT: 6.33

ENDING MILE POINT: 6.42


.09

	Curve Classes by Degree of Curvature	Number of Curves (Right- Justified)	Length of Curves in Class (Implied Decimal) (xx.xxx miles)
a.	0.0-0.4	_____	_____
b.	0.5-1.4	_____	_____
c.	1.5-2.4	_____	_____
d.	2.5-3.4	_____	_____
e.	3.5-4.4	_____	_____
f.	4.5-5.4	_____	_____
g.	5.5-6.9	_____	_____
h.	7.0-8.4	_____	_____
i.	8.5-10.9	_____	_____
j.	11.0-13.9	_____	_____
k.	14.0-19.4	_____	_____
l.	19.5-27.9	_____	_____
m.	23+	_____	_____

GRADE:

pt(i) _____ pt(ii) _____ pt(iii) _____ pt(iv) _____ pt(v) _____
pt(vi) _____ pt(vii) _____ pt(viii) _____ pt(ix) _____ pt(x) _____

	Grade Classes by Gradient (Percent)	Number of Grades (Right- Justified)	Length of Grades in Class (Implied Decimal) (xx.xxx miles)
a.	0.0-0.4	_____	_____
b.	0.5-2.4	_____	_____
c.	2.5-4.4	_____	_____
d.	4.5-6.4	_____	_____
e.	6.5-8.4	_____	_____
f.	8.5-	_____	_____



ROUTE NUMBER: MD 355

STARTING MILE POINT: 6.42

ENDING MILE POINT: 6.67


.25

	Curve Classes by Degree of Curvature	Number of Curves (Right- Justified)	Length of Curves in Class (Implied Decimal) (xx.xxx miles)
a.	0.0-0.4	_____	_____
b.	0.5-1.4	_____	_____
c.	1.5-2.4	_____	_____
d.	2.5-3.4	_____	_____
e.	3.5-4.4	_____	_____
f.	4.5-5.4	_____	_____
g.	5.5-6.9	_____	_____
h.	7.0-8.4	_____	_____
i.	8.5-10.9	_____	_____
j.	11.0-13.9	_____	_____
k.	14.0-19.4	_____	_____
l.	19.5-27.9	_____	_____
m.	23+	_____	_____

GRADE:

pt(i) _____ pt(ii) _____ pt(iii) _____ pt(iv) _____ pt(v) _____
pt(vi) _____ pt(vii) _____ pt(viii) _____ pt(ix) _____ pt(x) _____

	Grade Classes by Gradient (Percent)	Number of Grades (Right- Justified)	Length of Grades in Class (Implied Decimal) (xx.xxx miles)
a.	0.0-0.4	_____	_____
b.	0.5-2.4	_____	_____
c.	2.5-4.4	_____	_____
d.	4.5-6.4	_____	_____
e.	6.5-8.4	_____	_____
f.	8.5-	_____	_____



ROUTE NUMBER: MD 355

STARTING MILE POINT: 10.62

ENDING MILE POINT: 11.89


1.27

	Curve Classes by Degree of Curvature	Number of Curves (Right- Justified)	Length of Curves in Class (Implied Decimal) (xx.xxx miles)
a.	0.0-0.4	_____	_____
b.	0.5-1.4	_____	_____
c.	1.5-2.4	_____	_____
d.	2.5-3.4	_____	_____
e.	3.5-4.4	_____	_____
f.	4.5-5.4	_____	_____
g.	5.5-6.9	_____	_____
h.	7.0-8.4	_____	_____
i.	8.5-10.9	_____	_____
j.	11.0-13.9	_____	_____
k.	14.0-19.4	_____	_____
l.	19.5-27.9	_____	_____
m.	23+	_____	_____

GRADE:

pt(i) _____ pt(ii) _____ pt(iii) _____ pt(iv) _____ pt(v) _____
pt(vi) _____ pt(vii) _____ pt(viii) _____ pt(ix) _____ pt(x) _____

	Grade Classes by Gradient (Percent)	Number of Grades (Right- Justified)	Length of Grades in Class (Implied Decimal) (xx.xxx miles)
a.	0.0-0.4	_____	_____
b.	0.5-2.4	_____	_____
c.	2.5-4.4	_____	_____
d.	4.5-6.4	_____	_____
e.	6.5-8.4	_____	_____
f.	8.5-	_____	_____



J-4/23
11:35 AM

2

ROUTE NUMBER: MD 376

V-4/12
4 PM

V-2/26
11 AM

H-3/30

1516 DM

STARTING MILE POINT: 1.86

ENDING MILE POINT: 3.62

1.76


Curve Classes by Degree of Curvature	Number of Curves (Right-Justified)	Length of Curves in Class (Implied Decimal) (xx.xxx miles)
a. 0.0-0.4	<u>1</u>	<u>1.18</u>
b. 0.5-1.4	<u>2</u>	<u>0.26</u>
c. 1.5-2.4	<u>1</u>	<u>0.12</u>
d. 2.5-3.4	_____	_____
e. 3.5-4.4	_____	_____
f. 4.5-5.4	_____	_____
g. 5.5-6.9	_____	_____
h. 7.0-8.4	_____	_____
i. 8.5-10.9	_____	_____
j. 11.0-13.9	_____	_____
k. 14.0-19.4	_____	_____
l. 19.5-27.9	_____	_____
m. 23+	_____	_____

GRADE:

pt(i) (0.0) pt(ii) (29.6, -0.2) pt(iii) (36, -0.2) pt(iv) (48.6, -0.5) pt(v) (64.3, -0.2)
 pt(vi) (87.2, -0.5) pt(vii) (92.8, -0.3) pt(viii) _____ pt(ix) _____ pt(x) _____

Grade Classes by Gradient (Percent)	Number of Grades (Right-Justified)	Length of Grades in Class (Implied Decimal) (xx.xxx miles)
a. 0.0-0.4	<u>5</u>	<u>3.81</u>
b. 0.5-2.4	<u>1</u>	<u>0.11</u>
c. 2.5-4.4	_____	_____
d. 4.5-6.4	_____	_____
e. 6.5-8.4	_____	_____
f. 8.5-	_____	_____

1.65
0.11



ROUTE NUMBER: MD 376

STARTING MILE POINT: 3.85

ENDING MILE POINT: 4.56


.71

	Curve Classes by Degree of Curvature	Number of Curves (Right- Justified)	Length of Curves in Class (Implied Decimal) (xx.xxx miles)
a.	0.0-0.4 →	<u>2</u>	<u>0.51</u>
b.	0.5-1.4 →	<u>1</u>	<u>0.20</u>
c.	1.5-2.4	_____	_____
d.	2.5-3.4	_____	_____
e.	3.5-4.4	_____	_____
f.	4.5-5.4	_____	_____
g.	5.5-6.9	_____	_____
h.	7.0-8.4	_____	_____
i.	8.5-10.9	_____	_____
j.	11.0-13.9	_____	_____
k.	14.0-19.4	_____	_____
l.	19.5-27.9	_____	_____
m.	23+	_____	_____

GRADE:

pt(i) (0,0) pt(ii) (4.3,-0.2) pt(iii) (15.3,-0.3) pt(iv) (15.9,-0.2) pt(v) (29.5, .2)
 pt(vi) (34.9,-1) pt(vii) _____ pt(viii) _____ pt(ix) _____ pt(x) _____

	Grade Classes by Gradient (Percent)	Number of Grades (Right- Justified)	Length of Grades in Class (Implied Decimal) (xx.xxx miles)
a.	0.0-0.4	<u>1</u>	<u>.23</u>
b.	0.5-2.4	<u>2</u>	<u>.35</u>
c.	2.5-4.4	<u>2</u>	<u>.13</u>
d.	4.5-6.4	_____	_____
e.	6.5-8.4	_____	_____
f.	8.5-	_____	_____



ROUTE NUMBER: MD 528

STARTING MILE POINT: 0.00

ENDING MILE POINT: 0.06


.06

	Curve Classes by Degree of Curvature	Number of Curves (Right- Justified)	Length of Curves in Class (Implied Decimal) (xx.xxx miles)
a.	0.0-0.4	<u>1</u>	<u>0.06</u>
b.	0.5-1.4	_____	_____
c.	1.5-2.4	_____	_____
d.	2.5-3.4	_____	_____
e.	3.5-4.4	_____	_____
f.	4.5-5.4	_____	_____
g.	5.5-6.9	_____	_____
h.	7.0-8.4	_____	_____
i.	8.5-10.9	_____	_____
j.	11.0-13.9	_____	_____
k.	14.0-19.4	_____	_____
l.	19.5-27.9	_____	_____
m.	23+	_____	_____

GRADE:

pt(i) (0.0) pt(ii) (3.2, 4) pt(iii) _____ pt(iv) _____ pt(v) _____
pt(vi) _____ pt(vii) _____ pt(viii) _____ pt(ix) _____ pt(x) _____

	Grade Classes by Gradient (Percent)	Number of Grades (Right- Justified)	Length of Grades in Class (Implied Decimal) (xx.xxx miles)
a.	0.0-0.4	_____	_____
b.	0.5-2.4	_____	_____
c.	2.5-4.4	<u>1</u>	<u>0.06</u>
d.	4.5-6.4	_____	_____
e.	6.5-8.4	_____	_____
f.	8.5-	_____	_____



ROUTE NUMBER: MD 528

STARTING MILE POINT: 0.06

ENDING MILE POINT: 2.97


2.91

	Curve Classes by Degree of Curvature	Number of Curves (Right- Justified)	Length of Curves in Class (Implied Decimal) (xx.xxx miles)
a.	0.0-0.4	_____	_____
b.	0.5-1.4	_____	_____
c.	1.5-2.4	_____	_____
d.	2.5-3.4	_____	_____
e.	3.5-4.4	_____	_____
f.	4.5-5.4	_____	_____
g.	5.5-6.9	_____	_____
h.	7.0-8.4	_____	_____
i.	8.5-10.9	_____	_____
j.	11.0-13.9	_____	_____
k.	14.0-19.4	_____	_____
l.	19.5-27.9	_____	_____
m.	23+	_____	_____

GRADE:

pt(i) (0.0) pt(ii) (4.04) pt(iii) (11.08) pt(iv) (30.05) pt(v) (62.0)
 pt(vi) (70.06) pt(vii) (93.04) pt(viii) (116.5, -1.3) pt(ix) (147.74) pt(x) (153.7, -1.6)

	Grade Classes by Gradient (Percent)	Number of Grades (Right- Justified)	Length of Grades in Class (Implied Decimal) (xx.xxx miles)
a.	0.0-0.4	<u>3</u>	<u>1.62</u>
b.	0.5-2.4	<u>6</u>	<u>1.29</u>
c.	2.5-4.4	_____	_____
d.	4.5-6.4	_____	_____
e.	6.5-8.4	_____	_____
f.	8.5-	_____	_____



ROUTE NUMBER: MD 528

STARTING MILE POINT: 2.97

ENDING MILE POINT: 4.59


1.62

Curve Classes by Degree of Curvature	Number of Curves (Right-Justified)	Length of Curves in Class (Implied Decimal) (xx.xxx miles)
a. 0.0-0.4	<u>1</u>	<u>1.42</u>
b. 0.5-1.4	<u>1</u>	<u>0.20</u>
c. 1.5-2.4	_____	_____
d. 2.5-3.4	_____	_____
e. 3.5-4.4	_____	_____
f. 4.5-5.4	_____	_____
g. 5.5-6.9	_____	_____
h. 7.0-8.4	_____	_____
i. 8.5-10.9	_____	_____
j. 11.0-13.9	_____	_____
k. 14.0-19.4	_____	_____
l. 19.5-27.9	_____	_____
m. 23+	_____	_____

GRADE:

pt(i) (0,0) pt(ii) (26,-1) pt(iii) (41.5,-0.3) pt(iv) (45.6,-3.9) pt(v) _____
pt(vi) _____ pt(vii) _____ pt(viii) _____ pt(ix) _____ pt(x) _____

Grade Classes by Gradient (Percent)	Number of Grades (Right-Justified)	Length of Grades in Class (Implied Decimal) (xx.xxx miles)
a. 0.0-0.4	_____	_____
b. 0.5-2.4	<u>3</u>	<u>1.63</u>
c. 2.5-4.4	_____	_____
d. 4.5-6.4	_____	_____
e. 6.5-8.4	_____	_____
f. 8.5-	_____	_____



ROUTE NUMBER: MD 528

STARTING MILE POINT: 4.59

ENDING MILE POINT: 4.65


.06

	Curve Classes by Degree of Curvature	Number of Curves (Right- Justified)	Length of Curves in Class (Implied Decimal) (xx.xxx miles)
a.	0.0-0.4	<u>1</u>	<u>0.06</u>
b.	0.5-1.4	_____	_____
c.	1.5-2.4	_____	_____
d.	2.5-3.4	_____	_____
e.	3.5-4.4	_____	_____
f.	4.5-5.4	_____	_____
g.	5.5-6.9	_____	_____
h.	7.0-8.4	_____	_____
i.	8.5-10.9	_____	_____
j.	11.0-13.9	_____	_____
k.	14.0-19.4	_____	_____
l.	19.5-27.9	_____	_____
m.	23+	_____	_____

GRADE:

pt(i) 0.0 pt(ii) (3.0, -0.2) pt(iii) _____ pt(iv) _____ pt(v) _____
pt(vi) _____ pt(vii) _____ pt(viii) _____ pt(ix) _____ pt(x) _____

	Grade Classes by Gradient (Percent)	Number of Grades (Right- Justified)	Length of Grades in Class (Implied Decimal) (xx.xxx miles)
a.	0.0-0.4	_____	_____
b.	0.5-2.4	<u>1</u>	<u>.06</u>
c.	2.5-4.4	_____	_____
d.	4.5-6.4	_____	_____
e.	6.5-8.4	_____	_____
f.	8.5-	_____	_____



ROUTE NUMBER: MD 528

STARTING MILE POINT: 4.71

ENDING MILE POINT: 4.82


.11

	Curve Classes by Degree of Curvature	Number of Curves (Right- Justified)	Length of Curves in Class (Implied Decimal) (xx.xxx miles)
a.	0.0-0.4	<u>1</u>	<u>0.11</u>
b.	0.5-1.4	_____	_____
c.	1.5-2.4	_____	_____
d.	2.5-3.4	_____	_____
e.	3.5-4.4	_____	_____
f.	4.5-5.4	_____	_____
g.	5.5-6.9	_____	_____
h.	7.0-8.4	_____	_____
i.	8.5-10.9	_____	_____
j.	11.0-13.9	_____	_____
k.	14.0-19.4	_____	_____
l.	19.5-27.9	_____	_____
m.	23+	_____	_____

GRADE:

pt(i) (0.0) pt(ii) (5.8, -0.6) pt(iii) _____ pt(iv) _____ pt(v) _____
pt(vi) _____ pt(vii) _____ pt(viii) _____ pt(ix) _____ pt(x) _____

	Grade Classes by Gradient (Percent)	Number of Grades (Right- Justified)	Length of Grades in Class (Implied Decimal) (xx.xxx miles)
a.	0.0-0.4	_____	_____
b.	0.5-2.4	<u>1</u>	<u>0.11</u>
c.	2.5-4.4	_____	_____
d.	4.5-6.4	_____	_____
e.	6.5-8.4	_____	_____
f.	8.5-	_____	_____



ROUTE NUMBER: MD 528

STARTING MILE POINT: 4.82

ENDING MILE POINT: 4.88


.06

	Curve Classes by Degree of Curvature	Number of Curves (Right- Justified)	Length of Curves in Class (Implied Decimal) (xx.xxx miles)
a.	0.0-0.4	<u>1</u>	<u>0.06</u>
b.	0.5-1.4	_____	_____
c.	1.5-2.4	_____	_____
d.	2.5-3.4	_____	_____
e.	3.5-4.4	_____	_____
f.	4.5-5.4	_____	_____
g.	5.5-6.9	_____	_____
h.	7.0-8.4	_____	_____
i.	8.5-10.9	_____	_____
j.	11.0-13.9	_____	_____
k.	14.0-19.4	_____	_____
l.	19.5-27.9	_____	_____
m.	23+	_____	_____

GRADE:

pt(i) (0.0) pt(ii) (3.2) ^{-0.3} pt(iii) _____ pt(iv) _____ pt(v) _____
pt(vi) _____ pt(vii) _____ pt(viii) _____ pt(ix) _____ pt(x) _____

	Grade Classes by Gradient (Percent)	Number of Grades (Right- Justified)	Length of Grades in Class (Implied Decimal) (xx.xxx miles)
a.	0.0-0.4	_____	_____
b.	0.5-2.4	<u>1</u>	<u>.06</u>
c.	2.5-4.4	_____	_____
d.	4.5-6.4	_____	_____
e.	6.5-8.4	_____	_____
f.	8.5-	_____	_____



ROUTE NUMBER: MD 528

STARTING MILE POINT: 4.88


ENDING MILE POINT: 6.39
1.51

	Curve Classes by Degree of Curvature	Number of Curves (Right- Justified)	Length of Curves in Class (Implied Decimal) (xx.xxx miles)
a.	0.0-0.4 →	<u>1</u>	<u>1.51</u>
b.	0.5-1.4	_____	_____
c.	1.5-2.4	_____	_____
d.	2.5-3.4	_____	_____
e.	3.5-4.4	_____	_____
f.	4.5-5.4	_____	_____
g.	5.5-6.9	_____	_____
h.	7.0-8.4	_____	_____
i.	8.5-10.9	_____	_____
j.	11.0-13.9	_____	_____
k.	14.0-19.4	_____	_____
l.	19.5-27.9	_____	_____
m.	23+	_____	_____

GRADE:

pt(i) (0,0) pt(ii) (10,-0.8) pt(iii) (31,-1.1) pt(iv) (47.5,-3.8) pt(v) (56,-4.1)
 pt(vi) (74.5,-4.4) pt(vii) (79.8,-4.5) pt(viii) _____ pt(ix) _____ pt(x) _____

	Grade Classes by Gradient (Percent)	Number of Grades (Right- Justified)	Length of Grades in Class (Implied Decimal) (xx.xxx miles)
a.	0.0-0.4	<u>2</u>	<u>0.45</u>
b.	0.5-2.4	<u>4</u>	<u>1.06</u>
c.	2.5-4.4	_____	_____
d.	4.5-6.4	_____	_____
e.	6.5-8.4	_____	_____
f.	8.5-	_____	_____



ROUTE NUMBER: MD 528

STARTING MILE POINT: 6.39


ENDING MILE POINT: 6.86

.47

	Curve Classes by Degree of Curvature	Number of Curves (Right- Justified)	Length of Curves in Class (Implied Decimal) (xx.xxx miles)
a.	0.0-0.4 \longrightarrow	<u>1</u>	<u>0.47</u>
b.	0.5-1.4	_____	_____
c.	1.5-2.4	_____	_____
d.	2.5-3.4	_____	_____
e.	3.5-4.4	_____	_____
f.	4.5-5.4	_____	_____
g.	5.5-6.9	_____	_____
h.	7.0-8.4	_____	_____
i.	8.5-10.9	_____	_____
j.	11.0-13.9	_____	_____
k.	14.0-19.4	_____	_____
l.	19.5-27.9	_____	_____
m.	23+	_____	_____

GRADE: (6, 0) pt(ii) (13, -0.4) pt(iii) (24.8, -0.9) pt(iv) _____ pt(v) _____
 pt(vi) _____ pt(vii) _____ pt(viii) _____ pt(ix) _____ pt(x) _____

	Grade Classes by Gradient (Percent)	Number of Grades (Right- Justified)	Length of Grades in Class (Implied Decimal) (xx.xxx miles)
a.	0.0-0.4	_____	_____
b.	0.5-2.4	<u>2</u>	<u>.47</u>
c.	2.5-4.4	_____	_____
d.	4.5-6.4	_____	_____
e.	6.5-8.4	_____	_____
f.	8.5-	_____	_____



8

ROUTE NUMBER: MD355

STARTING MILE POINT: 11.89

ENDING MILE POINT: 12.73


	Curve Classes by Degree of Curvature	Number of Curves (Right- Justified)	Length of Curves in Class (Implied Decimal) (xx.xxx miles)
a.	0.0-0.4	_____	_____
b.	0.5-1.4	_____	_____
c.	1.5-2.4	_____	_____
d.	2.5-3.4	_____	_____
e.	3.5-4.4	_____	_____
f.	4.5-5.4	_____	_____
g.	5.5-6.9	_____	_____
h.	7.0-8.4	_____	_____
i.	8.5-10.9	_____	_____
j.	11.0-13.9	_____	_____
k.	14.0-19.4	_____	_____
l.	19.5-27.9	_____	_____
m.	23+	_____	_____

.84

GRADE:

pt(i) _____ pt(ii) _____ pt(iii) _____ pt(iv) _____ pt(v) _____
 pt(vi) _____ pt(vii) _____ pt(viii) _____ pt(ix) _____ pt(x) _____

	Grade Classes by Gradient (Percent)	Number of Grades (Right- Justified)	Length of Grades in Class (Implied Decimal) (xx.xxx miles)
a.	0.0-0.4	_____	_____
b.	0.5-2.4	_____	_____
c.	2.5-4.4	_____	_____
d.	4.5-6.4	_____	_____
e.	6.5-8.4	_____	_____
f.	8.5-	_____	_____



ROUTE NUMBER: MD 355

STARTING MILE POINT: 13.31

ENDING MILE POINT: 13.48


.17

	Curve Classes by Degree of Curvature	Number of Curves (Right- Justified)	Length of Curves in Class (Implied Decimal) (xx.xxx miles)
a.	0.0-0.4	_____	_____
b.	0.5-1.4	_____	_____
c.	1.5-2.4	_____	_____
d.	2.5-3.4	_____	_____
e.	3.5-4.4	_____	_____
f.	4.5-5.4	_____	_____
g.	5.5-6.9	_____	_____
h.	7.0-8.4	_____	_____
i.	8.5-10.9	_____	_____
j.	11.0-13.9	_____	_____
k.	14.0-19.4	_____	_____
l.	19.5-27.9	_____	_____
m.	23+	_____	_____

GRADE:

pt(i) _____ pt(ii) _____ pt(iii) _____ pt(iv) _____ pt(v) _____
pt(vi) _____ pt(vii) _____ pt(viii) _____ pt(ix) _____ pt(x) _____

	Grade Classes by Gradient (Percent)	Number of Grades (Right- Justified)	Length of Grades in Class (Implied Decimal) (xx.xxx miles)
a.	0.0-0.4	_____	_____
b.	0.5-2.4	_____	_____
c.	2.5-4.4	_____	_____
d.	4.5-6.4	_____	_____
e.	6.5-8.4	_____	_____
f.	8.5-	_____	_____



ROUTE NUMBER: MD 355

STARTING MILE POINT: 15.14


ENDING MILE POINT: 15.31

	Curve Classes by Degree of Curvature	Number of Curves (Right- Justified)	Length of Curves in Class (Implied Decimal) (xx.xxx miles)
a.	0.0-0.4	_____	_____
b.	0.5-1.4	_____	_____
c.	1.5-2.4	_____	_____
d.	2.5-3.4	_____	_____
e.	3.5-4.4	_____	_____
f.	4.5-5.4	_____	_____
g.	5.5-6.9	_____	_____
h.	7.0-8.4	_____	_____
i.	8.5-10.9	_____	_____
j.	11.0-13.9	_____	_____
k.	14.0-19.4	_____	_____
l.	19.5-27.9	_____	_____
m.	23+	_____	_____

GRADE:

pt(i) _____ pt(ii) _____ pt(iii) _____ pt(iv) _____ pt(v) _____
pt(vi) _____ pt(vii) _____ pt(viii) _____ pt(ix) _____ pt(x) _____

	Grade Classes by Gradient (Percent)	Number of Grades (Right- Justified)	Length of Grades in Class (Implied Decimal) (xx.xxx miles)
a.	0.0-0.4	_____	_____
b.	0.5-2.4	_____	_____
c.	2.5-4.4	_____	_____
d.	4.5-6.4	_____	_____
e.	6.5-8.4	_____	_____
f.	8.5-	_____	_____



ROUTE NUMBER: MD 355

STARTING MILE POINT: 15.31

ENDING MILE POINT: 15.38


.07

	Curve Classes by Degree of Curvature	Number of Curves (Right- Justified)	Length of Curves in Class (Implied Decimal) (xx.xxx miles)
a.	0.0-0.4	_____	_____
b.	0.5-1.4	_____	_____
c.	1.5-2.4	_____	_____
d.	2.5-3.4	_____	_____
e.	3.5-4.4	_____	_____
f.	4.5-5.4	_____	_____
g.	5.5-6.9	_____	_____
h.	7.0-8.4	_____	_____
i.	8.5-10.9	_____	_____
j.	11.0-13.9	_____	_____
k.	14.0-19.4	_____	_____
l.	19.5-27.9	_____	_____
m.	23+	_____	_____

GRADE:

pt(i) _____ pt(ii) _____ pt(iii) _____ pt(iv) _____ pt(v) _____
pt(vi) _____ pt(vii) _____ pt(viii) _____ pt(ix) _____ pt(x) _____

	Grade Classes by Gradient (Percent)	Number of Grades (Right- Justified)	Length of Grades in Class (Implied Decimal) (xx.xxx miles)
a.	0.0-0.4	_____	_____
b.	0.5-2.4	_____	_____
c.	2.5-4.4	_____	_____
d.	4.5-6.4	_____	_____
e.	6.5-8.4	_____	_____
f.	8.5-	_____	_____



ROUTE NUMBER: MD 650

STARTING MILE POINT: 7.92

ENDING MILE POINT: 7.96


.04

	Curve Classes by Degree of Curvature	Number of Curves (Right- Justified)	Length of Curves in Class (Implied Decimal) (xx.xxx miles)
a.	0.0-0.4	_____	_____
b.	0.5-1.4	_____	_____
c.	1.5-2.4	_____	_____
d.	2.5-3.4	_____	_____
e.	3.5-4.4	_____	_____
f.	4.5-5.4	_____	_____
g.	5.5-6.9	_____	_____
h.	7.0-8.4	_____	_____
i.	8.5-10.9	_____	_____
j.	11.0-13.9	_____	_____
k.	14.0-19.4	_____	_____
l.	19.5-27.9	_____	_____
m.	23+	_____	_____

GRADE:

pt (i) _____ pt (ii) _____ pt (iii) _____ pt (iv) _____ pt (v) _____
pt (vi) _____ pt (vii) _____ pt (viii) _____ pt (ix) _____ pt (x) _____

	Grade Classes by Gradient (Percent)	Number of Grades (Right- Justified)	Length of Grades in Class (Implied Decimal) (xx.xxx miles)
a.	0.0-0.4	_____	_____
b.	0.5-2.4	_____	_____
c.	2.5-4.4	_____	_____
d.	4.5-6.4	_____	_____
e.	6.5-8.4	_____	_____
f.	8.5-	_____	_____



ROUTE NUMBER: MD 650

STARTING MILE POINT: 7.96

ENDING MILE POINT: 8.05


.09

	Curve Classes by Degree of Curvature	Number of Curves (Right- Justified)	Length of Curves in Class (Implied Decimal) (xx.xxx miles)
a.	0.0-0.4	_____	_____
b.	0.5-1.4	_____	_____
c.	1.5-2.4	_____	_____
d.	2.5-3.4	_____	_____
e.	3.5-4.4	_____	_____
f.	4.5-5.4	_____	_____
g.	5.5-6.9	_____	_____
h.	7.0-8.4	_____	_____
i.	8.5-10.9	_____	_____
j.	11.0-13.9	_____	_____
k.	14.0-19.4	_____	_____
l.	19.5-27.9	_____	_____
m.	23+	_____	_____

GRADE:

pt(i) _____ pt(ii) _____ pt(iii) _____ pt(iv) _____ pt(v) _____
pt(vi) _____ pt(vii) _____ pt(viii) _____ pt(ix) _____ pt(x) _____

	Grade Classes by Gradient (Percent)	Number of Grades (Right- Justified)	Length of Grades in Class (Implied Decimal) (xx.xxx miles)
a.	0.0-0.4	_____	_____
b.	0.5-2.4	_____	_____
c.	2.5-4.4	_____	_____
d.	4.5-6.4	_____	_____
e.	6.5-8.4	_____	_____
f.	8.5-	_____	_____



ROUTE NUMBER: MD 650

STARTING MILE POINT: 8.05

ENDING MILE POINT: 8.37


132

	Curve Classes by Degree of Curvature	Number of Curves (Right- Justified)	Length of Curves in Class (Implied Decimal) (xx.xxx miles)
a.	0.0-0.4	_____	_____
b.	0.5-1.4	_____	_____
c.	1.5-2.4	_____	_____
d.	2.5-3.4	_____	_____
e.	3.5-4.4	_____	_____
f.	4.5-5.4	_____	_____
g.	5.5-6.9	_____	_____
h.	7.0-8.4	_____	_____
i.	8.5-10.9	_____	_____
j.	11.0-13.9	_____	_____
k.	14.0-19.4	_____	_____
l.	19.5-27.9	_____	_____
m.	23+	_____	_____

GRADE:

pt(i) _____ pt(ii) _____ pt(iii) _____ pt(iv) _____ pt(v) _____
pt(vi) _____ pt(vii) _____ pt(viii) _____ pt(ix) _____ pt(x) _____

	Grade Classes by Gradient (Percent)	Number of Grades (Right- Justified)	Length of Grades in Class (Implied Decimal) (xx.xxx miles)
a.	0.0-0.4	_____	_____
b.	0.5-2.4	_____	_____
c.	2.5-4.4	_____	_____
d.	4.5-6.4	_____	_____
e.	6.5-8.4	_____	_____
f.	8.5-	_____	_____



ROUTE NUMBER: MD 650

STARTING MILE POINT: 8.37

ENDING MILE POINT: 8.49


.12

	Curve Classes by Degree of Curvature	Number of Curves (Right- Justified)	Length of Curves in Class (Implied Decimal) (xx.xxx miles)
a.	0.0-0.4	_____	_____
b.	0.5-1.4	_____	_____
c.	1.5-2.4	_____	_____
d.	2.5-3.4	_____	_____
e.	3.5-4.4	_____	_____
f.	4.5-5.4	_____	_____
g.	5.5-6.9	_____	_____
h.	7.0-8.4	_____	_____
i.	8.5-10.9	_____	_____
j.	11.0-13.9	_____	_____
k.	14.0-19.4	_____	_____
l.	19.5-27.9	_____	_____
m.	23+	_____	_____

GRADE:

pt(i) _____ pt(ii) _____ pt(iii) _____ pt(iv) _____ pt(v) _____
pt(vi) _____ pt(vii) _____ pt(viii) _____ pt(ix) _____ pt(x) _____

	Grade Classes by Gradient (Percent)	Number of Grades (Right- Justified)	Length of Grades in Class (Implied Decimal) (xx.xxx miles)
a.	0.0-0.4	_____	_____
b.	0.5-2.4	_____	_____
c.	2.5-4.4	_____	_____
d.	4.5-6.4	_____	_____
e.	6.5-8.4	_____	_____
f.	8.5-	_____	_____



ROUTE NUMBER: MD 650

STARTING MILE POINT: 8.49


ENDING MILE POINT: 8.76

	Curve Classes by Degree of Curvature	Number of Curves (Right- Justified)	Length of Curves in Class (Implied Decimal) (xx.xxx miles)
a.	0.0-0.4	_____	_____
b.	0.5-1.4	_____	_____
c.	1.5-2.4	_____	_____
d.	2.5-3.4	_____	_____
e.	3.5-4.4	_____	_____
f.	4.5-5.4	_____	_____
g.	5.5-6.9	_____	_____
h.	7.0-8.4	_____	_____
i.	8.5-10.9	_____	_____
j.	11.0-13.9	_____	_____
k.	14.0-19.4	_____	_____
l.	19.5-27.9	_____	_____
m.	23+	_____	_____

GRADE:

pt (i) _____ pt (ii) _____ pt (iii) _____ pt (iv) _____ pt (v) _____
pt (vi) _____ pt (vii) _____ pt (viii) _____ pt (ix) _____ pt (x) _____

	Grade Classes by Gradient (Percent)	Number of Grades (Right- Justified)	Length of Grades in Class (Implied Decimal) (xx.xxx miles)
a.	0.0-0.4	_____	_____
b.	0.5-2.4	_____	_____
c.	2.5-4.4	_____	_____
d.	4.5-6.4	_____	_____
e.	6.5-8.4	_____	_____
f.	8.5-	_____	_____



ROUTE NUMBER: US 29

STARTING MILE POINT: 3.55

ENDING MILE POINT: 4.62


1.07

	Curve Classes by Degree of Curvature	Number of Curves (Right- Justified)	Length of Curves in Class (Implied Decimal) (xx.xxx miles)
a.	0.0-0.4	_____	_____
b.	0.5-1.4	_____	_____
c.	1.5-2.4	_____	_____
d.	2.5-3.4	_____	_____
e.	3.5-4.4	_____	_____
f.	4.5-5.4	_____	_____
g.	5.5-6.9	_____	_____
h.	7.0-8.4	_____	_____
i.	8.5-10.9	_____	_____
j.	11.0-13.9	_____	_____
k.	14.0-19.4	_____	_____
l.	19.5-27.9	_____	_____
m.	23+	_____	_____

GRADE:

pt(i) _____ pt(ii) _____ pt(iii) _____ pt(iv) _____ pt(v) _____
pt(vi) _____ pt(vii) _____ pt(viii) _____ pt(ix) _____ pt(x) _____

	Grade Classes by Gradient (Percent)	Number of Grades (Right- Justified)	Length of Grades in Class (Implied Decimal) (xx.xxx miles)
a.	0.0-0.4	_____	_____
b.	0.5-2.4	_____	_____
c.	2.5-4.4	_____	_____
d.	4.5-6.4	_____	_____
e.	6.5-8.4	_____	_____
f.	8.5-	_____	_____



ROUTE NUMBER: US 29

STARTING MILE POINT: 6.26

ENDING MILE POINT: 6.38


.12

	Curve Classes by Degree of Curvature	Number of Curves (Right- Justified)	Length of Curves in Class (Implied Decimal) (xx.xxx miles)
a.	0.0-0.4	_____	_____
b.	0.5-1.4	_____	_____
c.	1.5-2.4	_____	_____
d.	2.5-3.4	_____	_____
e.	3.5-4.4	_____	_____
f.	4.5-5.4	_____	_____
g.	5.5-6.9	_____	_____
h.	7.0-8.4	_____	_____
i.	8.5-10.9	_____	_____
j.	11.0-13.9	_____	_____
k.	14.0-19.4	_____	_____
l.	19.5-27.9	_____	_____
m.	23+	_____	_____

GRADE:

pt(i) _____ pt(ii) _____ pt(iii) _____ pt(iv) _____ pt(v) _____
pt(vi) _____ pt(vii) _____ pt(viii) _____ pt(ix) _____ pt(x) _____

	Grade Classes by Gradient (Percent)	Number of Grades (Right- Justified)	Length of Grades in Class (Implied Decimal) (xx.xxx miles)
a.	0.0-0.4	_____	_____
b.	0.5-2.4	_____	_____
c.	2.5-4.4	_____	_____
d.	4.5-6.4	_____	_____
e.	6.5-8.4	_____	_____
f.	8.5-	_____	_____



ROUTE NUMBER: US 29

STARTING MILE POINT: 6.38

ENDING MILE POINT: 6.85


.47

	Curve Classes by Degree of Curvature	Number of Curves (Right- Justified)	Length of Curves in Class (Implied Decimal) (xx.xxx miles)
a.	0.0-0.4	_____	_____
b.	0.5-1.4	_____	_____
c.	1.5-2.4	_____	_____
d.	2.5-3.4	_____	_____
e.	3.5-4.4	_____	_____
f.	4.5-5.4	_____	_____
g.	5.5-6.9	_____	_____
h.	7.0-8.4	_____	_____
i.	8.5-10.9	_____	_____
j.	11.0-13.9	_____	_____
k.	14.0-19.4	_____	_____
l.	19.5-27.9	_____	_____
m.	23+	_____	_____

GRADE:

pt(i) _____ pt(ii) _____ pt(iii) _____ pt(iv) _____ pt(v) _____
pt(vi) _____ pt(vii) _____ pt(viii) _____ pt(ix) _____ pt(x) _____

	Grade Classes by Gradient (Percent)	Number of Grades (Right- Justified)	Length of Grades in Class (Implied Decimal) (xx.xxx miles)
a.	0.0-0.4	_____	_____
b.	0.5-2.4	_____	_____
c.	2.5-4.4	_____	_____
d.	4.5-6.4	_____	_____
e.	6.5-8.4	_____	_____
f.	8.5-	_____	_____



ROUTE NUMBER: US 29

STARTING MILE POINT: 6.85


ENDING MILE POINT: 6.91

	Curve Classes by Degree of Curvature	Number of Curves (Right- Justified)	Length of Curves in Class (Implied Decimal) (xx.xxx miles)
a.	0.0-0.4	_____	_____
b.	0.5-1.4	_____	_____
c.	1.5-2.4	_____	_____
d.	2.5-3.4	_____	_____
e.	3.5-4.4	_____	_____
f.	4.5-5.4	_____	_____
g.	5.5-6.9	_____	_____
h.	7.0-8.4	_____	_____
i.	8.5-10.9	_____	_____
j.	11.0-13.9	_____	_____
k.	14.0-19.4	_____	_____
l.	19.5-27.9	_____	_____
m.	23+	_____	_____

GRADE:

pt(i) _____ pt(ii) _____ pt(iii) _____ pt(iv) _____ pt(v) _____
pt(vi) _____ pt(vii) _____ pt(viii) _____ pt(ix) _____ pt(x) _____

	Grade Classes by Gradient (Percent)	Number of Grades (Right- Justified)	Length of Grades in Class (Implied Decimal) (xx.xxx miles)
a.	0.0-0.4	_____	_____
b.	0.5-2.4	_____	_____
c.	2.5-4.4	_____	_____
d.	4.5-6.4	_____	_____
e.	6.5-8.4	_____	_____
f.	8.5-	_____	_____



ROUTE NUMBER: IS 495

STARTING MILE POINT: 0.00


ENDING MILE POINT: 0.52

	Curve Classes by Degree of Curvature	Number of Curves (Right- Justified)	Length of Curves in Class (Implied Decimal) (xx.xxx miles)
a.	0.0-0.4	_____	_____
b.	0.5-1.4	_____	_____
c.	1.5-2.4	_____	_____
d.	2.5-3.4	_____	_____
e.	3.5-4.4	_____	_____
f.	4.5-5.4	_____	_____
g.	5.5-6.9	_____	_____
h.	7.0-8.4	_____	_____
i.	8.5-10.9	_____	_____
j.	11.0-13.9	_____	_____
k.	14.0-19.4	_____	_____
l.	19.5-27.9	_____	_____
m.	23+	_____	_____

GRADE:

pt(i) 0.0 pt(ii) (10.3, .03) pt(iii) (19.2, 1.9) pt(iv) (27.4, .37) pt(v) _____
pt(vi) _____ pt(vii) _____ pt(viii) _____ pt(ix) _____ pt(x) _____

	Grade Classes by Gradient (Percent)	Number of Grades (Right- Justified)	Length of Grades in Class (Implied Decimal) (xx.xxx miles)
a.	0.0-0.4	_____	_____
b.	0.5-2.4	_____	_____
c.	2.5-4.4	_____	_____
d.	4.5-6.4	_____	_____
e.	6.5-8.4	_____	_____
f.	8.5-	_____	_____



ROUTE NUMBER: IS 495

STARTING MILE POINT: 0.52

ENDING MILE POINT: 2.23


1.71

	Curve Classes by Degree of Curvature	Number of Curves (Right- Justified)	Length of Curves in Class (Implied Decimal) (xx.xxx miles)
a.	0.0-0.4	_____	_____
b.	0.5-1.4	_____	_____
c.	1.5-2.4	_____	_____
d.	2.5-3.4	_____	_____
e.	3.5-4.4	_____	_____
f.	4.5-5.4	_____	_____
g.	5.5-6.9	_____	_____
h.	7.0-8.4	_____	_____
i.	8.5-10.9	_____	_____
j.	11.0-13.9	_____	_____
k.	14.0-19.4	_____	_____
l.	19.5-27.9	_____	_____
m.	23+	_____	_____

GRADE:

pt (i) (0.0) pt (ii) (4.2, 0.5) pt (iii) (17.4, 2.1) pt (iv) (27.5, 2.6) pt (v) (46.6, 0)
 pt (vi) (31.5, -5.9) pt (vii) (90.3, 7.7) pt (viii) _____ pt (ix) _____ pt (x) _____

	Grade Classes by Gradient (Percent)	Number of Grades (Right- Justified)	Length of Grades in Class (Implied Decimal) (xx.xxx miles)
a.	0.0-0.4	<u>1</u>	<u>.06</u>
b.	0.5-2.4	<u>1</u>	<u>.19</u>
c.	2.5-4.4	<u>4</u>	<u>1.46</u>
d.	4.5-6.4	_____	_____
e.	6.5-8.4	_____	_____
f.	8.5-	_____	_____



ROUTE NUMBER: IS 495

STARTING MILE POINT: 2.23

ENDING MILE POINT: 3.39


1.16

	Curve Classes by Degree of Curvature	Number of Curves (Right- Justified)	Length of Curves in Class (Implied Decimal) (xx.xxx miles)
a.	0.0-0.4	_____	_____
b.	0.5-1.4	_____	_____
c.	1.5-2.4	_____	_____
d.	2.5-3.4	_____	_____
e.	3.5-4.4	_____	_____
f.	4.5-5.4	_____	_____
g.	5.5-6.9	_____	_____
h.	7.0-8.4	_____	_____
i.	8.5-10.9	_____	_____
j.	11.0-13.9	_____	_____
k.	14.0-19.4	_____	_____
l.	19.5-27.9	_____	_____
m.	23+	_____	_____

GRADE:

pt (i) 0.0 pt (ii) (38, -.04) pt (iii) (11.6, -.04) pt (iv) (23, -.04) pt (v) (33.5, -.06)
 pt (vi) (53, -.08) pt (vii) (61.3, -.13) pt (viii) _____ pt (ix) _____ pt (x) _____

	Grade Classes by Gradient (Percent)	Number of Grades (Right- Justified)	Length of Grades in Class (Implied Decimal) (xx.xxx miles)
a.	0.0-0.4	<u>5</u>	<u>.99</u>
b.	0.5-2.4	_____	_____
c.	2.5-4.4	<u>1</u>	<u>.17</u>
d.	4.5-6.4	_____	_____
e.	6.5-8.4	_____	_____
f.	8.5-	_____	_____



ROUTE NUMBER: IS 495

STARTING MILE POINT: 3.39

ENDING MILE POINT: 3.80


.41

	Curve Classes by Degree of Curvature	Number of Curves (Right- Justified)	Length of Curves in Class (Implied Decimal) (xx.xxx miles)
a.	0.0-0.4	_____	_____
b.	0.5-1.4	_____	_____
c.	1.5-2.4	_____	_____
d.	2.5-3.4	_____	_____
e.	3.5-4.4	_____	_____
f.	4.5-5.4	_____	_____
g.	5.5-6.9	_____	_____
h.	7.0-8.4	_____	_____
i.	8.5-10.9	_____	_____
j.	11.0-13.9	_____	_____
k.	14.0-19.4	_____	_____
l.	19.5-27.9	_____	_____
m.	23+	_____	_____

GRADE:

pt (i) 0.0 pt (ii) (6.9, -0.6) pt (iii) (16, -1.1) pt (iv) (21.7, -1.5) pt (v) _____
pt (vi) _____ pt (vii) _____ pt (viii) _____ pt (ix) _____ pt (x) _____

	Grade Classes by Gradient (Percent)	Number of Grades (Right- Justified)	Length of Grades in Class (Implied Decimal) (xx.xxx miles)
a.	0.0-0.4	_____	_____
b.	0.5-2.4	_____	_____
c.	2.5-4.4	_____	_____
d.	4.5-6.4	_____	_____
e.	6.5-8.4	_____	_____
f.	8.5-	_____	_____



ROUTE NUMBER: IS 495

STARTING MILE POINT: 3.80

ENDING MILE POINT: 4.10


.3

	Curve Classes by Degree of Curvature	Number of Curves (Right- Justified)	Length of Curves in Class (Implied Decimal) (xx.xxx miles)
a.	0.0-0.4	_____	_____
b.	0.5-1.4	_____	_____
c.	1.5-2.4	_____	_____
d.	2.5-3.4	_____	_____
e.	3.5-4.4	_____	_____
f.	4.5-5.4	_____	_____
g.	5.5-6.9	_____	_____
h.	7.0-8.4	_____	_____
i.	8.5-10.9	_____	_____
j.	11.0-13.9	_____	_____
k.	14.0-19.4	_____	_____
l.	19.5-27.9	_____	_____
m.	23+	_____	_____

GRADE:

pt(i) (0.0) pt(ii) (6.5, -0.3) pt(iii) (15.9, 1.1) pt(iv) _____ pt(v) _____
pt(vi) _____ pt(vii) _____ pt(viii) _____ pt(ix) _____ pt(x) _____

	Grade Classes by Gradient (Percent)	Number of Grades (Right- Justified)	Length of Grades in Class (Implied Decimal) (xx.xxx miles)
a.	0.0-0.4	_____	_____
b.	0.5-2.4	_____	_____
c.	2.5-4.4	_____	_____
d.	4.5-6.4	_____	_____
e.	6.5-8.4	_____	_____
f.	8.5-	_____	_____



ROUTE NUMBER: IS 495

STARTING MILE POINT: 4.25

ENDING MILE POINT: 4.85


.6

	Curve Classes by Degree of Curvature	Number of Curves (Right- Justified)	Length of Curves in Class (Implied Decimal) (xx.xxx miles)
a.	0.0-0.4	_____	_____
b.	0.5-1.4	_____	_____
c.	1.5-2.4	_____	_____
d.	2.5-3.4	_____	_____
e.	3.5-4.4	_____	_____
f.	4.5-5.4	_____	_____
g.	5.5-6.9	_____	_____
h.	7.0-8.4	_____	_____
i.	8.5-10.9	_____	_____
j.	11.0-13.9	_____	_____
k.	14.0-19.4	_____	_____
l.	19.5-27.9	_____	_____
m.	23+	_____	_____

GRADE:

pt(i) 0.0 pt(ii) (4.2, .02) pt(iii) (23.5, 0) pt(iv) (31.7, -.06) pt(v) _____
pt(vi) _____ pt(vii) _____ pt(viii) _____ pt(ix) _____ pt(x) _____

	Grade Classes by Gradient (Percent)	Number of Grades (Right- Justified)	Length of Grades in Class (Implied Decimal) (xx.xxx miles)
a.	0.0-0.4	<u>3</u>	<u>.6</u>
b.	0.5-2.4	_____	_____
c.	2.5-4.4	_____	_____
d.	4.5-6.4	_____	_____
e.	6.5-8.4	_____	_____
f.	8.5-	_____	_____



ROUTE NUMBER: IS 495

STARTING MILE POINT: 9.24

ENDING MILE POINT: 9.64


-4

	Curve Classes by Degree of Curvature	Number of Curves (Right- Justified)	Length of Curves in Class (Implied Decimal) (xx.xxx miles)
a.	0.0-0.4	_____	_____
b.	0.5-1.4	_____	_____
c.	1.5-2.4	_____	_____
d.	2.5-3.4	_____	_____
e.	3.5-4.4	_____	_____
f.	4.5-5.4	_____	_____
g.	5.5-6.9	_____	_____
h.	7.0-8.4	_____	_____
i.	8.5-10.9	_____	_____
j.	11.0-13.9	_____	_____
k.	14.0-19.4	_____	_____
l.	19.5-27.9	_____	_____
m.	23+	_____	_____

GRADE:

pt(i) 0.0 pt(ii) (7.3, -.01) pt(iii) (17.5, .08) pt(iv) (21.7, 1.1) pt(v) _____
pt(vi) _____ pt(vii) _____ pt(viii) _____ pt(ix) _____ pt(x) _____

	Grade Classes by Gradient (Percent)	Number of Grades (Right- Justified)	Length of Grades in Class (Implied Decimal) (xx.xxx miles)
a.	0.0-0.4	_____	_____
b.	0.5-2.4	_____	_____
c.	2.5-4.4	_____	_____
d.	4.5-6.4	_____	_____
e.	6.5-8.4	_____	_____
f.	8.5-	_____	_____



ROUTE NUMBER: IS 495

STARTING MILE POINT: 10.38

ENDING MILE POINT: 11.69


1.31

	Curve Classes by Degree of Curvature	Number of Curves (Right- Justified)	Length of Curves in Class (Implied Decimal) (xx.xxx miles)
a.	0.0-0.4	_____	_____
b.	0.5-1.4	_____	_____
c.	1.5-2.4	_____	_____
d.	2.5-3.4	_____	_____
e.	3.5-4.4	_____	_____
f.	4.5-5.4	_____	_____
g.	5.5-6.9	_____	_____
h.	7.0-8.4	_____	_____
i.	8.5-10.9	_____	_____
j.	11.0-13.9	_____	_____
k.	14.0-19.4	_____	_____
l.	19.5-27.9	_____	_____
m.	23+	_____	_____

GRADE:

pt(i) 0.0 pt(ii) (14, -3.1) pt(iii) (21, 3.9) pt(iv) (33.4, -5.6) pt(v) (44.1, -5.2)
 pt(vi) (54.2, -5.9) pt(vii) (64, -6.1) pt(viii) (69.7, -6.9) pt(ix) _____ pt(x) _____

	Grade Classes by Gradient (Percent)	Number of Grades (Right- Justified)	Length of Grades in Class (Implied Decimal) (xx.xxx miles)
a.	0.0-0.4	<u>1</u>	<u>.19</u>
b.	0.5-2.4	<u>2</u>	<u>.40</u>
c.	2.5-4.4	<u>1</u>	<u>.11</u>
d.	4.5-6.4	_____	_____
e.	6.5-8.4	_____	_____
f.	8.5-	<u>3</u>	<u>.62</u>



ROUTE NUMBER: IS 495

STARTING MILE POINT: 11.69

ENDING MILE POINT: 11.98


.29

	Curve Classes by Degree of Curvature	Number of Curves (Right- Justified)	Length of Curves in Class (Implied Decimal) (xx.xxx miles)
a.	0.0-0.4	_____	_____
b.	0.5-1.4	_____	_____
c.	1.5-2.4	_____	_____
d.	2.5-3.4	_____	_____
e.	3.5-4.4	_____	_____
f.	4.5-5.4	_____	_____
g.	5.5-6.9	_____	_____
h.	7.0-8.4	_____	_____
i.	8.5-10.9	_____	_____
j.	11.0-13.9	_____	_____
k.	14.0-19.4	_____	_____
l.	19.5-27.9	_____	_____
m.	23+	_____	_____

GRADE:

pt (i) (2.0) pt (ii) (2.1, -.03) pt (iii) (13.3, -.09) pt (iv) _____ pt (v) (15.4, -1.3)
pt (vi) _____ pt (vii) _____ pt (viii) _____ pt (ix) _____ pt (x) _____

	Grade Classes by Gradient (Percent)	Number of Grades (Right- Justified)	Length of Grades in Class (Implied Decimal) (xx.xxx miles)
a.	0.0-0.4	_____	_____
b.	0.5-2.4	_____	_____
c.	2.5-4.4	_____	_____
d.	4.5-6.4	_____	_____
e.	6.5-8.4	_____	_____
f.	8.5-	_____	_____



ROUTE NUMBER: IS 495

STARTING MILE POINT: 11.98

ENDING MILE POINT: 12.83


.85

Curve Classes by Degree of Curvature	Number of Curves (Right-Justified)	Length of Curves in Class (Implied Decimal) (xx.xxx miles)
a. 0.0-0.4	_____	_____
b. 0.5-1.4	_____	_____
c. 1.5-2.4	_____	_____
d. 2.5-3.4	_____	_____
e. 3.5-4.4	_____	_____
f. 4.5-5.4	_____	_____
g. 5.5-6.9	_____	_____
h. 7.0-8.4	_____	_____
i. 8.5-10.9	_____	_____
j. 11.0-13.9	_____	_____
k. 14.0-19.4	_____	_____
l. 19.5-27.9	_____	_____
m. 23+	_____	_____

GRADE:

pt (i) (0.0) pt (ii) (11, -1.4) pt (iii) (25.3, -2.7) pt (iv) (34.3, -4) pt (v) (49.9, -6.7)
pt (vi) _____ pt (vii) _____ pt (viii) _____ pt (ix) _____ pt (x) _____

Grade Classes by Gradient (Percent)	Number of Grades (Right-Justified)	Length of Grades in Class (Implied Decimal) (xx.xxx miles)
a. 0.0-0.4	_____	_____
b. 0.5-2.4	<u>1</u>	<u>.28</u>
c. 2.5-4.4	<u>2</u>	<u>.47</u>
d. 4.5-6.4	_____	_____
e. 6.5-8.4	<u>1</u>	<u>.09</u>
f. 8.5-	_____	_____



ROUTE NUMBER: IS 495

STARTING MILE POINT: 12.83

ENDING MILE POINT: 13.59


.76

	Curve Classes by Degree of Curvature	Number of Curves (Right- Justified)	Length of Curves in Class (Implied Decimal) (xx.xxx miles)
a.	0.0-0.4	_____	_____
b.	0.5-1.4	_____	_____
c.	1.5-2.4	_____	_____
d.	2.5-3.4	_____	_____
e.	3.5-4.4	_____	_____
f.	4.5-5.4	_____	_____
g.	5.5-6.9	_____	_____
h.	7.0-8.4	_____	_____
i.	8.5-10.9	_____	_____
j.	11.0-13.9	_____	_____
k.	14.0-19.4	_____	_____
l.	19.5-27.9	_____	_____
m.	23+	_____	_____

GRADE:

pt (i) 0.0 pt (ii) (8, -1.8) pt (iii) (19, -2.5) pt (iv) (31.8, -2.4) pt (v) (40.1, -3.2)
pt (vi) _____ pt (vii) _____ pt (viii) _____ pt (ix) _____ pt (x) _____

	Grade Classes by Gradient (Percent)	Number of Grades (Right- Justified)	Length of Grades in Class (Implied Decimal) (xx.xxx miles)
a.	0.0-0.4	_____	_____
b.	0.5-2.4	_____	_____
c.	2.5-4.4	_____	_____
d.	4.5-6.4	_____	_____
e.	6.5-8.4	_____	_____
f.	8.5-	_____	_____



9/3 - H

9/9 - J

ROUTE NUMBER: MD 108

STARTING MILE POINT: 10.93

ENDING MILE POINT: 12.09

1.16

Curve Classes by Degree of Curvature	Number of Curves (Right-Justified)	Length of Curves in Class (Implied Decimal) (xx.xxx miles)
a. 0.0-0.4	—	—
b. 0.5-1.4	—	—
c. 1.5-2.4	—	—
d. 2.5-3.4	—	—
e. 3.5-4.4	—	—
f. 4.5-5.4	—	—
g. 5.5-6.9	—	—
h. 7.0-8.4	—	—
i. 8.5-10.9	—	—
j. 11.0-13.9	—	—
k. 14.0-19.4	—	—
l. 19.5-27.9	—	—
m. 23+	—	—

GRADE:

pt(i) 0.0 pt(ii) (2.7, -.05) pt(iii) (11, -.06) pt(iv) (18, -.04) pt(v) (21.7, -.09)
 pt(vi) (31.8, -1.4) pt(vii) (45.2, -2.7) pt(viii) (53.3, -1.9) pt(ix) (58.8, -.1) pt(x) (61.2, -.09)

Grade Classes by Gradient (Percent)	Number of Grades (Right-Justified)	Length of Grades in Class (Implied Decimal) (xx.xxx miles)
a. 0.0-0.4	<u>5</u>	<u>.47</u>
b. 0.5-2.4	<u>2</u>	<u>.41</u>
c. 2.5-4.4	<u>1</u>	<u>.18</u>
d. 4.5-6.4	<u>0</u>	<u>.00</u>
e. 6.5-8.4	<u>1</u>	<u>.10</u>
f. 8.5-	—	—



ROUTE NUMBER: MD 108

STARTING MILE POINT: 14.34

ENDING MILE POINT: 14.64


.3

	Curve Classes by Degree of Curvature	Number of Curves (Right- Justified)	Length of Curves in Class (Implied Decimal) (xx.xxx miles)
a.	0.0-0.4	_____	_____
b.	0.5-1.4	_____	_____
c.	1.5-2.4	_____	_____
d.	2.5-3.4	_____	_____
e.	3.5-4.4	_____	_____
f.	4.5-5.4	_____	_____
g.	5.5-6.9	_____	_____
h.	7.0-8.4	_____	_____
i.	8.5-10.9	_____	_____
j.	11.0-13.9	_____	_____
k.	14.0-19.4	_____	_____
l.	19.5-27.9	_____	_____
m.	23+	_____	_____

GRADE:

pt (i) 0.0 pt (ii) (4.6, .07) pt (iii) (11.8, .05) pt (iv) (15.9, 1) pt (v) _____
pt (vi) _____ pt (vii) _____ pt (viii) _____ pt (ix) _____ pt (x) _____

	Grade Classes by Gradient (Percent)	Number of Grades (Right- Justified)	Length of Grades in Class (Implied Decimal) (xx.xxx miles)
a.	0.0-0.4	<u>1</u>	<u>.15</u>
b.	0.5-2.4	<u>1</u>	<u>.04</u>
c.	2.5-4.4	_____	_____
d.	4.5-6.4	<u>1</u>	<u>.08</u>
e.	6.5-8.4	_____	_____
f.	8.5-	_____	_____



ROUTE NUMBER: MD 108

STARTING MILE POINT: 14.64

ENDING MILE POINT: 14.79


.15

	Curve Classes by Degree of Curvature	Number of Curves (Right- Justified)	Length of Curves in Class (Implied Decimal) (xx.xxx miles)
a.	0.0-0.4	_____	_____
b.	0.5-1.4	_____	_____
c.	1.5-2.4	_____	_____
d.	2.5-3.4	_____	_____
e.	3.5-4.4	_____	_____
f.	4.5-5.4	_____	_____
g.	5.5-6.9	_____	_____
h.	7.0-8.4	_____	_____
i.	8.5-10.9	_____	_____
j.	11.0-13.9	_____	_____
k.	14.0-19.4	_____	_____
l.	19.5-27.9	_____	_____
m.	23+	_____	_____

GRADE:

pt(i) 0.0 pt(ii) (2.4, .04) pt(iii) (7.9, .07) pt(iv) _____ pt(v) _____
pt(vi) _____ pt(vii) _____ pt(viii) _____ pt(ix) _____ pt(x) _____

	Grade Classes by Gradient (Percent)	Number of Grades (Right- Justified)	Length of Grades in Class (Implied Decimal) (xx.xxx miles)
a.	0.0-0.4	<u>2</u>	<u>17</u>
b.	0.5-2.4	_____	_____
c.	2.5-4.4	_____	_____
d.	4.5-6.4	_____	_____
e.	6.5-8.4	_____	_____
f.	8.5-	_____	_____



ROUTE NUMBER: MD 108

STARTING MILE POINT: 14.79


ENDING MILE POINT: 14.87

	Curve Classes by Degree of Curvature	Number of Curves (Right- Justified)	Length of Curves in Class (Implied Decimal) (xx.xxx miles)
a.	0.0-0.4	_____	_____
b.	0.5-1.4	_____	_____
c.	1.5-2.4	_____	_____
d.	2.5-3.4	_____	_____
e.	3.5-4.4	_____	_____
f.	4.5-5.4	_____	_____
g.	5.5-6.9	_____	_____
h.	7.0-8.4	_____	_____
i.	8.5-10.9	_____	_____
j.	11.0-13.9	_____	_____
k.	14.0-19.4	_____	_____
l.	19.5-27.9	_____	_____
m.	23+	_____	_____

GRADE:

pt(i) 0.0 pt(ii) (3.3, .01) pt(iii) (4.2, .01) pt(iv) _____ pt(v) _____
pt(vi) _____ pt(vii) _____ pt(viii) _____ pt(ix) _____ pt(x) _____

	Grade Classes by Gradient (Percent)	Number of Grades (Right- Justified)	Length of Grades in Class (Implied Decimal) (xx.xxx miles)
a.	0.0-0.4	<u>2</u>	<u>.08</u>
b.	0.5-2.4	_____	_____
c.	2.5-4.4	_____	_____
d.	4.5-6.4	_____	_____
e.	6.5-8.4	_____	_____
f.	8.5-	_____	_____



ROUTE NUMBER: MD 108

STARTING MILE POINT: 14.87


ENDING MILE POINT: 14.92

	Curve Classes by Degree of Curvature	Number of Curves (Right- Justified)	Length of Curves in Class (Implied Decimal) (xx.xxx miles)
a.	0.0-0.4	_____	_____
b.	0.5-1.4	_____	_____
c.	1.5-2.4	_____	_____
d.	2.5-3.4	_____	_____
e.	3.5-4.4	_____	_____
f.	4.5-5.4	_____	_____
g.	5.5-6.9	_____	_____
h.	7.0-8.4	_____	_____
i.	8.5-10.9	_____	_____
j.	11.0-13.9	_____	_____
k.	14.0-19.4	_____	_____
l.	19.5-27.9	_____	_____
m.	23+	_____	_____

GRADE:

pt(i) 0.0 pt(ii) (1.1, .01) pt(iii) (2.6, .01) pt(iv) _____ pt(v) _____
pt(vi) _____ pt(vii) _____ pt(viii) _____ pt(ix) _____ pt(x) _____

	Grade Classes by Gradient (Percent)	Number of Grades (Right- Justified)	Length of Grades in Class (Implied Decimal) (xx.xxx miles)
a.	0.0-0.4	_____	_____
b.	0.5-2.4	_____	_____
c.	2.5-4.4	_____	_____
d.	4.5-6.4	_____	_____
e.	6.5-8.4	_____	_____
f.	8.5-	_____	_____



ROUTE NUMBER: MD 108

STARTING MILE POINT: 14.92

ENDING MILE POINT: 15.72


.8

	Curve Classes by Degree of Curvature	Number of Curves (Right- Justified)	Length of Curves in Class (Implied Decimal) (xx.xxx miles)
a.	0.0-0.4	—	—
b.	0.5-1.4	—	—
c.	1.5-2.4	—	—
d.	2.5-3.4	—	—
e.	3.5-4.4	—	—
f.	4.5-5.4	—	—
g.	5.5-6.9	—	—
h.	7.0-8.4	—	—
i.	8.5-10.9	—	—
j.	11.0-13.9	—	—
k.	14.0-19.4	—	—
l.	19.5-27.9	—	—
m.	23+	—	—

GRADE:

pt(i) 0.0 pt(ii) (3.9, .03) pt(iii) (6.3, .01) pt(iv) (9.0) pt(v) (12.5, -.06)
 pt(vi) (26.5, -1.2) pt(vii) (33, -.07) pt(viii) (37, -.06) pt(ix) (42.8, -.04) pt(x) —

	Grade Classes by Gradient (Percent)	Number of Grades (Right- Justified)	Length of Grades in Class (Implied Decimal) (xx.xxx miles)
a.	0.0-0.4	<u>0</u>	<u>.40</u>
b.	0.5-2.4	<u>1</u>	<u>.28</u>
c.	2.5-4.4	<u>1</u>	<u>.13</u>
d.	4.5-6.4	—	—
e.	6.5-8.4	—	—
f.	8.5-	—	—



ROUTE NUMBER: MD 118

STARTING MILE POINT: 6.68

ENDING MILE POINT: 6.78


.10

	Curve Classes by Degree of Curvature	Number of Curves (Right- Justified)	Length of Curves in Class (Implied Decimal) (xx.xxx miles)
a.	0.0-0.4	_____	_____
b.	0.5-1.4	_____	_____
c.	1.5-2.4	_____	_____
d.	2.5-3.4	_____	_____
e.	3.5-4.4	_____	_____
f.	4.5-5.4	_____	_____
g.	5.5-6.9	_____	_____
h.	7.0-8.4	_____	_____
i.	8.5-10.9	_____	_____
j.	11.0-13.9	_____	_____
k.	14.0-19.4	_____	_____
l.	19.5-27.9	_____	_____
m.	23+	_____	_____

GRADE:

pt(i) 0.0 pt(ii) (4.1, -.07) pt(iii) (5.3, -.08) pt(iv) _____ pt(v) _____
pt(vi) _____ pt(vii) _____ pt(viii) _____ pt(ix) _____ pt(x) _____

	Grade Classes by Gradient (Percent)	Number of Grades (Right- Justified)	Length of Grades in Class (Implied Decimal) (xx.xxx miles)
a.	0.0-0.4	_____	_____
b.	0.5-2.4	<u>1</u>	<u>.06</u>
c.	2.5-4.4	<u>1</u>	<u>.04</u>
d.	4.5-6.4	_____	_____
e.	6.5-8.4	_____	_____
f.	8.5-	_____	_____



ROUTE NUMBER: MD 118

STARTING MILE POINT: 6.78

ENDING MILE POINT: 6.95


.17

	Curve Classes by Degree of Curvature	Number of Curves (Right- Justified)	Length of Curves in Class (Implied Decimal) (xx.xxx miles)
a.	0.0-0.4	_____	_____
b.	0.5-1.4	_____	_____
c.	1.5-2.4	_____	_____
d.	2.5-3.4	_____	_____
e.	3.5-4.4	_____	_____
f.	4.5-5.4	_____	_____
g.	5.5-6.9	_____	_____
h.	7.0-8.4	_____	_____
i.	8.5-10.9	_____	_____
j.	11.0-13.9	_____	_____
k.	14.0-19.4	_____	_____
l.	19.5-27.9	_____	_____
m.	23+	_____	_____

GRADE:

pt (i) 0.0 pt (ii) (1.6, -.01) pt (iii) (4.5, -.04) pt (iv) (9, -.04) pt (v) _____
pt (vi) _____ pt (vii) _____ pt (viii) _____ pt (ix) _____ pt (x) _____

	Grade Classes by Gradient (Percent)	Number of Grades (Right- Justified)	Length of Grades in Class (Implied Decimal) (xx.xxx miles)
a.	0.0-0.4	_____	_____
b.	0.5-2.4	_____	_____
c.	2.5-4.4	_____	_____
d.	4.5-6.4	_____	_____
e.	6.5-8.4	_____	_____
f.	8.5-	_____	_____



ROUTE NUMBER: MD 118

STARTING MILE POINT: 6.95


ENDING MILE POINT: 7.06

	Curve Classes by Degree of Curvature	Number of Curves (Right- Justified)	Length of Curves in Class (Implied Decimal) (xx.xxx miles)
a.	0.0-0.4	_____	_____
b.	0.5-1.4	_____	_____
c.	1.5-2.4	_____	_____
d.	2.5-3.4	_____	_____
e.	3.5-4.4	_____	_____
f.	4.5-5.4	_____	_____
g.	5.5-6.9	_____	_____
h.	7.0-8.4	_____	_____
i.	8.5-10.9	_____	_____
j.	11.0-13.9	_____	_____
k.	14.0-19.4	_____	_____
l.	19.5-27.9	_____	_____
m.	23+	_____	_____

GRADE:

pt(i) (0.0) pt(ii) (3.2, .01) pt(iii) (5.7, -.01) pt(iv) _____ pt(v) _____
 pt(vi) _____ pt(vii) _____ pt(viii) _____ pt(ix) _____ pt(x) _____

	Grade Classes by Gradient (Percent)	Number of Grades (Right- Justified)	Length of Grades in Class (Implied Decimal) (xx.xxx miles)
a.	0.0-0.4	<u>2</u>	<u>.11</u>
b.	0.5-2.4	_____	_____
c.	2.5-4.4	_____	_____
d.	4.5-6.4	_____	_____
e.	6.5-8.4	_____	_____
f.	8.5-	_____	_____



ROUTE NUMBER: MD 118

STARTING MILE POINT: 7.06


ENDING MILE POINT: 7.13

	Curve Classes by Degree of Curvature	Number of Curves (Right- Justified)	Length of Curves in Class (Implied Decimal) (xx.xxx miles)
a.	0.0-0.4	_____	_____
b.	0.5-1.4	_____	_____
c.	1.5-2.4	_____	_____
d.	2.5-3.4	_____	_____
e.	3.5-4.4	_____	_____
f.	4.5-5.4	_____	_____
g.	5.5-6.9	_____	_____
h.	7.0-8.4	_____	_____
i.	8.5-10.9	_____	_____
j.	11.0-13.9	_____	_____
k.	14.0-19.4	_____	_____
l.	19.5-27.9	_____	_____
m.	23+	_____	_____

GRADE:

(1.8, -.02) (2.7, -.04)
pt (i) (0.0) pt (ii) ~~(0.0)~~ pt (iii) ~~(0.0)~~ pt (iv) ~~(0.0)~~ pt (v) _____
pt (vi) _____ pt (vii) _____ pt (viii) _____ pt (ix) _____ pt (x) _____

	Grade Classes by Gradient (Percent)	Number of Grades (Right- Justified)	Length of Grades in Class (Implied Decimal) (xx.xxx miles)
a.	0.0-0.4	<u>2</u>	<u>.07</u>
b.	0.5-2.4	_____	_____
c.	2.5-4.4	_____	_____
d.	4.5-6.4	_____	_____
e.	6.5-8.4	_____	_____
f.	8.5-	_____	_____



ROUTE NUMBER: MD 118

STARTING MILE POINT: 7.13

ENDING MILE POINT: 7.21


.08

	Curve Classes by Degree of Curvature	Number of Curves (Right- Justified)	Length of Curves in Class (Implied Decimal) (xx.xxx miles)
a.	0.0-0.4	_____	_____
b.	0.5-1.4	_____	_____
c.	1.5-2.4	_____	_____
d.	2.5-3.4	_____	_____
e.	3.5-4.4	_____	_____
f.	4.5-5.4	_____	_____
g.	5.5-6.9	_____	_____
h.	7.0-8.4	_____	_____
i.	8.5-10.9	_____	_____
j.	11.0-13.9	_____	_____
k.	14.0-19.4	_____	_____
l.	19.5-27.9	_____	_____
m.	23+	_____	_____

GRADE:

pt(i) (0,0) pt(ii) (~~0,0~~) pt(iii) (~~0,0~~) pt(iv) _____ pt(v) _____
pt(vi) _____ pt(vii) _____ pt(viii) _____ pt(ix) _____ pt(x) _____

	Grade Classes by Gradient (Percent)	Number of Grades (Right- Justified)	Length of Grades in Class (Implied Decimal) (xx.xxx miles)
a.	0.0-0.4	_____	_____
b.	0.5-2.4	_____	_____
c.	2.5-4.4	_____	_____
d.	4.5-6.4	_____	_____
e.	6.5-8.4	_____	_____
f.	8.5-	_____	_____



ROUTE NUMBER: MD 118

STARTING MILE POINT: 7.21

ENDING MILE POINT: 7.23


.02

	Curve Classes by Degree of Curvature	Number of Curves (Right- Justified)	Length of Curves in Class (Implied Decimal) (xx.xxx miles)
a.	0.0-0.4	_____	_____
b.	0.5-1.4	_____	_____
c.	1.5-2.4	_____	_____
d.	2.5-3.4	_____	_____
e.	3.5-4.4	_____	_____
f.	4.5-5.4	_____	_____
g.	5.5-6.9	_____	_____
h.	7.0-8.4	_____	_____
i.	8.5-10.9	_____	_____
j.	11.0-13.9	_____	_____
k.	14.0-19.4	_____	_____
l.	19.5-27.9	_____	_____
m.	23+	_____	_____

GRADE:

pt(i) 0.0 pt(ii) (~~1.0~~) pt(iii) (~~2.0~~) pt(iv) _____ pt(v) _____
pt(vi) _____ pt(vii) _____ pt(viii) _____ pt(ix) _____ pt(x) _____

	Grade Classes by Gradient (Percent)	Number of Grades (Right- Justified)	Length of Grades in Class (Implied Decimal) (xx.xxx miles)
a.	0.0-0.4	_____	_____
b.	0.5-2.4	_____	_____
c.	2.5-4.4	_____	_____
d.	4.5-6.4	_____	_____
e.	6.5-8.4	_____	_____
f.	8.5-	_____	_____



ROUTE NUMBER: MD 124

STARTING MILE POINT: 2.06

ENDING MILE POINT: 2.73


.67

	Curve Classes by Degree of Curvature	Number of Curves (Right- Justified)	Length of Curves in Class (Implied Decimal) (xx.xxx miles)
a.	0.0-0.4	_____	_____
b.	0.5-1.4	_____	_____
c.	1.5-2.4	_____	_____
d.	2.5-3.4	_____	_____
e.	3.5-4.4	_____	_____
f.	4.5-5.4	_____	_____
g.	5.5-6.9	_____	_____
h.	7.0-8.4	_____	_____
i.	8.5-10.9	_____	_____
j.	11.0-13.9	_____	_____
k.	14.0-19.4	_____	_____
l.	19.5-27.9	_____	_____
m.	23+	_____	_____

GRADE:

pt (i) 0.0 pt (ii) (4.7, -0.3) pt (iii) (9.8, -1.6) pt (iv) (14.9, -1.1) pt (v) (21.3, -1.1)
 pt (vi) (25.7, -2.2) pt (vii) (33.7, -2.7) pt (viii) (35.4, -2.9) pt (ix) _____ pt (x) _____

	Grade Classes by Gradient (Percent)	Number of Grades (Right- Justified)	Length of Grades in Class (Implied Decimal) (xx.xxx miles)
a.	0.0-0.4	<u>2</u>	<u>.18</u>
b.	0.5-2.4	<u>3</u>	<u>.29</u>
c.	2.5-4.4	_____	_____
d.	4.5-6.4	<u>2</u>	<u>.20</u>
e.	6.5-8.4	_____	_____
f.	8.5-	_____	_____



ROUTE NUMBER: MD 124

STARTING MILE POINT: 2.73

ENDING MILE POINT: 2.91


.18

	Curve Classes by Degree of Curvature	Number of Curves (Right- Justified)	Length of Curves in Class (Implied Decimal) (xx.xxx miles)
a.	0.0-0.4	_____	_____
b.	0.5-1.4	_____	_____
c.	1.5-2.4	_____	_____
d.	2.5-3.4	_____	_____
e.	3.5-4.4	_____	_____
f.	4.5-5.4	_____	_____
g.	5.5-6.9	_____	_____
h.	7.0-8.4	_____	_____
i.	8.5-10.9	_____	_____
j.	11.0-13.9	_____	_____
k.	14.0-19.4	_____	_____
l.	19.5-27.9	_____	_____
m.	23+	_____	_____

GRADE:

pt(i) 0.0 pt(ii) (1.4, -.04) pt(iii) (3, -1) pt(iv) (7.1, -2.4) pt(v) _____
pt(vi) _____ pt(vii) _____ pt(viii) _____ pt(ix) _____ pt(x) _____

	Grade Classes by Gradient (Percent)	Number of Grades (Right- Justified)	Length of Grades in Class (Implied Decimal) (xx.xxx miles)
a.	0.0-0.4	<u>1</u>	<u>.08</u>
b.	0.5-2.4	_____	_____
c.	2.5-4.4	_____	_____
d.	4.5-6.4	_____	_____
e.	6.5-8.4	<u>1</u>	<u>.07</u>
f.	8.5-	<u>1</u>	<u>.03</u>



ROUTE NUMBER: MD 124

STARTING MILE POINT: 2.91

ENDING MILE POINT: 2.93

.02

	Curve Classes by Degree of Curvature	Number of Curves (Right- Justified)	Length of Curves in Class (Implied Decimal) (xx.xxx miles)
a.	0.0-0.4	_____	_____
b.	0.5-1.4	_____	_____
c.	1.5-2.4	_____	_____
d.	2.5-3.4	_____	_____
e.	3.5-4.4	_____	_____
f.	4.5-5.4	_____	_____
g.	5.5-6.9	_____	_____
h.	7.0-8.4	_____	_____
i.	8.5-10.9	_____	_____
j.	11.0-13.9	_____	_____
k.	14.0-19.4	_____	_____
l.	19.5-27.9	_____	_____
m.	23+	_____	_____

GRADE:

pt(i) 0.0 pt(ii) (1.1, -.01) pt(iii) _____ pt(iv) _____ pt(v) _____
pt(vi) _____ pt(vii) _____ pt(viii) _____ pt(ix) _____ pt(x) _____

	Grade Classes by Gradient (Percent)	Number of Grades (Right- Justified)	Length of Grades in Class (Implied Decimal) (xx.xxx miles)
a.	0.0-0.4	_____	_____
b.	0.5-2.4	_____	_____
c.	2.5-4.4	_____	_____
d.	4.5-6.4	_____	_____
e.	6.5-8.4	_____	_____
f.	8.5-	_____	_____

$$\begin{array}{r} 14.92 \\ 14.87 \\ \hline 05 \end{array}$$

9/15 - ✓

9/2 - H | not done ✓

(X)

ROUTE NUMBER: IS 495

STARTING MILE POINT: 13.59

ENDING MILE POINT: 14.21

.62

	Curve Classes by Degree of Curvature	Number of Curves (Right- Justified)	Length of Curves in Class (Implied Decimal) (xx.xxx miles)
a.	0.0-0.4	_____	_____
b.	0.5-1.4	_____	_____
c.	1.5-2.4	_____	_____
d.	2.5-3.4	_____	_____
e.	3.5-4.4	_____	_____
f.	4.5-5.4	_____	_____
g.	5.5-6.9	_____	_____
h.	7.0-8.4	_____	_____
i.	8.5-10.9	_____	_____
j.	11.0-13.9	_____	_____
k.	14.0-19.4	_____	_____
l.	19.5-27.9	_____	_____
m.	23+	_____	_____

GRADE:

pt(i) _____ pt(ii) _____ pt(iii) _____ pt(iv) _____ pt(v) _____
 pt(vi) _____ pt(vii) _____ pt(viii) _____ pt(ix) _____ pt(x) _____

	Grade Classes by Gradient (Percent)	Number of Grades (Right- Justified)	Length of Grades in Class (Implied Decimal) (xx.xxx miles)
a.	0.0-0.4	_____	_____
b.	0.5-2.4	_____	_____
c.	2.5-4.4	_____	_____
d.	4.5-6.4	_____	_____
e.	6.5-8.4	_____	_____
f.	8.5-	_____	_____

ROUTE NUMBER: IS 495 x

STARTING MILE POINT: 0.00


ENDING MILE POINT: 0.12

	Curve Classes by Degree of Curvature	Number of Curves (Right- Justified)	Length of Curves in Class (Implied Decimal) (xx.xxx miles)
a.	0.0-0.4	_____	_____
b.	0.5-1.4	_____	_____
c.	1.5-2.4	_____	_____
d.	2.5-3.4	_____	_____
e.	3.5-4.4	_____	_____
f.	4.5-5.4	_____	_____
g.	5.5-6.9	_____	_____
h.	7.0-8.4	_____	_____
i.	8.5-10.9	_____	_____
j.	11.0-13.9	_____	_____
k.	14.0-19.4	_____	_____
l.	19.5-27.9	_____	_____
m.	23+	_____	_____

GRADE:

pt (i) _____ pt (ii) _____ pt (iii) _____ pt (iv) _____ pt (v) _____
pt (vi) _____ pt (vii) _____ pt (viii) _____ pt (ix) _____ pt (x) _____

	Grade Classes by Gradient (Percent)	Number of Grades (Right- Justified)	Length of Grades in Class (Implied Decimal) (xx.xxx miles)
a.	0.0-0.4	_____	_____
b.	0.5-2.4	_____	_____
c.	2.5-4.4	_____	_____
d.	4.5-6.4	_____	_____
e.	6.5-8.4	_____	_____
f.	8.5-	_____	_____



ROUTE NUMBER: IS 495 X

STARTING MILE POINT: 0.26

ENDING MILE POINT: 1.03


.77

	Curve Classes by Degree of Curvature	Number of Curves (Right- Justified)	Length of Curves in Class (Implied Decimal) (xx.xxx miles)
a.	0.0-0.4	_____	_____
b.	0.5-1.4	_____	_____
c.	1.5-2.4	_____	_____
d.	2.5-3.4	_____	_____
e.	3.5-4.4	_____	_____
f.	4.5-5.4	_____	_____
g.	5.5-6.9	_____	_____
h.	7.0-8.4	_____	_____
i.	8.5-10.9	_____	_____
j.	11.0-13.9	_____	_____
k.	14.0-19.4	_____	_____
l.	19.5-27.9	_____	_____
m.	23+	_____	_____

GRADE:

pt(i) _____ pt(ii) _____ pt(iii) _____ pt(iv) _____ pt(v) _____
pt(vi) _____ pt(vii) _____ pt(viii) _____ pt(ix) _____ pt(x) _____

	Grade Classes by Gradient (Percent)	Number of Grades (Right- Justified)	Length of Grades in Class (Implied Decimal) (xx.xxx miles)
a.	0.0-0.4	_____	_____
b.	0.5-2.4	_____	_____
c.	2.5-4.4	_____	_____
d.	4.5-6.4	_____	_____
e.	6.5-8.4	_____	_____
f.	8.5-	_____	_____



ROUTE NUMBER: IS 495 X

STARTING MILE POINT: 1.05

ENDING MILE POINT: 1.20


.15

	Curve Classes by Degree of Curvature	Number of Curves (Right- Justified)	Length of Curves in Class (Implied Decimal) (xx.xxx miles)
a.	0.0-0.4	_____	_____
b.	0.5-1.4	_____	_____
c.	1.5-2.4	_____	_____
d.	2.5-3.4	_____	_____
e.	3.5-4.4	_____	_____
f.	4.5-5.4	_____	_____
g.	5.5-6.9	_____	_____
h.	7.0-8.4	_____	_____
i.	8.5-10.9	_____	_____
j.	11.0-13.9	_____	_____
k.	14.0-19.4	_____	_____
l.	19.5-27.9	_____	_____
m.	23+	_____	_____

GRADE:

pt(i) _____ pt(ii) _____ pt(iii) _____ pt(iv) _____ pt(v) _____
pt(vi) _____ pt(vii) _____ pt(viii) _____ pt(ix) _____ pt(x) _____

	Grade Classes by Gradient (Percent)	Number of Grades (Right- Justified)	Length of Grades in Class (Implied Decimal) (xx.xxx miles)
a.	0.0-0.4	_____	_____
b.	0.5-2.4	_____	_____
c.	2.5-4.4	_____	_____
d.	4.5-6.4	_____	_____
e.	6.5-8.4	_____	_____
f.	8.5-	_____	_____



ROUTE NUMBER: IS 495x

STARTING MILE POINT: 1.32

ENDING MILE POINT: 1.50


.18

	Curve Classes by Degree of Curvature	Number of Curves (Right- Justified)	Length of Curves in Class (Implied Decimal) (xx.xxx miles)
a.	0.0-0.4	_____	_____
b.	0.5-1.4	_____	_____
c.	1.5-2.4	_____	_____
d.	2.5-3.4	_____	_____
e.	3.5-4.4	_____	_____
f.	4.5-5.4	_____	_____
g.	5.5-6.9	_____	_____
h.	7.0-8.4	_____	_____
i.	8.5-10.9	_____	_____
j.	11.0-13.9	_____	_____
k.	14.0-19.4	_____	_____
l.	19.5-27.9	_____	_____
m.	23+	_____	_____

GRADE:

pt(i) _____ pt(ii) _____ pt(iii) _____ pt(iv) _____ pt(v) _____
pt(vi) _____ pt(vii) _____ pt(viii) _____ pt(ix) _____ pt(x) _____

	Grade Classes by Gradient (Percent)	Number of Grades (Right- Justified)	Length of Grades in Class (Implied Decimal) (xx.xxx miles)
a.	0.0-0.4	_____	_____
b.	0.5-2.4	_____	_____
c.	2.5-4.4	_____	_____
d.	4.5-6.4	_____	_____
e.	6.5-8.4	_____	_____
f.	8.5-	_____	_____



ROUTE NUMBER: IS 495 X

STARTING MILE POINT: 1.50

ENDING MILE POINT: 1.52


.02

	Curve Classes by Degree of Curvature	Number of Curves (Right- Justified)	Length of Curves in Class (Implied Decimal) (xx.xxx miles)
a.	0.0-0.4	_____	_____
b.	0.5-1.4	_____	_____
c.	1.5-2.4	_____	_____
d.	2.5-3.4	_____	_____
e.	3.5-4.4	_____	_____
f.	4.5-5.4	_____	_____
g.	5.5-6.9	_____	_____
h.	7.0-8.4	_____	_____
i.	8.5-10.9	_____	_____
j.	11.0-13.9	_____	_____
k.	14.0-19.4	_____	_____
l.	19.5-27.9	_____	_____
m.	23+	_____	_____

GRADE:

pt(i) _____ pt(ii) _____ pt(iii) _____ pt(iv) _____ pt(v) _____
pt(vi) _____ pt(vii) _____ pt(viii) _____ pt(ix) _____ pt(x) _____

	Grade Classes by Gradient (Percent)	Number of Grades (Right- Justified)	Length of Grades in Class (Implied Decimal) (xx.xxx miles)
a.	0.0-0.4	_____	_____
b.	0.5-2.4	_____	_____
c.	2.5-4.4	_____	_____
d.	4.5-6.4	_____	_____
e.	6.5-8.4	_____	_____
f.	8.5-	_____	_____



ROUTE NUMBER: MD 27

STARTING MILE POINT: 3.73

ENDING MILE POINT: 5.57


1.84

	Curve Classes by Degree of Curvature	Number of Curves (Right- Justified)	Length of Curves in Class (Implied Decimal) (xx.xxx miles)
a.	0.0-0.4	_____	_____
b.	0.5-1.4	_____	_____
c.	1.5-2.4	_____	_____
d.	2.5-3.4	_____	_____
e.	3.5-4.4	_____	_____
f.	4.5-5.4	_____	_____
g.	5.5-6.9	_____	_____
h.	7.0-8.4	_____	_____
i.	8.5-10.9	_____	_____
j.	11.0-13.9	_____	_____
k.	14.0-19.4	_____	_____
l.	19.5-27.9	_____	_____
m.	23+	_____	_____

GRADE:

pt(i) _____ pt(ii) _____ pt(iii) _____ pt(iv) _____ pt(v) _____
pt(vi) _____ pt(vii) _____ pt(viii) _____ pt(ix) _____ pt(x) _____

	Grade Classes by Gradient (Percent)	Number of Grades (Right- Justified)	Length of Grades in Class (Implied Decimal) (xx.xxx miles)
a.	0.0-0.4	_____	_____
b.	0.5-2.4	_____	_____
c.	2.5-4.4	_____	_____
d.	4.5-6.4	_____	_____
e.	6.5-8.4	_____	_____
f.	8.5-	_____	_____



ROUTE NUMBER: MD 28

STARTING MILE POINT: 2.11

ENDING MILE POINT: 4.35


2.24

	Curve Classes by Degree of Curvature	Number of Curves (Right- Justified)	Length of Curves in Class (Implied Decimal) (xx.xxx miles)
a.	0.0-0.4	_____	_____
b.	0.5-1.4	_____	_____
c.	1.5-2.4	_____	_____
d.	2.5-3.4	_____	_____
e.	3.5-4.4	_____	_____
f.	4.5-5.4	_____	_____
g.	5.5-6.9	_____	_____
h.	7.0-8.4	_____	_____
i.	8.5-10.9	_____	_____
j.	11.0-13.9	_____	_____
k.	14.0-19.4	_____	_____
l.	19.5-27.9	_____	_____
m.	23+	_____	_____

GRADE:

pt(i) _____ pt(ii) _____ pt(iii) _____ pt(iv) _____ pt(v) _____
pt(vi) _____ pt(vii) _____ pt(viii) _____ pt(ix) _____ pt(x) _____

	Grade Classes by Gradient (Percent)	Number of Grades (Right- Justified)	Length of Grades in Class (Implied Decimal) (xx.xxx miles)
a.	0.0-0.4	_____	_____
b.	0.5-2.4	_____	_____
c.	2.5-4.4	_____	_____
d.	4.5-6.4	_____	_____
e.	6.5-8.4	_____	_____
f.	8.5-	_____	_____



ROUTE NUMBER: MD 28

STARTING MILE POINT: 11.45

ENDING MILE POINT: 12.24


.79

	Curve Classes by Degree of Curvature	Number of Curves (Right- Justified)	Length of Curves in Class (Implied Decimal) (xx.xxx miles)
a.	0.0-0.4	_____	_____
b.	0.5-1.4	_____	_____
c.	1.5-2.4	_____	_____
d.	2.5-3.4	_____	_____
e.	3.5-4.4	_____	_____
f.	4.5-5.4	_____	_____
g.	5.5-6.9	_____	_____
h.	7.0-8.4	_____	_____
i.	8.5-10.9	_____	_____
j.	11.0-13.9	_____	_____
k.	14.0-19.4	_____	_____
l.	19.5-27.9	_____	_____
m.	23+	_____	_____

GRADE:

pt(i) _____ pt(ii) _____ pt(iii) _____ pt(iv) _____ pt(v) _____
 pt(vi) _____ pt(vii) _____ pt(viii) _____ pt(ix) _____ pt(x) _____

	Grade Classes by Gradient (Percent)	Number of Grades (Right- Justified)	Length of Grades in Class (Implied Decimal) (xx.xxx miles)
a.	0.0-0.4	_____	_____
b.	0.5-2.4	_____	_____
c.	2.5-4.4	_____	_____
d.	4.5-6.4	_____	_____
e.	6.5-8.4	_____	_____
f.	8.5-	_____	_____



5

ROUTE NUMBER: MD 28

STARTING MILE POINT: 12.24

ENDING MILE POINT: 12.33


	Curve Classes by Degree of Curvature	Number of Curves (Right- Justified)	Length of Curves in Class (Implied Decimal) (xx.xxx miles)
a.	0.0-0.4	_____	_____
b.	0.5-1.4	_____	_____
c.	1.5-2.4	_____	_____
d.	2.5-3.4	_____	_____
e.	3.5-4.4	_____	_____
f.	4.5-5.4	_____	_____
g.	5.5-6.9	_____	_____
h.	7.0-8.4	_____	_____
i.	8.5-10.9	_____	_____
j.	11.0-13.9	_____	_____
k.	14.0-19.4	_____	_____
l.	19.5-27.9	_____	_____
m.	23+	_____	_____

.09

GRADE:

pt(i) _____ pt(ii) _____ pt(iii) _____ pt(iv) _____ pt(v) _____
 pt(vi) _____ pt(vii) _____ pt(viii) _____ pt(ix) _____ pt(x) _____

	Grade Classes by Gradient (Percent)	Number of Grades (Right- Justified)	Length of Grades in Class (Implied Decimal) (xx.xxx miles)
a.	0.0-0.4	_____	_____
b.	0.5-2.4	_____	_____
c.	2.5-4.4	_____	_____
d.	4.5-6.4	_____	_____
e.	6.5-8.4	_____	_____
f.	8.5-	_____	_____



5

ROUTE NUMBER: MD 28

STARTING MILE POINT: 12.33

ENDING MILE POINT: 12.43


	Curve Classes by Degree of Curvature	Number of Curves (Right- Justified)	Length of Curves in Class (Implied Decimal) (xx.xxx miles)
a.	0.0-0.4	_____	_____
b.	0.5-1.4	_____	_____
c.	1.5-2.4	_____	_____
d.	2.5-3.4	_____	_____
e.	3.5-4.4	_____	_____
f.	4.5-5.4	_____	_____
g.	5.5-6.9	_____	_____
h.	7.0-8.4	_____	_____
i.	8.5-10.9	_____	_____
j.	11.0-13.9	_____	_____
k.	14.0-19.4	_____	_____
l.	19.5-27.9	_____	_____
m.	23+	_____	_____

.10

GRADE:

pt(i) _____ pt(ii) _____ pt(iii) _____ pt(iv) _____ pt(v) _____
 pt(vi) _____ pt(vii) _____ pt(viii) _____ pt(ix) _____ pt(x) _____

	Grade Classes by Gradient (Percent)	Number of Grades (Right- Justified)	Length of Grades in Class (Implied Decimal) (xx.xxx miles)
a.	0.0-0.4	_____	_____
b.	0.5-2.4	_____	_____
c.	2.5-4.4	_____	_____
d.	4.5-6.4	_____	_____
e.	6.5-8.4	_____	_____
f.	8.5-	_____	_____



done

V- 3/26
9:45AM:
H -3/30 10:41
-3/31 10:29

ROUTE NUMBER: MD 90

STARTING MILE POINT: 0.70

ENDING MILE POINT: 1.32


.62

	Curve Classes by Degree of Curvature	Number of Curves (Right-Justified)	Length of Curves in Class (Implied Decimal) (xx.xxx miles)
a.	0.0-0.4	<u>1</u>	<u>0.62</u>
b.	0.5-1.4	_____	_____
c.	1.5-2.4	_____	_____
d.	2.5-3.4	_____	_____
e.	3.5-4.4	_____	_____
f.	4.5-5.4	_____	_____
g.	5.5-6.9	_____	_____
h.	7.0-8.4	_____	_____
i.	8.5-10.9	_____	_____
j.	11.0-13.9	_____	_____
k.	14.0-19.4	_____	_____
l.	19.5-27.9	_____	_____
m.	23+	_____	_____

GRADE:

pt(i) (0.0) pt(ii) (4.5, -0.5) pt(iii) (17.5, -0.1) pt(iv) (32.3, -0.9) pt(v) _____
 pt(vi) _____ pt(vii) _____ pt(viii) _____ pt(ix) _____ pt(x) _____

	Grade Classes by Gradient (Percent)	Number of Grades (Right-Justified)	Length of Grades in Class (Implied Decimal) (xx.xxx miles)
a.	0.0-0.4	<u>1</u>	<u>0.29</u>
b.	0.5-2.4	<u>2</u>	<u>0.33</u>
c.	2.5-4.4	_____	_____
d.	4.5-6.4	_____	_____
e.	6.5-8.4	_____	_____
f.	8.5-	_____	_____



ROUTE NUMBER: MD 90

STARTING MILE POINT: 1.32

ENDING MILE POINT: 1.83


.51

	Curve Classes by Degree of Curvature	Number of Curves (Right- Justified)	Length of Curves in Class (Implied Decimal) (xx.xxx miles)
a.	0.0-0.4	<u>1</u>	<u>0.51</u>
b.	0.5-1.4	_____	_____
c.	1.5-2.4	_____	_____
d.	2.5-3.4	_____	_____
e.	3.5-4.4	_____	_____
f.	4.5-5.4	_____	_____
g.	5.5-6.9	_____	_____
h.	7.0-8.4	_____	_____
i.	8.5-10.9	_____	_____
j.	11.0-13.9	_____	_____
k.	14.0-19.4	_____	_____
l.	19.5-27.9	_____	_____
m.	23+	_____	_____

GRADE:

pt (i) (0,0) pt (ii) (9.3, 0.1) pt (iii) (23, -0.3) pt (iv) (27, -0.3) pt (v) _____
pt (vi) _____ pt (vii) _____ pt (viii) _____ pt (ix) _____ pt (x) _____

	Grade Classes by Gradient (Percent)	Number of Grades (Right- Justified)	Length of Grades in Class (Implied Decimal) (xx.xxx miles)
a.	0.0-0.4	<u>2</u>	<u>0.25</u>
b.	0.5-2.4	<u>1</u>	<u>0.26</u>
c.	2.5-4.4	_____	_____
d.	4.5-6.4	_____	_____
e.	6.5-8.4	_____	_____
f.	8.5-	_____	_____



ROUTE NUMBER: MD 90

STARTING MILE POINT: 4.49

ENDING MILE POINT: 6.09


1.6

	Curve Classes by Degree of Curvature	Number of Curves (Right-Justified)	Length of Curves in Class (Implied Decimal) (xx.xxx miles)
a.	0.0-0.4 →	<u>1</u>	<u>1.60</u>
b.	0.5-1.4	_____	_____
c.	1.5-2.4	_____	_____
d.	2.5-3.4	_____	_____
e.	3.5-4.4	_____	_____
f.	4.5-5.4	_____	_____
g.	5.5-6.9	_____	_____
h.	7.0-8.4	_____	_____
i.	8.5-10.9	_____	_____
j.	11.0-13.9	_____	_____
k.	14.0-19.4	_____	_____
l.	19.5-27.9	_____	_____
m.	23+	_____	_____

GRADE:

pt (i) <u>(0, 0)</u>	pt (ii) <u>(10.9, -0.9)</u>	pt (iii) <u>(43.5, -1)</u>	pt (iv) <u>(69.4, -2.5)</u>	pt (v) <u>(81.6, -2)</u>
pt (vi) <u>(84.3, -2.5)</u>	pt (vii) _____	pt (viii) _____	pt (ix) _____	pt (x) _____

	Grade Classes by Gradient (Percent)	Number of Grades (Right-Justified)	Length of Grades in Class (Implied Decimal) (xx.xxx miles)
a.	0.0-0.4	<u>1</u>	<u>0.62</u>
b.	0.5-2.4	<u>3</u>	<u>0.92</u>
c.	2.5-4.4	<u>1</u>	<u>0.06</u>
d.	4.5-6.4	_____	_____
e.	6.5-8.4	_____	_____
f.	8.5-	_____	_____



ROUTE NUMBER: MD 90

STARTING MILE POINT: 6.09

ENDING MILE POINT: 9.28


3.19

Curve Classes by Degree of Curvature	Number of Curves (Right-Justified)	Length of Curves in Class (Implied Decimal) (xx.xxx miles)
a. 0.0-0.4	<u>1</u>	<u>2.09</u>
b. 0.5-1.4	<u>1</u>	<u>0.10</u>
c. 1.5-2.4	_____	_____
d. 2.5-3.4	_____	_____
e. 3.5-4.4	_____	_____
f. 4.5-5.4	_____	_____
g. 5.5-6.9	_____	_____
h. 7.0-8.4	_____	_____
i. 8.5-10.9	_____	_____
j. 11.0-13.9	_____	_____
k. 14.0-19.4	_____	_____
l. 19.5-27.9	_____	_____
m. 23+	_____	_____

GRADE:

pt(i) (10, 0) pt(ii) (19.9, -1.5) pt(iii) (38.3, -1.5) pt(iv) (47.5, -1.9) pt(v) (57.5, -1.9)
 pt(vi) (82.8, -2.4) pt(vii) (91.9, -2.4) pt(viii) (102.4, -3.2) pt(ix) (120, -3.5) pt(x) (139, -2.8)
(144.9, -5.3) (158.4, -5.5)

Grade Classes by Gradient (Percent)	Number of Grades (Right-Justified)	Length of Grades in Class (Implied Decimal) (xx.xxx miles)
a. 0.0-0.4	<u>5</u>	<u>1.76</u>
b. 0.5-2.4	<u>5</u>	<u>1.29</u>
c. 2.5-4.4	_____	_____
d. 4.5-6.4	_____	_____
e. 6.5-8.4	_____	_____
f. 8.5-	<u>1</u>	<u>0.14</u>



ROUTE NUMBER: MD 90

STARTING MILE POINT: 9.28

ENDING MILE POINT: 9.53


125

	Curve Classes by Degree of Curvature	Number of Curves (Right- Justified)	Length of Curves in Class (Implied Decimal) (xx.xxx miles)
a.	0.0-0.4	<u>1</u>	<u>0.25</u>
b.	0.5-1.4	_____	_____
c.	1.5-2.4	_____	_____
d.	2.5-3.4	_____	_____
e.	3.5-4.4	_____	_____
f.	4.5-5.4	_____	_____
g.	5.5-6.9	_____	_____
h.	7.0-8.4	_____	_____
i.	8.5-10.9	_____	_____
j.	11.0-13.9	_____	_____
k.	14.0-19.4	_____	_____
l.	19.5-27.9	_____	_____
m.	23+	_____	_____

GRADE:

pt(i) (0,0) pt(ii) (9.4, -0.5) pt(iii) (13.2, -0.6) pt(iv) _____ pt(v) _____
pt(vi) _____ pt(vii) _____ pt(viii) _____ pt(ix) _____ pt(x) _____

	Grade Classes by Gradient (Percent)	Number of Grades (Right- Justified)	Length of Grades in Class (Implied Decimal) (xx.xxx miles)
a.	0.0-0.4	_____	_____
b.	0.5-2.4	<u>2</u>	<u>0.25</u>
c.	2.5-4.4	_____	_____
d.	4.5-6.4	_____	_____
e.	6.5-8.4	_____	_____
f.	8.5-	_____	_____



ROUTE NUMBER: MD 90

STARTING MILE POINT: 10.74

ENDING MILE POINT: 11.41


.67

	Curve Classes by Degree of Curvature	Number of Curves (Right-Justified)	Length of Curves in Class (Implied Decimal) (xx.xxx miles)
a.	0.0-0.4	<u>1</u>	<u>0.67</u>
b.	0.5-1.4	_____	_____
c.	1.5-2.4	_____	_____
d.	2.5-3.4	_____	_____
e.	3.5-4.4	_____	_____
f.	4.5-5.4	_____	_____
g.	5.5-6.9	_____	_____
h.	7.0-8.4	_____	_____
i.	8.5-10.9	_____	_____
j.	11.0-13.9	_____	_____
k.	14.0-19.4	_____	_____
l.	19.5-27.9	_____	_____
m.	23+	_____	_____

GRADE:

pt(i) (0,0) pt(ii) (8, -0.8) pt(iii) (25, -1.5) pt(iv) (35.4, -2.1) pt(v) _____
 pt(vi) _____ pt(vii) _____ pt(viii) _____ pt(ix) _____ pt(x) _____

	Grade Classes by Gradient (Percent)	Number of Grades (Right-Justified)	Length of Grades in Class (Implied Decimal) (xx.xxx miles)
a.	0.0-0.4	_____	_____
b.	0.5-2.4	<u>3</u>	<u>0.67</u>
c.	2.5-4.4	_____	_____
d.	4.5-6.4	_____	_____
e.	6.5-8.4	_____	_____
f.	8.5-	_____	_____



ROUTE NUMBER: MD 90

STARTING MILE POINT: 11.41

ENDING MILE POINT: 11.46


.05

	Curve Classes by Degree of Curvature	Number of Curves (Right- Justified)	Length of Curves in Class (Implied Decimal) (xx.xxx miles)
a.	0.0-0.4	<u>1</u>	<u>0.05</u>
b.	0.5-1.4	_____	_____
c.	1.5-2.4	_____	_____
d.	2.5-3.4	_____	_____
e.	3.5-4.4	_____	_____
f.	4.5-5.4	_____	_____
g.	5.5-6.9	_____	_____
h.	7.0-8.4	_____	_____
i.	8.5-10.9	_____	_____
j.	11.0-13.9	_____	_____
k.	14.0-19.4	_____	_____
l.	19.5-27.9	_____	_____
m.	23+	_____	_____

GRADE:

pt (i) (0.0) pt (ii) (2.7 - 0.2) pt (iii) _____ pt (iv) _____ pt (v) _____
pt (vi) _____ pt (vii) _____ pt (viii) _____ pt (ix) _____ pt (x) _____

	Grade Classes by Gradient (Percent)	Number of Grades (Right- Justified)	Length of Grades in Class (Implied Decimal) (xx.xxx miles)
a.	0.0-0.4	_____	_____
b.	0.5-2.4	<u>1</u>	<u>0.05</u>
c.	2.5-4.4	_____	_____
d.	4.5-6.4	_____	_____
e.	6.5-8.4	_____	_____
f.	8.5-	_____	_____



ROUTE NUMBER: MD 90

STARTING MILE POINT: 11.46


ENDING MILE POINT: 11.65

	Curve Classes by Degree of Curvature	Number of Curves (Right- Justified)	Length of Curves in Class (Implied Decimal) (xx.xxx miles)
a.	0.0-0.4	<u>1</u>	<u>0.19</u>
b.	0.5-1.4	_____	_____
c.	1.5-2.4	_____	_____
d.	2.5-3.4	_____	_____
e.	3.5-4.4	_____	_____
f.	4.5-5.4	_____	_____
g.	5.5-6.9	_____	_____
h.	7.0-8.4	_____	_____
i.	8.5-10.9	_____	_____
j.	11.0-13.9	_____	_____
k.	14.0-19.4	_____	_____
l.	19.5-27.9	_____	_____
m.	23+	_____	_____

GRADE:

pt(i) (0.0) pt(ii) (5.302) pt(iii) (10.1-1.0) pt(iv) _____ pt(v) _____
pt(vi) _____ pt(vii) _____ pt(viii) _____ pt(ix) _____ pt(x) _____

	Grade Classes by Gradient (Percent)	Number of Grades (Right- Justified)	Length of Grades in Class (Implied Decimal) (xx.xxx miles)
a.	0.0-0.4	_____	_____
b.	0.5-2.4	<u>1</u>	<u>0.10</u>
c.	2.5-4.4	<u>1</u>	<u>0.09</u>
d.	4.5-6.4	_____	_____
e.	6.5-8.4	_____	_____
f.	8.5-	_____	_____



ROUTE NUMBER: MD 90

STARTING MILE POINT: 11.65

ENDING MILE POINT: 11.75


.1

	Curve Classes by Degree of Curvature	Number of Curves (Right- Justified)	Length of Curves in Class (Implied Decimal) (xx.xxx miles)
a.	0.0-0.4	<u>1</u>	<u>0.10</u>
b.	0.5-1.4	_____	_____
c.	1.5-2.4	_____	_____
d.	2.5-3.4	_____	_____
e.	3.5-4.4	_____	_____
f.	4.5-5.4	_____	_____
g.	5.5-6.9	_____	_____
h.	7.0-8.4	_____	_____
i.	8.5-10.9	_____	_____
j.	11.0-13.9	_____	_____
k.	14.0-19.4	_____	_____
l.	19.5-27.9	_____	_____
m.	23+	_____	_____

GRADE:

pt(i) (0.0) pt(ii) (5.3-0.7) pt(iii) _____ pt(iv) _____ pt(v) _____
pt(vi) _____ pt(vii) _____ pt(viii) _____ pt(ix) _____ pt(x) _____

	Grade Classes by Gradient (Percent)	Number of Grades (Right- Justified)	Length of Grades in Class (Implied Decimal) (xx.xxx miles)
a.	0.0-0.4	_____	_____
b.	0.5-2.4	_____	_____
c.	2.5-4.4	<u>1</u>	<u>0.10</u>
d.	4.5-6.4	_____	_____
e.	6.5-8.4	_____	_____
f.	8.5-	_____	_____



ROUTE NUMBER: MD 90

STARTING MILE POINT: 11.75

ENDING MILE POINT: 11.88


.13

	Curve Classes by Degree of Curvature	Number of Curves (Right- Justified)	Length of Curves in Class (Implied Decimal) (xx.xxx miles)
a.	0.0-0.4	<u>1</u>	<u>0.13</u>
b.	0.5-1.4	_____	_____
c.	1.5-2.4	_____	_____
d.	2.5-3.4	_____	_____
e.	3.5-4.4	_____	_____
f.	4.5-5.4	_____	_____
g.	5.5-6.9	_____	_____
h.	7.0-8.4	_____	_____
i.	8.5-10.9	_____	_____
j.	11.0-13.9	_____	_____
k.	14.0-19.4	_____	_____
l.	19.5-27.9	_____	_____
m.	23+	_____	_____

GRADE:

pt (i) (0.0) pt (ii) (2.7, 0.4) pt (iii) (5.7, -1.2) pt (iv) _____ pt (v) _____
pt (vi) _____ pt (vii) _____ pt (viii) _____ pt (ix) _____ pt (x) _____

	Grade Classes by Gradient (Percent)	Number of Grades (Right- Justified)	Length of Grades in Class (Implied Decimal) (xx.xxx miles)
a.	0.0-0.4	_____	_____
b.	0.5-2.4	_____	_____
c.	2.5-4.4	<u>1</u>	<u>0.06</u>
d.	4.5-6.4	<u>1</u>	<u>0.07</u>
e.	6.5-8.4	_____	_____
f.	8.5-	_____	_____



H-9/1
3:00

15-9/4

ROUTE NUMBER: IS 270

STARTING MILE POINT: 15.26

ENDING MILE POINT: 15.64


.38

	Curve Classes by Degree of Curvature	Number of Curves (Right- Justified)	Length of Curves in Class (Implied Decimal) (xx.xxx miles)
a.	0.0-0.4	_____	_____
b.	0.5-1.4	_____	_____
c.	1.5-2.4	_____	_____
d.	2.5-3.4	_____	_____
e.	3.5-4.4	_____	_____
f.	4.5-5.4	_____	_____
g.	5.5-6.9	_____	_____
h.	7.0-8.4	_____	_____
i.	8.5-10.9	_____	_____
j.	11.0-13.9	_____	_____
k.	14.0-19.4	_____	_____
l.	19.5-27.9	_____	_____
m.	23+	_____	_____

GRADE:

pt(i) 0.0 pt(ii) (4.7, -0.5) pt(iii) (14.3, -2.4) pt(iv) (20.6, -3.9) pt(v) _____
 pt(vi) _____ pt(vii) _____ pt(viii) _____ pt(ix) _____ pt(x) _____

	Grade Classes by Gradient (Percent)	Number of Grades (Right- Justified)	Length of Grades in Class (Implied Decimal) (xx.xxx miles)
a.	0.0-0.4	<u>1</u>	<u>.06</u>
b.	0.5-2.4	_____	_____
c.	2.5-4.4	_____	_____
d.	4.5-6.4	<u>2</u>	<u>.32</u>
e.	6.5-8.4	_____	_____
f.	8.5-	_____	_____



ROUTE NUMBER: IS 270

STARTING MILE POINT: 15.64

ENDING MILE POINT: 17.15


1.51

Curve Classes by Degree of Curvature	Number of Curves (Right-Justified)	Length of Curves in Class (Implied Decimal) (xx.xxx miles)
a. 0.0-0.4	_____	_____
b. 0.5-1.4	_____	_____
c. 1.5-2.4	_____	_____
d. 2.5-3.4	_____	_____
e. 3.5-4.4	_____	_____
f. 4.5-5.4	_____	_____
g. 5.5-6.9	_____	_____
h. 7.0-8.4	_____	_____
i. 8.5-10.9	_____	_____
j. 11.0-13.9	_____	_____
k. 14.0-19.4	_____	_____
l. 19.5-27.9	_____	_____
m. 23+	_____	_____

GRADE:

pt (i) (0,0) pt (ii) (11, -2.4) pt (iii) (23.9, -2.8) pt (iv) (33.2; 2.4) pt (v) (53.5, -3.3)
pt (vi) (58.5, -3.5) pt (vii) (77.3, -4.1) pt (viii) (79.8, -4.3) pt (ix) _____ pt (x) _____

Grade Classes by Gradient (Percent)	Number of Grades (Right-Justified)	Length of Grades in Class (Implied Decimal) (xx.xxx miles)
a. 0.0-0.4	_____	_____
b. 0.5-2.4	<u>6</u>	<u>1.29</u>
c. 2.5-4.4	<u>1</u>	<u>.21</u>
d. 4.5-6.4	_____	_____
e. 6.5-8.4	_____	_____
f. 8.5-	_____	_____



ROUTE NUMBER: IS 270

STARTING MILE POINT: 17.15

ENDING MILE POINT: 17.60


.45

	Curve Classes by Degree of Curvature	Number of Curves (Right- Justified)	Length of Curves in Class (Implied Decimal) (xx.xxx miles)
a.	0.0-0.4	_____	_____
b.	0.5-1.4	_____	_____
c.	1.5-2.4	_____	_____
d.	2.5-3.4	_____	_____
e.	3.5-4.4	_____	_____
f.	4.5-5.4	_____	_____
g.	5.5-6.9	_____	_____
h.	7.0-8.4	_____	_____
i.	8.5-10.9	_____	_____
j.	11.0-13.9	_____	_____
k.	14.0-19.4	_____	_____
l.	19.5-27.9	_____	_____
m.	23+	_____	_____

GRADE:

pt(i) 0.0 pt(ii) (3.5, -0.4) pt(iii) (16, -2.1) pt(iv) (23.8, -3) pt(v) _____
pt(vi) _____ pt(vii) _____ pt(viii) _____ pt(ix) _____ pt(x) _____

	Grade Classes by Gradient (Percent)	Number of Grades (Right- Justified)	Length of Grades in Class (Implied Decimal) (xx.xxx miles)
a.	0.0-0.4	<u>1</u>	<u>.06</u>
b.	0.5-2.4	<u>1</u>	<u>.15</u>
c.	2.5-4.4	<u>1</u>	<u>.24</u>
d.	4.5-6.4	_____	_____
e.	6.5-8.4	_____	_____
f.	8.5-	_____	_____



ROUTE NUMBER: IS 270

STARTING MILE POINT: 17.60

ENDING MILE POINT: 18.64


1.04

	Curve Classes by Degree of Curvature	Number of Curves (Right- Justified)	Length of Curves in Class (Implied Decimal) (xx.xxx miles)
a.	0.0-0.4	_____	_____
b.	0.5-1.4	_____	_____
c.	1.5-2.4	_____	_____
d.	2.5-3.4	_____	_____
e.	3.5-4.4	_____	_____
f.	4.5-5.4	_____	_____
g.	5.5-6.9	_____	_____
h.	7.0-8.4	_____	_____
i.	8.5-10.9	_____	_____
j.	11.0-13.9	_____	_____
k.	14.0-19.4	_____	_____
l.	19.5-27.9	_____	_____
m.	23+	_____	_____

GRADE:

pt (i) 0.0 pt (ii) (18.1, -2.2) pt (iii) (33.2, -4.3) pt (iv) (47.1, -6.4) pt (v) (50.9, -7.7)
pt (vi) _____ pt (vii) _____ pt (viii) _____ pt (ix) _____ pt (x) _____

	Grade Classes by Gradient (Percent)	Number of Grades (Right- Justified)	Length of Grades in Class (Implied Decimal) (xx.xxx miles)
a.	0.0-0.4	_____	_____
b.	0.5-2.4	_____	_____
c.	2.5-4.4	_____	_____
d.	4.5-6.4	_____	_____
e.	6.5-8.4	_____	_____
f.	8.5-	_____	_____



ROUTE NUMBER: IS 270

STARTING MILE POINT: 18.64


ENDING MILE POINT: 20.44

	Curve Classes by Degree of Curvature	Number of Curves (Right- Justified)	Length of Curves in Class (Implied Decimal) (xx.xxx miles)
a.	0.0-0.4	_____	_____
b.	0.5-1.4	_____	_____
c.	1.5-2.4	_____	_____
d.	2.5-3.4	_____	_____
e.	3.5-4.4	_____	_____
f.	4.5-5.4	_____	_____
g.	5.5-6.9	_____	_____
h.	7.0-8.4	_____	_____
i.	8.5-10.9	_____	_____
j.	11.0-13.9	_____	_____
k.	14.0-19.4	_____	_____
l.	19.5-27.9	_____	_____
m.	23+	_____	_____

1.8

GRADE:
pt (i) 0.0 pt (ii) (17.3, -2.6) pt (iii) (39, -4) pt (iv) (52.4, -5.5) pt (v) (61, -7.2)
pt (vi) (72, -7.4) pt (vii) (84.8, -6.7) pt (viii) (95.1, -7.4) pt (ix) _____ pt (x) _____

	Grade Classes by Gradient (Percent)	Number of Grades (Right- Justified)	Length of Grades in Class (Implied Decimal) (xx.xxx miles)
a.	0.0-0.4	_____	_____
b.	0.5-2.4	_____	_____
c.	2.5-4.4	_____	_____
d.	4.5-6.4	_____	_____
e.	6.5-8.4	_____	_____
f.	8.5-	_____	_____



ROUTE NUMBER: IS 270

STARTING MILE POINT: 20.44

ENDING MILE POINT: 22.09


1.65

	Curve Classes by Degree of Curvature	Number of Curves (Right- Justified)	Length of Curves in Class (Implied Decimal) (xx.xxx miles)
a.	0.0-0.4	_____	_____
b.	0.5-1.4	_____	_____
c.	1.5-2.4	_____	_____
d.	2.5-3.4	_____	_____
e.	3.5-4.4	_____	_____
f.	4.5-5.4	_____	_____
g.	5.5-6.9	_____	_____
h.	7.0-8.4	_____	_____
i.	8.5-10.9	_____	_____
j.	11.0-13.9	_____	_____
k.	14.0-19.4	_____	_____
l.	19.5-27.9	_____	_____
m.	23+	_____	_____

GRADE:

pt (i) 0.0 pt (ii) (6, -.04) pt (iii) (31.4, -.02) pt (iv) (55.5, -.52) pt (v) (67.5, -6.5)
pt (vi) (82.4, -8.7) pt (vii) (87.1, -8.8) pt (viii) _____ pt (ix) _____ pt (x) _____

	Grade Classes by Gradient (Percent)	Number of Grades (Right- Justified)	Length of Grades in Class (Implied Decimal) (xx.xxx miles)
a.	0.0-0.4	_____	_____
b.	0.5-2.4	_____	_____
c.	2.5-4.4	_____	_____
d.	4.5-6.4	_____	_____
e.	6.5-8.4	_____	_____
f.	8.5-	_____	_____



ROUTE NUMBER: IS 270

STARTING MILE POINT: 22.50


ENDING MILE POINT: 22.72

	Curve Classes by Degree of Curvature	Number of Curves (Right- Justified)	Length of Curves in Class (Implied Decimal) (xx.xxx miles)
a.	0.0-0.4	_____	_____
b.	0.5-1.4	_____	_____
c.	1.5-2.4	_____	_____
d.	2.5-3.4	_____	_____
e.	3.5-4.4	_____	_____
f.	4.5-5.4	_____	_____
g.	5.5-6.9	_____	_____
h.	7.0-8.4	_____	_____
i.	8.5-10.9	_____	_____
j.	11.0-13.9	_____	_____
k.	14.0-19.4	_____	_____
l.	19.5-27.9	_____	_____
m.	23+	_____	_____

GRADE:

pt(i) 0.0 pt(ii) (4.5, -1.4) pt(iii) (11.6, -4.4) pt(iv) _____ pt(v) _____
 pt(vi) _____ pt(vii) _____ pt(viii) _____ pt(ix) _____ pt(x) _____

	Grade Classes by Gradient (Percent)	Number of Grades (Right- Justified)	Length of Grades in Class (Implied Decimal) (xx.xxx miles)
a.	0.0-0.4	_____	_____
b.	0.5-2.4	_____	_____
c.	2.5-4.4	_____	_____
d.	4.5-6.4	_____	_____
e.	6.5-8.4	<u>1</u>	<u>.14</u>
f.	8.5-	<u>1</u>	<u>.05</u>



ROUTE NUMBER: IS 270 Y

STARTING MILE POINT: 0.00


ENDING MILE POINT: 0.31

	Curve Classes by Degree of Curvature	Number of Curves (Right- Justified)	Length of Curves in Class (Implied Decimal) (xx.xxx miles)
a.	0.0-0.4	_____	_____
b.	0.5-1.4	_____	_____
c.	1.5-2.4	_____	_____
d.	2.5-3.4	_____	_____
e.	3.5-4.4	_____	_____
f.	4.5-5.4	_____	_____
g.	5.5-6.9	_____	_____
h.	7.0-8.4	_____	_____
i.	8.5-10.9	_____	_____
j.	11.0-13.9	_____	_____
k.	14.0-19.4	_____	_____
l.	19.5-27.9	_____	_____
m.	23+	_____	_____

GRADE:

pt(i) (0,0) pt(ii) (7, -.06) pt(iii) (16.4, -.07) pt(iv) _____ pt(v) _____
pt(vi) _____ pt(vii) _____ pt(viii) _____ pt(ix) _____ pt(x) _____

	Grade Classes by Gradient (Percent)	Number of Grades (Right- Justified)	Length of Grades in Class (Implied Decimal) (xx.xxx miles)
a.	0.0-0.4	_____	_____
b.	0.5-2.4	_____	_____
c.	2.5-4.4	_____	_____
d.	4.5-6.4	_____	_____
e.	6.5-8.4	_____	_____
f.	8.5-	_____	_____



ROUTE NUMBER: IS 370

STARTING MILE POINT: 1.16

ENDING MILE POINT: 1.42


.26

	Curve Classes by Degree of Curvature	Number of Curves (Right- Justified)	Length of Curves in Class (Implied Decimal) (xx.xxx miles)
a.	0.0-0.4	_____	_____
b.	0.5-1.4	_____	_____
c.	1.5-2.4	_____	_____
d.	2.5-3.4	_____	_____
e.	3.5-4.4	_____	_____
f.	4.5-5.4	_____	_____
g.	5.5-6.9	_____	_____
h.	7.0-8.4	_____	_____
i.	8.5-10.9	_____	_____
j.	11.0-13.9	_____	_____
k.	14.0-19.4	_____	_____
l.	19.5-27.9	_____	_____
m.	23+	_____	_____

GRADE:

pt(i) _____ pt(ii) _____ pt(iii) _____ pt(iv) _____ pt(v) _____
pt(vi) _____ pt(vii) _____ pt(viii) _____ pt(ix) _____ pt(x) _____

	Grade Classes by Gradient (Percent)	Number of Grades (Right- Justified)	Length of Grades in Class (Implied Decimal) (xx.xxx miles)
a.	0.0-0.4	_____	_____
b.	0.5-2.4	_____	_____
c.	2.5-4.4	_____	_____
d.	4.5-6.4	_____	_____
e.	6.5-8.4	_____	_____
f.	8.5-	_____	_____



ROUTE NUMBER: FS 370

STARTING MILE POINT: 1.42

ENDING MILE POINT: 1.57


.15

	Curve Classes by Degree of Curvature	Number of Curves (Right- Justified)	Length of Curves in Class (Implied Decimal) (xx.xxx miles)
a.	0.0-0.4	_____	_____
b.	0.5-1.4	_____	_____
c.	1.5-2.4	_____	_____
d.	2.5-3.4	_____	_____
e.	3.5-4.4	_____	_____
f.	4.5-5.4	_____	_____
g.	5.5-6.9	_____	_____
h.	7.0-8.4	_____	_____
i.	8.5-10.9	_____	_____
j.	11.0-13.9	_____	_____
k.	14.0-19.4	_____	_____
l.	19.5-27.9	_____	_____
m.	23+	_____	_____

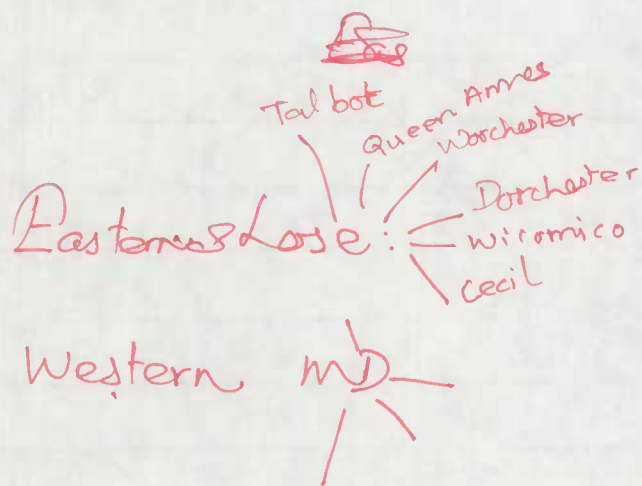
GRADE:

pt(i) _____ pt(ii) _____ pt(iii) _____ pt(iv) _____ pt(v) _____
pt(vi) _____ pt(vii) _____ pt(viii) _____ pt(ix) _____ pt(x) _____

	Grade Classes by Gradient (Percent)	Number of Grades (Right- Justified)	Length of Grades in Class (Implied Decimal) (xx.xxx miles)
a.	0.0-0.4	_____	_____
b.	0.5-2.4	_____	_____
c.	2.5-4.4	_____	_____
d.	4.5-6.4	_____	_____
e.	6.5-8.4	_____	_____
f.	8.5-	_____	_____



COUNTY	Ready for field check	Data Collected	Computer Data Entered	HPMS UNIX Updated	Total No Samples	wa. Sunny
1 Allegany	✓					
2 Anne Arundel						
3 Baltimore	✓	✓	✓	✓		
4 Calvert	-					
5 Caroline	-					
6 Carroll	-	✓	✓	✓		
7 Cecil	✓	✓				
8 Charles	-					
9 Dorchester	-	✓				
10 Frederick	✓	✓				
11 Garrett						
12 Harford	-	✓	✓	✓		
13 Howard	-	✓				
14 Kent	✓	✓				
15 Montgomery						
16 Prince Georges						
17 Queen Annes	-	-	-	-	-	
18 St. Marys	-					
19 Somerset	-					
20 Talbot						
21 Washington						
22 Wicomico						
23 Worcester						
Baltimore City						



Southern MD

Central Maryland

4-23-92
10:AM #

V-8/20
9:10

(A)

ROUTE NUMBER: US 11

STARTING MILE POINT: 11.63

ENDING MILE POINT: 12.73


1.1

	Curve Classes by Degree of Curvature	Number of Curves (Right- Justified)	Length of Curves in Class (Implied Decimal) (xx.xxx miles)
a.	0.0-0.4	_____	_____
b.	0.5-1.4	_____	_____
c.	1.5-2.4	_____	_____
d.	2.5-3.4	_____	_____
e.	3.5-4.4	_____	_____
f.	4.5-5.4	_____	_____
g.	5.5-6.9	_____	_____
h.	7.0-8.4	_____	_____
i.	8.5-10.9	_____	_____
j.	11.0-13.9	_____	_____
k.	14.0-19.4	_____	_____
l.	19.5-27.9	_____	_____
m.	23+	_____	_____

GRADE:

pt(i) _____ pt(ii) _____ pt(iii) _____ pt(iv) _____ pt(v) _____
 pt(vi) _____ pt(vii) _____ pt(viii) _____ pt(ix) _____ pt(x) _____

	Grade Classes by Gradient (Percent)	Number of Grades (Right- Justified)	Length of Grades in Class (Implied Decimal) (xx.xxx miles)
a.	0.0-0.4	_____	_____
b.	0.5-2.4	_____	_____
c.	2.5-4.4	_____	_____
d.	4.5-6.4	_____	_____
e.	6.5-8.4	_____	_____
f.	8.5-	_____	_____



ROUTE NUMBER: US 11

STARTING MILE POINT: 12.73

ENDING MILE POINT: 12.83


.1

	Curve Classes by Degree of Curvature	Number of Curves (Right- Justified)	Length of Curves in Class (Implied Decimal) (xx.xxx miles)
a.	0.0-0.4	_____	_____
b.	0.5-1.4	_____	_____
c.	1.5-2.4	_____	_____
d.	2.5-3.4	_____	_____
e.	3.5-4.4	_____	_____
f.	4.5-5.4	_____	_____
g.	5.5-6.9	_____	_____
h.	7.0-8.4	_____	_____
i.	8.5-10.9	_____	_____
j.	11.0-13.9	_____	_____
k.	14.0-19.4	_____	_____
l.	19.5-27.9	_____	_____
m.	23+	_____	_____

GRADE:

pt(i) _____ pt(ii) _____ pt(iii) _____ pt(iv) _____ pt(v) _____
pt(vi) _____ pt(vii) _____ pt(viii) _____ pt(ix) _____ pt(x) _____

	Grade Classes by Gradient (Percent)	Number of Grades (Right- Justified)	Length of Grades in Class (Implied Decimal) (xx.xxx miles)
a.	0.0-0.4	_____	_____
b.	0.5-2.4	_____	_____
c.	2.5-4.4	_____	_____
d.	4.5-6.4	_____	_____
e.	6.5-8.4	_____	_____
f.	8.5-	_____	_____



ROUTE NUMBER: US 40

STARTING MILE POINT: 33.18

ENDING MILE POINT: 34.26


1.08

	Curve Classes by Degree of Curvature	Number of Curves (Right- Justified)	Length of Curves in Class (Implied Decimal) (xx.xxx miles)
a.	0.0-0.4	_____	_____
b.	0.5-1.4	_____	_____
c.	1.5-2.4	_____	_____
d.	2.5-3.4	_____	_____
e.	3.5-4.4	_____	_____
f.	4.5-5.4	_____	_____
g.	5.5-6.9	_____	_____
h.	7.0-8.4	_____	_____
i.	8.5-10.9	_____	_____
j.	11.0-13.9	_____	_____
k.	14.0-19.4	_____	_____
l.	19.5-27.9	_____	_____
m.	23+	_____	_____

GRADE:

pt(i) _____ pt(ii) _____ pt(iii) _____ pt(iv) _____ pt(v) _____
pt(vi) _____ pt(vii) _____ pt(viii) _____ pt(ix) _____ pt(x) _____

	Grade Classes by Gradient (Percent)	Number of Grades (Right- Justified)	Length of Grades in Class (Implied Decimal) (xx.xxx miles)
a.	0.0-0.4	_____	_____
b.	0.5-2.4	_____	_____
c.	2.5-4.4	_____	_____
d.	4.5-6.4	_____	_____
e.	6.5-8.4	_____	_____
f.	8.5-	_____	_____



ROUTE NUMBER: US 40

STARTING MILE POINT: 34.91

ENDING MILE POINT: 35.15


.24

	Curve Classes by Degree of Curvature	Number of Curves (Right- Justified)	Length of Curves in Class (Implied Decimal) (xx.xxx miles)
a.	0.0-0.4	_____	_____
b.	0.5-1.4	_____	_____
c.	1.5-2.4	_____	_____
d.	2.5-3.4	_____	_____
e.	3.5-4.4	_____	_____
f.	4.5-5.4	_____	_____
g.	5.5-6.9	_____	_____
h.	7.0-8.4	_____	_____
i.	8.5-10.9	_____	_____
j.	11.0-13.9	_____	_____
k.	14.0-19.4	_____	_____
l.	19.5-27.9	_____	_____
m.	23+	_____	_____

GRADE:

pt(i) _____ pt(ii) _____ pt(iii) _____ pt(iv) _____ pt(v) _____
pt(vi) _____ pt(vii) _____ pt(viii) _____ pt(ix) _____ pt(x) _____

	Grade Classes by Gradient (Percent)	Number of Grades (Right- Justified)	Length of Grades in Class (Implied Decimal) (xx.xxx miles)
a.	0.0-0.4	_____	_____
b.	0.5-2.4	_____	_____
c.	2.5-4.4	_____	_____
d.	4.5-6.4	_____	_____
e.	6.5-8.4	_____	_____
f.	8.5-	_____	_____



ROUTE NUMBER: US 40

STARTING MILE POINT: 35.15

ENDING MILE POINT: 35.54


.39

	Curve Classes by Degree of Curvature	Number of Curves (Right- Justified)	Length of Curves in Class (Implied Decimal) (xx.xxx miles)
a.	0.0-0.4	_____	_____
b.	0.5-1.4	_____	_____
c.	1.5-2.4	_____	_____
d.	2.5-3.4	_____	_____
e.	3.5-4.4	_____	_____
f.	4.5-5.4	_____	_____
g.	5.5-6.9	_____	_____
h.	7.0-8.4	_____	_____
i.	8.5-10.9	_____	_____
j.	11.0-13.9	_____	_____
k.	14.0-19.4	_____	_____
l.	19.5-27.9	_____	_____
m.	23+	_____	_____

GRADE:

pt(i) _____ pt(ii) _____ pt(iii) _____ pt(iv) _____ pt(v) _____
pt(vi) _____ pt(vii) _____ pt(viii) _____ pt(ix) _____ pt(x) _____

	Grade Classes by Gradient (Percent)	Number of Grades (Right- Justified)	Length of Grades in Class (Implied Decimal) (xx.xxx miles)
a.	0.0-0.4	_____	_____
b.	0.5-2.4	_____	_____
c.	2.5-4.4	_____	_____
d.	4.5-6.4	_____	_____
e.	6.5-8.4	_____	_____
f.	8.5-	_____	_____



ROUTE NUMBER: US 40

STARTING MILE POINT: 35.54

ENDING MILE POINT: 35.70


.16

	Curve Classes by Degree of Curvature	Number of Curves (Right- Justified)	Length of Curves in Class (Implied Decimal) (xx.xxx miles)
a.	0.0-0.4	_____	_____
b.	0.5-1.4	_____	_____
c.	1.5-2.4	_____	_____
d.	2.5-3.4	_____	_____
e.	3.5-4.4	_____	_____
f.	4.5-5.4	_____	_____
g.	5.5-6.9	_____	_____
h.	7.0-8.4	_____	_____
i.	8.5-10.9	_____	_____
j.	11.0-13.9	_____	_____
k.	14.0-19.4	_____	_____
l.	19.5-27.9	_____	_____
m.	23+	_____	_____

GRADE:

pt(i) _____ pt(ii) _____ pt(iii) _____ pt(iv) _____ pt(v) _____
pt(vi) _____ pt(vii) _____ pt(viii) _____ pt(ix) _____ pt(x) _____

	Grade Classes by Gradient (Percent)	Number of Grades (Right- Justified)	Length of Grades in Class (Implied Decimal) (xx.xxx miles)
a.	0.0-0.4	_____	_____
b.	0.5-2.4	_____	_____
c.	2.5-4.4	_____	_____
d.	4.5-6.4	_____	_____
e.	6.5-8.4	_____	_____
f.	8.5-	_____	_____



ROUTE NUMBER: US 40

STARTING MILE POINT: 36.71

ENDING MILE POINT: 36.75


.04

	Curve Classes by Degree of Curvature	Number of Curves (Right- Justified)	Length of Curves in Class (Implied Decimal) (xx.xxx miles)
a.	0.0-0.4	_____	_____
b.	0.5-1.4	_____	_____
c.	1.5-2.4	_____	_____
d.	2.5-3.4	_____	_____
e.	3.5-4.4	_____	_____
f.	4.5-5.4	_____	_____
g.	5.5-6.9	_____	_____
h.	7.0-8.4	_____	_____
i.	8.5-10.9	_____	_____
j.	11.0-13.9	_____	_____
k.	14.0-19.4	_____	_____
l.	19.5-27.9	_____	_____
m.	23+	_____	_____

GRADE:

pt(i) _____ pt(ii) _____ pt(iii) _____ pt(iv) _____ pt(v) _____
pt(vi) _____ pt(vii) _____ pt(viii) _____ pt(ix) _____ pt(x) _____

	Grade Classes by Gradient (Percent)	Number of Grades (Right- Justified)	Length of Grades in Class (Implied Decimal) (xx.xxx miles)
a.	0.0-0.4	_____	_____
b.	0.5-2.4	_____	_____
c.	2.5-4.4	_____	_____
d.	4.5-6.4	_____	_____
e.	6.5-8.4	_____	_____
f.	8.5-	_____	_____



ROUTE NUMBER: US 40

STARTING MILE POINT: 36.75

ENDING MILE POINT: 37.04


.29

	Curve Classes by Degree of Curvature	Number of Curves (Right- Justified)	Length of Curves in Class (Implied Decimal) (xx.xxx miles)
a.	0.0-0.4	_____	_____
b.	0.5-1.4	_____	_____
c.	1.5-2.4	_____	_____
d.	2.5-3.4	_____	_____
e.	3.5-4.4	_____	_____
f.	4.5-5.4	_____	_____
g.	5.5-6.9	_____	_____
h.	7.0-8.4	_____	_____
i.	8.5-10.9	_____	_____
j.	11.0-13.9	_____	_____
k.	14.0-19.4	_____	_____
l.	19.5-27.9	_____	_____
m.	23+	_____	_____

GRADE:

pt (i) _____ pt (ii) _____ pt (iii) _____ pt (iv) _____ pt (v) _____
pt (vi) _____ pt (vii) _____ pt (viii) _____ pt (ix) _____ pt (x) _____

	Grade Classes by Gradient (Percent)	Number of Grades (Right- Justified)	Length of Grades in Class (Implied Decimal) (xx.xxx miles)
a.	0.0-0.4	_____	_____
b.	0.5-2.4	_____	_____
c.	2.5-4.4	_____	_____
d.	4.5-6.4	_____	_____
e.	6.5-8.4	_____	_____
f.	8.5-	_____	_____



ROUTE NUMBER: US 40

STARTING MILE POINT: 37.81


ENDING MILE POINT: 38.40

	Curve Classes by Degree of Curvature	Number of Curves (Right- Justified)	Length of Curves in Class (Implied Decimal) (xx.xxx miles)
a.	0.0-0.4	_____	_____
b.	0.5-1.4	_____	_____
c.	1.5-2.4	_____	_____
d.	2.5-3.4	_____	_____
e.	3.5-4.4	_____	_____
f.	4.5-5.4	_____	_____
g.	5.5-6.9	_____	_____
h.	7.0-8.4	_____	_____
i.	8.5-10.9	_____	_____
j.	11.0-13.9	_____	_____
k.	14.0-19.4	_____	_____
l.	19.5-27.9	_____	_____
m.	23+	_____	_____

GRADE:

pt(i) _____ pt(ii) _____ pt(iii) _____ pt(iv) _____ pt(v) _____
pt(vi) _____ pt(vii) _____ pt(viii) _____ pt(ix) _____ pt(x) _____

	Grade Classes by Gradient (Percent)	Number of Grades (Right- Justified)	Length of Grades in Class (Implied Decimal) (xx.xxx miles)
a.	0.0-0.4	_____	_____
b.	0.5-2.4	_____	_____
c.	2.5-4.4	_____	_____
d.	4.5-6.4	_____	_____
e.	6.5-8.4	_____	_____
f.	8.5-	_____	_____



ROUTE NUMBER: US 40

STARTING MILE POINT: 38.69

ENDING MILE POINT: 39.05


.36

	Curve Classes by Degree of Curvature	Number of Curves (Right- Justified)	Length of Curves in Class (Implied Decimal) (xx.xxx miles)
a.	0.0-0.4	_____	_____
b.	0.5-1.4	_____	_____
c.	1.5-2.4	_____	_____
d.	2.5-3.4	_____	_____
e.	3.5-4.4	_____	_____
f.	4.5-5.4	_____	_____
g.	5.5-6.9	_____	_____
h.	7.0-8.4	_____	_____
i.	8.5-10.9	_____	_____
j.	11.0-13.9	_____	_____
k.	14.0-19.4	_____	_____
l.	19.5-27.9	_____	_____
m.	23+	_____	_____

GRADE:

pt(i) _____ pt(ii) _____ pt(iii) _____ pt(iv) _____ pt(v) _____
pt(vi) _____ pt(vii) _____ pt(viii) _____ pt(ix) _____ pt(x) _____

	Grade Classes by Gradient (Percent)	Number of Grades (Right- Justified)	Length of Grades in Class (Implied Decimal) (xx.xxx miles)
a.	0.0-0.4	_____	_____
b.	0.5-2.4	_____	_____
c.	2.5-4.4	_____	_____
d.	4.5-6.4	_____	_____
e.	6.5-8.4	_____	_____
f.	8.5-	_____	_____



ROUTE NUMBER: US 40

STARTING MILE POINT: 39.05


ENDING MILE POINT: 39.43

	Curve Classes by Degree of Curvature	Number of Curves (Right- Justified)	Length of Curves in Class (Implied Decimal) (xx.xxx miles)
a.	0.0-0.4	_____	_____
b.	0.5-1.4	_____	_____
c.	1.5-2.4	_____	_____
d.	2.5-3.4	_____	_____
e.	3.5-4.4	_____	_____
f.	4.5-5.4	_____	_____
g.	5.5-6.9	_____	_____
h.	7.0-8.4	_____	_____
i.	8.5-10.9	_____	_____
j.	11.0-13.9	_____	_____
k.	14.0-19.4	_____	_____
l.	19.5-27.9	_____	_____
m.	23+	_____	_____

GRADE:

pt(i) _____ pt(ii) _____ pt(iii) _____ pt(iv) _____ pt(v) _____
pt(vi) _____ pt(vii) _____ pt(viii) _____ pt(ix) _____ pt(x) _____

	Grade Classes by Gradient (Percent)	Number of Grades (Right- Justified)	Length of Grades in Class (Implied Decimal) (xx.xxx miles)
a.	0.0-0.4	_____	_____
b.	0.5-2.4	_____	_____
c.	2.5-4.4	_____	_____
d.	4.5-6.4	_____	_____
e.	6.5-8.4	_____	_____
f.	8.5-	_____	_____



ROUTE NUMBER: US 40

STARTING MILE POINT: 39.43

ENDING MILE POINT: 39.55


.12

	Curve Classes by Degree of Curvature	Number of Curves (Right- Justified)	Length of Curves in Class (Implied Decimal) (xx.xxx miles)
a.	0.0-0.4	_____	_____
b.	0.5-1.4	_____	_____
c.	1.5-2.4	_____	_____
d.	2.5-3.4	_____	_____
e.	3.5-4.4	_____	_____
f.	4.5-5.4	_____	_____
g.	5.5-6.9	_____	_____
h.	7.0-8.4	_____	_____
i.	8.5-10.9	_____	_____
j.	11.0-13.9	_____	_____
k.	14.0-19.4	_____	_____
l.	19.5-27.9	_____	_____
m.	23+	_____	_____

GRADE:

pt(i) _____ pt(ii) _____ pt(iii) _____ pt(iv) _____ pt(v) _____
pt(vi) _____ pt(vii) _____ pt(viii) _____ pt(ix) _____ pt(x) _____

	Grade Classes by Gradient (Percent)	Number of Grades (Right- Justified)	Length of Grades in Class (Implied Decimal) (xx.xxx miles)
a.	0.0-0.4	_____	_____
b.	0.5-2.4	_____	_____
c.	2.5-4.4	_____	_____
d.	4.5-6.4	_____	_____
e.	6.5-8.4	_____	_____
f.	8.5-	_____	_____



ROUTE NUMBER: US 40

STARTING MILE POINT: 39.55

ENDING MILE POINT: 39.70


.15

	Curve Classes by Degree of Curvature	Number of Curves (Right- Justified)	Length of Curves in Class (Implied Decimal) (xx.xxx miles)
a.	0.0-0.4	_____	_____
b.	0.5-1.4	_____	_____
c.	1.5-2.4	_____	_____
d.	2.5-3.4	_____	_____
e.	3.5-4.4	_____	_____
f.	4.5-5.4	_____	_____
g.	5.5-6.9	_____	_____
h.	7.0-8.4	_____	_____
i.	8.5-10.9	_____	_____
j.	11.0-13.9	_____	_____
k.	14.0-19.4	_____	_____
l.	19.5-27.9	_____	_____
m.	23+	_____	_____

GRADE:

pt(i) _____ pt(ii) _____ pt(iii) _____ pt(iv) _____ pt(v) _____
pt(vi) _____ pt(vii) _____ pt(viii) _____ pt(ix) _____ pt(x) _____

	Grade Classes by Gradient (Percent)	Number of Grades (Right- Justified)	Length of Grades in Class (Implied Decimal) (xx.xxx miles)
a.	0.0-0.4	_____	_____
b.	0.5-2.4	_____	_____
c.	2.5-4.4	_____	_____
d.	4.5-6.4	_____	_____
e.	6.5-8.4	_____	_____
f.	8.5-	_____	_____



H-4/23
12:45 P.M

U-4/28
3:45

H 8/20
2:10

5

ROUTE NUMBER: US 40 AL

STARTING MILE POINT: 1.60


ENDING MILE POINT: 1.66

	Curve Classes by Degree of Curvature	Number of Curves (Right- Justified)	Length of Curves in Class (Implied Decimal) (xx.xxx miles)
a.	0.0-0.4	_____	_____
b.	0.5-1.4	_____	_____
c.	1.5-2.4	_____	_____
d.	2.5-3.4	_____	_____
e.	3.5-4.4	_____	_____
f.	4.5-5.4	_____	_____
g.	5.5-6.9	_____	_____
h.	7.0-8.4	_____	_____
i.	8.5-10.9	_____	_____
j.	11.0-13.9	_____	_____
k.	14.0-19.4	_____	_____
l.	19.5-27.9	_____	_____
m.	23+	_____	_____

GRADE:

pt(i) _____ pt(ii) _____ pt(iii) _____ pt(iv) _____ pt(v) _____
 pt(vi) _____ pt(vii) _____ pt(viii) _____ pt(ix) _____ pt(x) _____

	Grade Classes by Gradient (Percent)	Number of Grades (Right- Justified)	Length of Grades in Class (Implied Decimal) (xx.xxx miles)
a.	0.0-0.4	_____	_____
b.	0.5-2.4	_____	_____
c.	2.5-4.4	_____	_____
d.	4.5-6.4	_____	_____
e.	6.5-8.4	_____	_____
f.	8.5-	_____	_____



ROUTE NUMBER: US 40 AL

STARTING MILE POINT: 1.66

ENDING MILE POINT: 1.73


.07

	Curve Classes by Degree of Curvature	Number of Curves (Right- Justified)	Length of Curves in Class (Implied Decimal) (xx.xxx miles)
a.	0.0-0.4	_____	_____
b.	0.5-1.4	_____	_____
c.	1.5-2.4	_____	_____
d.	2.5-3.4	_____	_____
e.	3.5-4.4	_____	_____
f.	4.5-5.4	_____	_____
g.	5.5-6.9	_____	_____
h.	7.0-8.4	_____	_____
i.	8.5-10.9	_____	_____
j.	11.0-13.9	_____	_____
k.	14.0-19.4	_____	_____
l.	19.5-27.9	_____	_____
m.	23+	_____	_____

GRADE:

pt(i) _____ pt(ii) _____ pt(iii) _____ pt(iv) _____ pt(v) _____
pt(vi) _____ pt(vii) _____ pt(viii) _____ pt(ix) _____ pt(x) _____

	Grade Classes by Gradient (Percent)	Number of Grades (Right- Justified)	Length of Grades in Class (Implied Decimal) (xx.xxx miles)
a.	0.0-0.4	_____	_____
b.	0.5-2.4	_____	_____
c.	2.5-4.4	_____	_____
d.	4.5-6.4	_____	_____
e.	6.5-8.4	_____	_____
f.	8.5-	_____	_____



ROUTE NUMBER: US 40AL

STARTING MILE POINT: 1.73


ENDING MILE POINT: 1.80

	Curve Classes by Degree of Curvature	Number of Curves (Right- Justified)	Length of Curves in Class (Implied Decimal) (xx.xxx miles)
a.	0.0-0.4	_____	_____
b.	0.5-1.4	_____	_____
c.	1.5-2.4	_____	_____
d.	2.5-3.4	_____	_____
e.	3.5-4.4	_____	_____
f.	4.5-5.4	_____	_____
g.	5.5-6.9	_____	_____
h.	7.0-8.4	_____	_____
i.	8.5-10.9	_____	_____
j.	11.0-13.9	_____	_____
k.	14.0-19.4	_____	_____
l.	19.5-27.9	_____	_____
m.	23+	_____	_____

GRADE:

pt(i) _____ pt(ii) _____ pt(iii) _____ pt(iv) _____ pt(v) _____
pt(vi) _____ pt(vii) _____ pt(viii) _____ pt(ix) _____ pt(x) _____

	Grade Classes by Gradient (Percent)	Number of Grades (Right- Justified)	Length of Grades in Class (Implied Decimal) (xx.xxx miles)
a.	0.0-0.4	_____	_____
b.	0.5-2.4	_____	_____
c.	2.5-4.4	_____	_____
d.	4.5-6.4	_____	_____
e.	6.5-8.4	_____	_____
f.	8.5-	_____	_____



ROUTE NUMBER: US 40 AL

STARTING MILE POINT: 1.80

ENDING MILE POINT: 1.86


.06

	Curve Classes by Degree of Curvature	Number of Curves (Right- Justified)	Length of Curves in Class (Implied Decimal) (xx.xxx miles)
a.	0.0-0.4	_____	_____
b.	0.5-1.4	_____	_____
c.	1.5-2.4	_____	_____
d.	2.5-3.4	_____	_____
e.	3.5-4.4	_____	_____
f.	4.5-5.4	_____	_____
g.	5.5-6.9	_____	_____
h.	7.0-8.4	_____	_____
i.	8.5-10.9	_____	_____
j.	11.0-13.9	_____	_____
k.	14.0-19.4	_____	_____
l.	19.5-27.9	_____	_____
m.	23+	_____	_____

GRADE:

pt(i) _____ pt(ii) _____ pt(iii) _____ pt(iv) _____ pt(v) _____
pt(vi) _____ pt(vii) _____ pt(viii) _____ pt(ix) _____ pt(x) _____

	Grade Classes by Gradient (Percent)	Number of Grades (Right- Justified)	Length of Grades in Class (Implied Decimal) (xx.xxx miles)
a.	0.0-0.4	_____	_____
b.	0.5-2.4	_____	_____
c.	2.5-4.4	_____	_____
d.	4.5-6.4	_____	_____
e.	6.5-8.4	_____	_____
f.	8.5-	_____	_____



ROUTE NUMBER: US 40 AL

STARTING MILE POINT: 1.86

ENDING MILE POINT: 2.02


.16

Curve Classes by Degree of Curvature	Number of Curves (Right-Justified)	Length of Curves in Class (Implied Decimal) (xx.xxx miles)
a. 0.0-0.4	_____	_____
b. 0.5-1.4	_____	_____
c. 1.5-2.4	_____	_____
d. 2.5-3.4	_____	_____
e. 3.5-4.4	_____	_____
f. 4.5-5.4	_____	_____
g. 5.5-6.9	_____	_____
h. 7.0-8.4	_____	_____
i. 8.5-10.9	_____	_____
j. 11.0-13.9	_____	_____
k. 14.0-19.4	_____	_____
l. 19.5-27.9	_____	_____
m. 23+	_____	_____

GRADE:

pt(i) _____ pt(ii) _____ pt(iii) _____ pt(iv) _____ pt(v) _____
pt(vi) _____ pt(vii) _____ pt(viii) _____ pt(ix) _____ pt(x) _____

Grade Classes by Gradient (Percent)	Number of Grades (Right-Justified)	Length of Grades in Class (Implied Decimal) (xx.xxx miles)
a. 0.0-0.4	_____	_____
b. 0.5-2.4	_____	_____
c. 2.5-4.4	_____	_____
d. 4.5-6.4	_____	_____
e. 6.5-8.4	_____	_____
f. 8.5-	_____	_____



ROUTE NUMBER: US 40 AL

STARTING MILE POINT: 2.03

ENDING MILE POINT: 2.11


.08

Curve Classes by Degree of Curvature	Number of Curves (Right-Justified)	Length of Curves in Class (Implied Decimal) (xx.xxx miles)
a. 0.0-0.4	_____	_____
b. 0.5-1.4	_____	_____
c. 1.5-2.4	_____	_____
d. 2.5-3.4	_____	_____
e. 3.5-4.4	_____	_____
f. 4.5-5.4	_____	_____
g. 5.5-6.9	_____	_____
h. 7.0-8.4	_____	_____
i. 8.5-10.9	_____	_____
j. 11.0-13.9	_____	_____
k. 14.0-19.4	_____	_____
l. 19.5-27.9	_____	_____
m. 23+	_____	_____

GRADE:

pt(i) _____ pt(ii) _____ pt(iii) _____ pt(iv) _____ pt(v) _____
pt(vi) _____ pt(vii) _____ pt(viii) _____ pt(ix) _____ pt(x) _____

Grade Classes by Gradient (Percent)	Number of Grades (Right-Justified)	Length of Grades in Class (Implied Decimal) (xx.xxx miles)
a. 0.0-0.4	_____	_____
b. 0.5-2.4	_____	_____
c. 2.5-4.4	_____	_____
d. 4.5-6.4	_____	_____
e. 6.5-8.4	_____	_____
f. 8.5-	_____	_____



ROUTE NUMBER: US 40 AL

STARTING MILE POINT: 2.11

ENDING MILE POINT: 2.16


.05

	Curve Classes by Degree of Curvature	Number of Curves (Right- Justified)	Length of Curves in Class (Implied Decimal) (xx.xxx miles)
a.	0.0-0.4	_____	_____
b.	0.5-1.4	_____	_____
c.	1.5-2.4	_____	_____
d.	2.5-3.4	_____	_____
e.	3.5-4.4	_____	_____
f.	4.5-5.4	_____	_____
g.	5.5-6.9	_____	_____
h.	7.0-8.4	_____	_____
i.	8.5-10.9	_____	_____
j.	11.0-13.9	_____	_____
k.	14.0-19.4	_____	_____
l.	19.5-27.9	_____	_____
m.	23+	_____	_____

GRADE:

pt(i) _____ pt(ii) _____ pt(iii) _____ pt(iv) _____ pt(v) _____
pt(vi) _____ pt(vii) _____ pt(viii) _____ pt(ix) _____ pt(x) _____

	Grade Classes by Gradient (Percent)	Number of Grades (Right- Justified)	Length of Grades in Class (Implied Decimal) (xx.xxx miles)
a.	0.0-0.4	_____	_____
b.	0.5-2.4	_____	_____
c.	2.5-4.4	_____	_____
d.	4.5-6.4	_____	_____
e.	6.5-8.4	_____	_____
f.	8.5-	_____	_____



ROUTE NUMBER: US 40 AL

STARTING MILE POINT: 2.53


ENDING MILE POINT: 2.58

	Curve Classes by Degree of Curvature	Number of Curves (Right- Justified)	Length of Curves in Class (Implied Decimal) (xx.xxx miles)
a.	0.0-0.4	_____	_____
b.	0.5-1.4	_____	_____
c.	1.5-2.4	_____	_____
d.	2.5-3.4	_____	_____
e.	3.5-4.4	_____	_____
f.	4.5-5.4	_____	_____
g.	5.5-6.9	_____	_____
h.	7.0-8.4	_____	_____
i.	8.5-10.9	_____	_____
j.	11.0-13.9	_____	_____
k.	14.0-19.4	_____	_____
l.	19.5-27.9	_____	_____
m.	23+	_____	_____

GRADE:

pt(i) _____ pt(ii) _____ pt(iii) _____ pt(iv) _____ pt(v) _____
pt(vi) _____ pt(vii) _____ pt(viii) _____ pt(ix) _____ pt(x) _____

	Grade Classes by Gradient (Percent)	Number of Grades (Right- Justified)	Length of Grades in Class (Implied Decimal) (xx.xxx miles)
a.	0.0-0.4	_____	_____
b.	0.5-2.4	_____	_____
c.	2.5-4.4	_____	_____
d.	4.5-6.4	_____	_____
e.	6.5-8.4	_____	_____
f.	8.5-	_____	_____



ROUTE NUMBER: US 40 AL

STARTING MILE POINT: 2.58

ENDING MILE POINT: 2.62


.04

	Curve Classes by Degree of Curvature	Number of Curves (Right- Justified)	Length of Curves in Class (Implied Decimal) (xx.xxx miles)
a.	0.0-0.4	_____	_____
b.	0.5-1.4	_____	_____
c.	1.5-2.4	_____	_____
d.	2.5-3.4	_____	_____
e.	3.5-4.4	_____	_____
f.	4.5-5.4	_____	_____
g.	5.5-6.9	_____	_____
h.	7.0-8.4	_____	_____
i.	8.5-10.9	_____	_____
j.	11.0-13.9	_____	_____
k.	14.0-19.4	_____	_____
l.	19.5-27.9	_____	_____
m.	23+	_____	_____

GRADE:

pt(i) _____ pt(ii) _____ pt(iii) _____ pt(iv) _____ pt(v) _____
pt(vi) _____ pt(vii) _____ pt(viii) _____ pt(ix) _____ pt(x) _____

	Grade Classes by Gradient (Percent)	Number of Grades (Right- Justified)	Length of Grades in Class (Implied Decimal) (xx.xxx miles)
a.	0.0-0.4	_____	_____
b.	0.5-2.4	_____	_____
c.	2.5-4.4	_____	_____
d.	4.5-6.4	_____	_____
e.	6.5-8.4	_____	_____
f.	8.5-	_____	_____



ROUTE NUMBER: US 40 AL

STARTING MILE POINT: 2.62

ENDING MILE POINT: 2.67


.05

	Curve Classes by Degree of Curvature	Number of Curves (Right- Justified)	Length of Curves in Class (Implied Decimal) (xx.xxx miles)
a.	0.0-0.4	_____	_____
b.	0.5-1.4	_____	_____
c.	1.5-2.4	_____	_____
d.	2.5-3.4	_____	_____
e.	3.5-4.4	_____	_____
f.	4.5-5.4	_____	_____
g.	5.5-6.9	_____	_____
h.	7.0-8.4	_____	_____
i.	8.5-10.9	_____	_____
j.	11.0-13.9	_____	_____
k.	14.0-19.4	_____	_____
l.	19.5-27.9	_____	_____
m.	23+	_____	_____

GRADE:

pt(i) _____ pt(ii) _____ pt(iii) _____ pt(iv) _____ pt(v) _____
pt(vi) _____ pt(vii) _____ pt(viii) _____ pt(ix) _____ pt(x) _____

	Grade Classes by Gradient (Percent)	Number of Grades (Right- Justified)	Length of Grades in Class (Implied Decimal) (xx.xxx miles)
a.	0.0-0.4	_____	_____
b.	0.5-2.4	_____	_____
c.	2.5-4.4	_____	_____
d.	4.5-6.4	_____	_____
e.	6.5-8.4	_____	_____
f.	8.5-	_____	_____



ROUTE NUMBER: US 40 AL

STARTING MILE POINT: 2.67

ENDING MILE POINT: 2.77


.10

	Curve Classes by Degree of Curvature	Number of Curves (Right- Justified)	Length of Curves in Class (Implied Decimal) (xx.xxx miles)
a.	0.0-0.4	_____	_____
b.	0.5-1.4	_____	_____
c.	1.5-2.4	_____	_____
d.	2.5-3.4	_____	_____
e.	3.5-4.4	_____	_____
f.	4.5-5.4	_____	_____
g.	5.5-6.9	_____	_____
h.	7.0-8.4	_____	_____
i.	8.5-10.9	_____	_____
j.	11.0-13.9	_____	_____
k.	14.0-19.4	_____	_____
l.	19.5-27.9	_____	_____
m.	23+	_____	_____

GRADE:

pt(i) _____ pt(ii) _____ pt(iii) _____ pt(iv) _____ pt(v) _____
pt(vi) _____ pt(vii) _____ pt(viii) _____ pt(ix) _____ pt(x) _____

	Grade Classes by Gradient (Percent)	Number of Grades (Right- Justified)	Length of Grades in Class (Implied Decimal) (xx.xxx miles)
a.	0.0-0.4	_____	_____
b.	0.5-2.4	_____	_____
c.	2.5-4.4	_____	_____
d.	4.5-6.4	_____	_____
e.	6.5-8.4	_____	_____
f.	8.5-	_____	_____



ROUTE NUMBER: US 40 AL

STARTING MILE POINT: 2.77

ENDING MILE POINT: 3.14


.37

	Curve Classes by Degree of Curvature	Number of Curves (Right- Justified)	Length of Curves in Class (Implied Decimal) (xx.xxx miles)
a.	0.0-0.4	_____	_____
b.	0.5-1.4	_____	_____
c.	1.5-2.4	_____	_____
d.	2.5-3.4	_____	_____
e.	3.5-4.4	_____	_____
f.	4.5-5.4	_____	_____
g.	5.5-6.9	_____	_____
h.	7.0-8.4	_____	_____
i.	8.5-10.9	_____	_____
j.	11.0-13.9	_____	_____
k.	14.0-19.4	_____	_____
l.	19.5-27.9	_____	_____
m.	23+	_____	_____

GRADE:

pt(i) _____ pt(ii) _____ pt(iii) _____ pt(iv) _____ pt(v) _____
pt(vi) _____ pt(vii) _____ pt(viii) _____ pt(ix) _____ pt(x) _____

	Grade Classes by Gradient (Percent)	Number of Grades (Right- Justified)	Length of Grades in Class (Implied Decimal) (xx.xxx miles)
a.	0.0-0.4	_____	_____
b.	0.5-2.4	_____	_____
c.	2.5-4.4	_____	_____
d.	4.5-6.4	_____	_____
e.	6.5-8.4	_____	_____
f.	8.5-	_____	_____



4 8/21
8:25

4/24
2:00 P.M.

3

ROUTE NUMBER: IS 81

STARTING MILE POINT: 10.42

ENDING MILE POINT: 12.08


1.66

	Curve Classes by Degree of Curvature	Number of Curves (Right-Justified)	Length of Curves in Class (Implied Decimal) (xx.xxx miles)
a.	0.0-0.4	<u>5</u>	1.19 <u>1.19</u>
b.	0.5-1.4	<u>1</u>	<u>.24</u>
c.	1.5-2.4	<u>14</u>	<u>.137.10</u>
d.	2.5-3.4	_____	_____
e.	3.5-4.4	_____	_____
f.	4.5-5.4	_____	_____
g.	5.5-6.9	_____	_____
h.	7.0-8.4	_____	_____
i.	8.5-10.9	_____	_____
j.	11.0-13.9	_____	_____
k.	14.0-19.4	_____	_____
l.	19.5-27.9	_____	_____
m.	23+	_____	_____

GRADE:

pt(i) (0,0) pt(ii) (6,0) pt(iii) (15.5, -.9) pt(iv) (35, -.8) pt(v) (51, -.4)
 pt(vi) (76.1, 1.2) pt(vii) (84, 1.3) pt(viii) (87.7, 1) pt(ix) _____ pt(x) _____

	Grade Classes by Gradient (Percent)	Number of Grades (Right-Justified)	Length of Grades in Class (Implied Decimal) (xx.xxx miles)
a.	0.0-0.4	<u>3</u>	<u>.65</u>
b.	0.5-2.4	<u>4</u>	<u>1.01</u>
c.	2.5-4.4	_____	_____
d.	4.5-6.4	_____	_____
e.	6.5-8.4	_____	_____
f.	8.5-	_____	_____



ROUTE NUMBER: MD 58

STARTING MILE POINT: 3.20

ENDING MILE POINT: 3.22


.02

	Curve Classes by Degree of Curvature	Number of Curves (Right- Justified)	Length of Curves in Class (Implied Decimal) (xx.xxx miles)
a.	0.0-0.4	<u>1</u>	<u>.02</u>
b.	0.5-1.4	_____	_____
c.	1.5-2.4	_____	_____
d.	2.5-3.4	_____	_____
e.	3.5-4.4	_____	_____
f.	4.5-5.4	_____	_____
g.	5.5-6.9	_____	_____
h.	7.0-8.4	_____	_____
i.	8.5-10.9	_____	_____
j.	11.0-13.9	_____	_____
k.	14.0-19.4	_____	_____
l.	19.5-27.9	_____	_____
m.	23+	_____	_____

GRADE:

pt(i) 0.0 pt(ii) (1.1, .1) pt(iii) _____ pt(iv) _____ pt(v) _____
pt(vi) _____ pt(vii) _____ pt(viii) _____ pt(ix) _____ pt(x) _____

	Grade Classes by Gradient (Percent)	Number of Grades (Right- Justified)	Length of Grades in Class (Implied Decimal) (xx.xxx miles)
a.	0.0-0.4	<u>0</u>	_____
b.	0.5-2.4	<u>1</u>	<u>.02</u>
c.	2.5-4.4	_____	_____
d.	4.5-6.4	_____	_____
e.	6.5-8.4	_____	_____
f.	8.5-	_____	_____



ROUTE NUMBER: MD 58

STARTING MILE POINT: 3.47


ENDING MILE POINT: 3.53

	Curve Classes by Degree of Curvature	Number of Curves (Right-Justified)	Length of Curves in Class (Implied Decimal) (xx.xxx miles)
a.	0.0-0.4	<u>1</u>	<u>.06</u>
b.	0.5-1.4	_____	_____
c.	1.5-2.4	_____	_____
d.	2.5-3.4	_____	_____
e.	3.5-4.4	_____	_____
f.	4.5-5.4	_____	_____
g.	5.5-6.9	_____	_____
h.	7.0-8.4	_____	_____
i.	8.5-10.9	_____	_____
j.	11.0-13.9	_____	_____
k.	14.0-19.4	_____	_____
l.	19.5-27.9	_____	_____
m.	23+	_____	_____

GRADE:

pt(i) (0,0) pt(ii) (2.4, .3) pt(iii) (3.2, .3) pt(iv) _____ pt(v) _____
pt(vi) _____ pt(vii) _____ pt(viii) _____ pt(ix) _____ pt(x) _____

	Grade Classes by Gradient (Percent)	Number of Grades (Right-Justified)	Length of Grades in Class (Implied Decimal) (xx.xxx miles)
a.	0.0-0.4	<u>1</u>	<u>.02</u>
b.	0.5-2.4	_____	_____
c.	2.5-4.4	<u>1</u>	<u>.05</u>
d.	4.5-6.4	_____	_____
e.	6.5-8.4	_____	_____
f.	8.5-	_____	_____



9

ROUTE NUMBER: MD 64

STARTING MILE POINT: 1.49

ENDING MILE POINT: 1.67


.18

	Curve Classes by Degree of Curvature	Number of Curves (Right- Justified)	Length of Curves in Class (Implied Decimal) (xx.xxx miles)
a.	0.0-0.4	_____	_____
b.	0.5-1.4	_____	_____
c.	1.5-2.4	_____	_____
d.	2.5-3.4	_____	_____
e.	3.5-4.4	_____	_____
f.	4.5-5.4	_____	_____
g.	5.5-6.9	_____	_____
h.	7.0-8.4	_____	_____
i.	8.5-10.9	_____	_____
j.	11.0-13.9	_____	_____
k.	14.0-19.4	_____	_____
l.	19.5-27.9	_____	_____
m.	23+	_____	_____

GRADE:

pt (i) (0.0) pt (ii) (3.3, -0.0) pt (iii) (7.6, -1.2) pt (iv) (9, -1.2) pt (v) _____
 pt (vi) _____ pt (vii) _____ pt (viii) _____ pt (ix) _____ pt (x) _____

	Grade Classes by Gradient (Percent)	Number of Grades (Right- Justified)	Length of Grades in Class (Implied Decimal) (xx.xxx miles)
a.	0.0-0.4	<u>1</u>	<u>0.03</u>
b.	0.5-2.4	<u>1</u>	<u>.06</u>
c.	2.5-4.4	<u>1</u>	<u>.08</u>
d.	4.5-6.4	_____	_____
e.	6.5-8.4	_____	_____
f.	8.5-	_____	_____



ROUTE NUMBER: MD 67

STARTING MILE POINT: 2.08

ENDING MILE POINT: 2.60


.52

	Curve Classes by Degree of Curvature	Number of Curves (Right- Justified)	Length of Curves in Class (Implied Decimal) (xx.xxx miles)
a.	0.0-0.4	<u>2</u>	<u>.31</u>
b.	0.5-1.4	<u>1</u>	<u>.21</u>
c.	1.5-2.4	_____	_____
d.	2.5-3.4	_____	_____
e.	3.5-4.4	_____	_____
f.	4.5-5.4	_____	_____
g.	5.5-6.9	_____	_____
h.	7.0-8.4	_____	_____
i.	8.5-10.9	_____	_____
j.	11.0-13.9	_____	_____
k.	14.0-19.4	_____	_____
l.	19.5-27.9	_____	_____
m.	23+	_____	_____

GRADE:

pt(i) (0.0) pt(ii) (8.2, .01) pt(iii) (15.5, .04) pt(iv) (23.7, 1.6) pt(v) (27.5, 1.7)
pt(vi) _____ pt(vii) _____ pt(viii) _____ pt(ix) _____ pt(x) _____

	Grade Classes by Gradient (Percent)	Number of Grades (Right- Justified)	Length of Grades in Class (Implied Decimal) (xx.xxx miles)
a.	0.0-0.4	<u>2</u>	<u>.29</u>
b.	0.5-2.4	<u>1</u>	<u>.07</u>
c.	2.5-4.4	<u>1</u>	<u>.16</u>
d.	4.5-6.4	_____	_____
e.	6.5-8.4	_____	_____
f.	8.5-	_____	_____



ROUTE NUMBER: MD 67

STARTING MILE POINT: 2.60

ENDING MILE POINT: 2.91


.31

	Curve Classes by Degree of Curvature	Number of Curves (Right- Justified)	Length of Curves in Class (Implied Decimal) (xx.xxx miles)
a.	0.0-0.4	<u>1</u>	<u>.31</u>
b.	0.5-1.4	_____	_____
c.	1.5-2.4	_____	_____
d.	2.5-3.4	_____	_____
e.	3.5-4.4	_____	_____
f.	4.5-5.4	_____	_____
g.	5.5-6.9	_____	_____
h.	7.0-8.4	_____	_____
i.	8.5-10.9	_____	_____
j.	11.0-13.9	_____	_____
k.	14.0-19.4	_____	_____
l.	19.5-27.9	_____	_____
m.	23+	_____	_____

GRADE:

pt (i) (0.0) pt (ii) (2.5, -.01) pt (iii) (16.4, -1.9) pt (iv) _____ pt (v) _____
pt (vi) _____ pt (vii) _____ pt (viii) _____ pt (ix) _____ pt (x) _____

	Grade Classes by Gradient (Percent)	Number of Grades (Right- Justified)	Length of Grades in Class (Implied Decimal) (xx.xxx miles)
a.	0.0-0.4	<u>1</u>	<u>.05</u>
b.	0.5-2.4	_____	_____
c.	2.5-4.4	<u>1</u>	<u>.27</u>
d.	4.5-6.4	_____	_____
e.	6.5-8.4	_____	_____
f.	8.5-	_____	_____



ROUTE NUMBER: MD 67

STARTING MILE POINT: 4.02

ENDING MILE POINT: 4.87


.85

	Curve Classes by Degree of Curvature	Number of Curves (Right-Justified)	Length of Curves in Class (Implied Decimal) (xx.xxx miles)
a.	0.0-0.4	<u>24</u>	<u>.3</u>
b.	0.5-1.4	_____	_____
c.	1.5-2.4	<u>1+1+1</u>	<u>.35+.09+.11</u>
d.	2.5-3.4	_____	_____
e.	3.5-4.4	_____	_____
f.	4.5-5.4	_____	_____
g.	5.5-6.9	_____	_____
h.	7.0-8.4	_____	_____
i.	8.5-10.9	_____	_____
j.	11.0-13.9	_____	_____
k.	14.0-19.4	_____	_____
l.	19.5-27.9	_____	_____
m.	23+	_____	_____

GRADE:

pt (i) (0.0) pt (ii) (24, 2.2) pt (iii) (40, 1) pt (iv) (44.9, 1.9) pt (v) _____
 pt (vi) _____ pt (vii) _____ pt (viii) _____ pt (ix) _____ pt (x) _____

	Grade Classes by Gradient (Percent)	Number of Grades (Right-Justified)	Length of Grades in Class (Implied Decimal) (xx.xxx miles)
a.	0.0-0.4	_____	_____
b.	0.5-2.4	<u>2</u>	<u>.76</u>
c.	2.5-4.4	<u>1</u>	<u>.09</u>
d.	4.5-6.4	_____	_____
e.	6.5-8.4	_____	_____
f.	8.5-	_____	_____



ROUTE NUMBER: MD 67

STARTING MILE POINT: 7.69

ENDING MILE POINT: 8.10


.41

	Curve Classes by Degree of Curvature	Number of Curves (Right- Justified)	Length of Curves in Class (Implied Decimal) (xx.xxx miles)
a.	0.0-0.4	<u>1</u>	<u>.41</u>
b.	0.5-1.4	_____	_____
c.	1.5-2.4	_____	_____
d.	2.5-3.4	_____	_____
e.	3.5-4.4	_____	_____
f.	4.5-5.4	_____	_____
g.	5.5-6.9	_____	_____
h.	7.0-8.4	_____	_____
i.	8.5-10.9	_____	_____
j.	11.0-13.9	_____	_____
k.	14.0-19.4	_____	_____
l.	19.5-27.9	_____	_____
m.	23+	_____	_____

GRADE:

pt (i) (0.0) pt (ii) (6.5, .05) pt (iii) (21.6, -1) pt (iv) _____ pt (v) _____
pt (vi) _____ pt (vii) _____ pt (viii) _____ pt (ix) _____ pt (x) _____

	Grade Classes by Gradient (Percent)	Number of Grades (Right- Justified)	Length of Grades in Class (Implied Decimal) (xx.xxx miles)
a.	0.0-0.4	_____	_____
b.	0.5-2.4	<u>2</u>	<u>.41</u>
c.	2.5-4.4	_____	_____
d.	4.5-6.4	_____	_____
e.	6.5-8.4	_____	_____
f.	8.5-	_____	_____



ROUTE NUMBER: MD 67

STARTING MILE POINT: 9.53


ENDING MILE POINT: 10.03

	Curve Classes by Degree of Curvature	Number of Curves (Right-Justified)	Length of Curves in Class (Implied Decimal) (xx.xxx miles)
a.	0.0-0.4	<u>2</u>	<u>.14</u>
b.	0.5-1.4	<u>1</u>	<u>.10</u>
c.	1.5-2.4	_____	_____
d.	2.5-3.4	_____	_____
e.	3.5-4.4	_____	_____
f.	4.5-5.4	_____	_____
g.	5.5-6.9	_____	_____
h.	7.0-8.4	_____	_____
i.	8.5-10.9	_____	_____
j.	11.0-13.9	_____	_____
k.	14.0-19.4	_____	_____
l.	19.5-27.9	_____	_____
m.	23+	_____	_____

GRADE:

pt(i) (0.0) pt(ii) (1.7, -1.7) pt(iii) (26.5, -2.2) pt(iv) (~~21.6~~) pt(v) _____
pt(vi) _____ pt(vii) _____ pt(viii) _____ pt(ix) _____ pt(x) _____

	Grade Classes by Gradient (Percent)	Number of Grades (Right-Justified)	Length of Grades in Class (Implied Decimal) (xx.xxx miles)
a.	0.0-0.4	<u>1</u>	<u>.34</u>
b.	0.5-2.4	<u>1</u>	<u>.50</u>
c.	2.5-4.4	_____	_____
d.	4.5-6.4	<u>1</u>	<u>.17</u>
e.	6.5-8.4	_____	_____
f.	8.5-	_____	_____



ROUTE NUMBER: US 11

STARTING MILE POINT: 9.26

ENDING MILE POINT: 9.48


,72

Curve Classes by Degree of Curvature	Number of Curves (Right-Justified)	Length of Curves in Class (Implied Decimal) (xx.xxx miles)
a. 0.0-0.4	_____	_____
b. 0.5-1.4	_____	_____
c. 1.5-2.4	_____	_____
d. 2.5-3.4	_____	_____
e. 3.5-4.4	_____	_____
f. 4.5-5.4	_____	_____
g. 5.5-6.9	_____	_____
h. 7.0-8.4	_____	_____
i. 8.5-10.9	_____	_____
j. 11.0-13.9	_____	_____
k. 14.0-19.4	_____	_____
l. 19.5-27.9	_____	_____
m. 23+	_____	_____

GRADE:

pt(i) _____ pt(ii) _____ pt(iii) _____ pt(iv) _____ pt(v) _____
pt(vi) _____ pt(vii) _____ pt(viii) _____ pt(ix) _____ pt(x) _____

Grade Classes by Gradient (Percent)	Number of Grades (Right-Justified)	Length of Grades in Class (Implied Decimal) (xx.xxx miles)
a. 0.0-0.4	_____	_____
b. 0.5-2.4	_____	_____
c. 2.5-4.4	_____	_____
d. 4.5-6.4	_____	_____
e. 6.5-8.4	_____	_____
f. 8.5-	_____	_____



ROUTE NUMBER: US 11

STARTING MILE POINT: 9.48

ENDING MILE POINT: 9.55


.07

	Curve Classes by Degree of Curvature	Number of Curves (Right- Justified)	Length of Curves in Class (Implied Decimal) (xx.xxx miles)
a.	0.0-0.4	_____	_____
b.	0.5-1.4	_____	_____
c.	1.5-2.4	_____	_____
d.	2.5-3.4	_____	_____
e.	3.5-4.4	_____	_____
f.	4.5-5.4	_____	_____
g.	5.5-6.9	_____	_____
h.	7.0-8.4	_____	_____
i.	8.5-10.9	_____	_____
j.	11.0-13.9	_____	_____
k.	14.0-19.4	_____	_____
l.	19.5-27.9	_____	_____
m.	23+	_____	_____

GRADE:

pt(i) _____ pt(ii) _____ pt(iii) _____ pt(iv) _____ pt(v) _____
pt(vi) _____ pt(vii) _____ pt(viii) _____ pt(ix) _____ pt(x) _____

	Grade Classes by Gradient (Percent)	Number of Grades (Right- Justified)	Length of Grades in Class (Implied Decimal) (xx.xxx miles)
a.	0.0-0.4	_____	_____
b.	0.5-2.4	_____	_____
c.	2.5-4.4	_____	_____
d.	4.5-6.4	_____	_____
e.	6.5-8.4	_____	_____
f.	8.5-	_____	_____



ROUTE NUMBER: US 11

STARTING MILE POINT: 10.43

ENDING MILE POINT: 10.94


.51

	Curve Classes by Degree of Curvature	Number of Curves (Right- Justified)	Length of Curves in Class (Implied Decimal) (xx.xxx miles)
a.	0.0-0.4	_____	_____
b.	0.5-1.4	_____	_____
c.	1.5-2.4	_____	_____
d.	2.5-3.4	_____	_____
e.	3.5-4.4	_____	_____
f.	4.5-5.4	_____	_____
g.	5.5-6.9	_____	_____
h.	7.0-8.4	_____	_____
i.	8.5-10.9	_____	_____
j.	11.0-13.9	_____	_____
k.	14.0-19.4	_____	_____
l.	19.5-27.9	_____	_____
m.	23+	_____	_____

GRADE:

pt(i) _____ pt(ii) _____ pt(iii) _____ pt(iv) _____ pt(v) _____
pt(vi) _____ pt(vii) _____ pt(viii) _____ pt(ix) _____ pt(x) _____

	Grade Classes by Gradient (Percent)	Number of Grades (Right- Justified)	Length of Grades in Class (Implied Decimal) (xx.xxx miles)
a.	0.0-0.4	_____	_____
b.	0.5-2.4	_____	_____
c.	2.5-4.4	_____	_____
d.	4.5-6.4	_____	_____
e.	6.5-8.4	_____	_____
f.	8.5-	_____	_____



ROUTE NUMBER: US 11

STARTING MILE POINT: 10.94


ENDING MILE POINT: 11.04

	Curve Classes by Degree of Curvature	Number of Curves (Right- Justified)	Length of Curves in Class (Implied Decimal) (xx.xxx miles)
a.	0.0-0.4	_____	_____
b.	0.5-1.4	_____	_____
c.	1.5-2.4	_____	_____
d.	2.5-3.4	_____	_____
e.	3.5-4.4	_____	_____
f.	4.5-5.4	_____	_____
g.	5.5-6.9	_____	_____
h.	7.0-8.4	_____	_____
i.	8.5-10.9	_____	_____
j.	11.0-13.9	_____	_____
k.	14.0-19.4	_____	_____
l.	19.5-27.9	_____	_____
m.	23+	_____	_____

GRADE:

pt(i) _____ pt(ii) _____ pt(iii) _____ pt(iv) _____ pt(v) _____
pt(vi) _____ pt(vii) _____ pt(viii) _____ pt(ix) _____ pt(x) _____

	Grade Classes by Gradient (Percent)	Number of Grades (Right- Justified)	Length of Grades in Class (Implied Decimal) (xx.xxx miles)
a.	0.0-0.4	_____	_____
b.	0.5-2.4	_____	_____
c.	2.5-4.4	_____	_____
d.	4.5-6.4	_____	_____
e.	6.5-8.4	_____	_____
f.	8.5-	_____	_____



ROUTE NUMBER: US 11

STARTING MILE POINT: 11.04

ENDING MILE POINT: 11.63

.59

	Curve Classes by Degree of Curvature	Number of Curves (Right- Justified)	Length of Curves in Class (Implied Decimal) (xx.xxx miles)
a.	0.0-0.4	_____	_____
b.	0.5-1.4	_____	_____
c.	1.5-2.4	_____	_____
d.	2.5-3.4	_____	_____
e.	3.5-4.4	_____	_____
f.	4.5-5.4	_____	_____
g.	5.5-6.9	_____	_____
h.	7.0-8.4	_____	_____
i.	8.5-10.9	_____	_____
j.	11.0-13.9	_____	_____
k.	14.0-19.4	_____	_____
l.	19.5-27.9	_____	_____
m.	23+	_____	_____

GRADE:

pt(i) _____ pt(ii) _____ pt(iii) _____ pt(iv) _____ pt(v) _____
pt(vi) _____ pt(vii) _____ pt(viii) _____ pt(ix) _____ pt(x) _____

	Grade Classes by Gradient (Percent)	Number of Grades (Right- Justified)	Length of Grades in Class (Implied Decimal) (xx.xxx miles)
a.	0.0-0.4	_____	_____
b.	0.5-2.4	_____	_____
c.	2.5-4.4	_____	_____
d.	4.5-6.4	_____	_____
e.	6.5-8.4	_____	_____
f.	8.5-	_____	_____

3/14

Copy

Map 1:0
Map all

max PRG

@ - Grass - PRG

2)

V-4-27
7.25

#-8/20
9.40

(2)

ROUTE NUMBER: IS 81

STARTING MILE POINT: 0.89

ENDING MILE POINT: 2.37


1.48

	Curve Classes by Degree of Curvature	Number of Curves (Right- Justified)	Length of Curves in Class (Implied Decimal) (xx.xxx miles)
a.	0.0-0.4	<u>2</u>	<u>.78</u>
b.	0.5-1.4	<u>1</u>	<u>.70</u>
c.	1.5-2.4	_____	_____
d.	2.5-3.4	_____	_____
e.	3.5-4.4	_____	_____
f.	4.5-5.4	_____	_____
g.	5.5-6.9	_____	_____
h.	7.0-8.4	_____	_____
i.	8.5-10.9	_____	_____
j.	11.0-13.9	_____	_____
k.	14.0-19.4	_____	_____
l.	19.5-27.9	_____	_____
m.	23+	_____	_____

GRADE:

pt(i) _____ pt(ii) _____ pt(iii) _____ pt(iv) _____ pt(v) _____
 pt(vi) _____ pt(vii) _____ pt(viii) _____ pt(ix) _____ pt(x) _____

	Grade Classes by Gradient (Percent)	Number of Grades (Right- Justified)	Length of Grades in Class (Implied Decimal) (xx.xxx miles)
a.	0.0-0.4	_____	_____
b.	0.5-2.4	_____	_____
c.	2.5-4.4	_____	_____
d.	4.5-6.4	_____	_____
e.	6.5-8.4	_____	_____
f.	8.5-	_____	_____



ROUTE NUMBER: IS 81

STARTING MILE POINT: 2.37

ENDING MILE POINT: 3.12


.75

	Curve Classes by Degree of Curvature	Number of Curves (Right- Justified)	Length of Curves in Class (Implied Decimal) (xx.xxx miles)
a.	0.0-0.4	<u>0</u>	<u>.32</u>
b.	0.5-1.4	_____	_____
c.	1.5-2.4	<u>1</u>	<u>.43</u>
d.	2.5-3.4	_____	_____
e.	3.5-4.4	_____	_____
f.	4.5-5.4	_____	_____
g.	5.5-6.9	_____	_____
h.	7.0-8.4	_____	_____
i.	8.5-10.9	_____	_____
j.	11.0-13.9	_____	_____
k.	14.0-19.4	_____	_____
l.	19.5-27.9	_____	_____
m.	23+	_____	_____

GRADE:

pt(i) _____ pt(ii) _____ pt(iii) _____ pt(iv) _____ pt(v) _____
pt(vi) _____ pt(vii) _____ pt(viii) _____ pt(ix) _____ pt(x) _____

	Grade Classes by Gradient (Percent)	Number of Grades (Right- Justified)	Length of Grades in Class (Implied Decimal) (xx.xxx miles)
a.	0.0-0.4	_____	_____
b.	0.5-2.4	_____	_____
c.	2.5-4.4	_____	_____
d.	4.5-6.4	_____	_____
e.	6.5-8.4	_____	_____
f.	8.5-	_____	_____



ROUTE NUMBER: IS 81

STARTING MILE POINT: 3.12

ENDING MILE POINT: 3.62


.5

	Curve Classes by Degree of Curvature	Number of Curves (Right- Justified)	Length of Curves in Class (Implied Decimal) (xx.xxx miles)
a.	0.0-0.4	<u>1+1+1</u>	<u>.31</u>
b.	0.5-1.4	<u>1</u>	<u>.11</u>
c.	1.5-2.4	<u>1</u>	<u>.08</u>
d.	2.5-3.4	_____	_____
e.	3.5-4.4	_____	_____
f.	4.5-5.4	_____	_____
g.	5.5-6.9	_____	_____
h.	7.0-8.4	_____	_____
i.	8.5-10.9	_____	_____
j.	11.0-13.9	_____	_____
k.	14.0-19.4	_____	_____
l.	19.5-27.9	_____	_____
m.	23+	_____	_____

GRADE:

pt(i) _____ pt(ii) _____ pt(iii) _____ pt(iv) _____ pt(v) _____
pt(vi) _____ pt(vii) _____ pt(viii) _____ pt(ix) _____ pt(x) _____

	Grade Classes by Gradient (Percent)	Number of Grades (Right- Justified)	Length of Grades in Class (Implied Decimal) (xx.xxx miles)
a.	0.0-0.4	_____	_____
b.	0.5-2.4	_____	_____
c.	2.5-4.4	_____	_____
d.	4.5-6.4	_____	_____
e.	6.5-8.4	_____	_____
f.	8.5-	_____	_____



ROUTE NUMBER: IS 81

STARTING MILE POINT: 3.65

ENDING MILE POINT: 4.06


.41

	Curve Classes by Degree of Curvature	Number of Curves (Right- Justified)	Length of Curves in Class (Implied Decimal) (xx.xxx miles)
a.	0.0-0.4	<u>2</u>	<u>.15</u>
b.	0.5-1.4	<u>1</u>	<u>.26</u>
c.	1.5-2.4	_____	_____
d.	2.5-3.4	_____	_____
e.	3.5-4.4	_____	_____
f.	4.5-5.4	_____	_____
g.	5.5-6.9	_____	_____
h.	7.0-8.4	_____	_____
i.	8.5-10.9	_____	_____
j.	11.0-13.9	_____	_____
k.	14.0-19.4	_____	_____
l.	19.5-27.9	_____	_____
m.	23+	_____	_____

GRADE:

pt(i) _____ pt(ii) _____ pt(iii) _____ pt(iv) _____ pt(v) _____
pt(vi) _____ pt(vii) _____ pt(viii) _____ pt(ix) _____ pt(x) _____

	Grade Classes by Gradient (Percent)	Number of Grades (Right- Justified)	Length of Grades in Class (Implied Decimal) (xx.xxx miles)
a.	0.0-0.4	_____	_____
b.	0.5-2.4	_____	_____
c.	2.5-4.4	_____	_____
d.	4.5-6.4	_____	_____
e.	6.5-8.4	_____	_____
f.	8.5-	_____	_____



ROUTE NUMBER: IS 81

STARTING MILE POINT: 4.06

ENDING MILE POINT: 4.63


157

	Curve Classes by Degree of Curvature	Number of Curves (Right-Justified)	Length of Curves in Class (Implied Decimal) (xx.xxx miles)
a.	0.0-0.4	<u>2</u>	<u>.37</u>
b.	0.5-1.4	<u>1</u>	<u>.185</u>
c.	1.5-2.4	_____	_____
d.	2.5-3.4	_____	_____
e.	3.5-4.4	_____	_____
f.	4.5-5.4	_____	_____
g.	5.5-6.9	_____	_____
h.	7.0-8.4	_____	_____
i.	8.5-10.9	_____	_____
j.	11.0-13.9	_____	_____
k.	14.0-19.4	_____	_____
l.	19.5-27.9	_____	_____
m.	23+	_____	_____

GRADE:

pt(i) _____ pt(ii) _____ pt(iii) _____ pt(iv) _____ pt(v) _____
pt(vi) _____ pt(vii) _____ pt(viii) _____ pt(ix) _____ pt(x) _____

	Grade Classes by Gradient (Percent)	Number of Grades (Right-Justified)	Length of Grades in Class (Implied Decimal) (xx.xxx miles)
a.	0.0-0.4	_____	_____
b.	0.5-2.4	_____	_____
c.	2.5-4.4	_____	_____
d.	4.5-6.4	_____	_____
e.	6.5-8.4	_____	_____
f.	8.5-	_____	_____



ROUTE NUMBER: IS 81

STARTING MILE POINT: 4.63

ENDING MILE POINT: 4.93


.3

	Curve Classes by Degree of Curvature	Number of Curves (Right- Justified)	Length of Curves in Class (Implied Decimal) (xx.xxx miles)
a.	0.0-0.4	<u>2</u>	<u>.15</u>
b.	0.5-1.4	<u>1</u>	<u>.15</u>
c.	1.5-2.4	_____	_____
d.	2.5-3.4	_____	_____
e.	3.5-4.4	_____	_____
f.	4.5-5.4	_____	_____
g.	5.5-6.9	_____	_____
h.	7.0-8.4	_____	_____
i.	8.5-10.9	_____	_____
j.	11.0-13.9	_____	_____
k.	14.0-19.4	_____	_____
l.	19.5-27.9	_____	_____
m.	23+	_____	_____

GRADE:

pt(i) _____ pt(ii) _____ pt(iii) _____ pt(iv) _____ pt(v) _____
pt(vi) _____ pt(vii) _____ pt(viii) _____ pt(ix) _____ pt(x) _____

	Grade Classes by Gradient (Percent)	Number of Grades (Right- Justified)	Length of Grades in Class (Implied Decimal) (xx.xxx miles)
a.	0.0-0.4	_____	_____
b.	0.5-2.4	_____	_____
c.	2.5-4.4	_____	_____
d.	4.5-6.4	_____	_____
e.	6.5-8.4	_____	_____
f.	8.5-	_____	_____



ROUTE NUMBER: IS 81

STARTING MILE POINT: 4.93

ENDING MILE POINT: 5.75


.82

	Curve Classes by Degree of Curvature	Number of Curves (Right- Justified)	Length of Curves in Class (Implied Decimal) (xx.xxx miles)
a.	0.0-0.4	<u>2</u>	<u>.72</u>
b.	0.5-1.4	<u>1</u>	<u>.10</u>
c.	1.5-2.4	_____	_____
d.	2.5-3.4	_____	_____
e.	3.5-4.4	_____	_____
f.	4.5-5.4	_____	_____
g.	5.5-6.9	_____	_____
h.	7.0-8.4	_____	_____
i.	8.5-10.9	_____	_____
j.	11.0-13.9	_____	_____
k.	14.0-19.4	_____	_____
l.	19.5-27.9	_____	_____
m.	23+	_____	_____

GRADE:

pt(i) _____ pt(ii) _____ pt(iii) _____ pt(iv) _____ pt(v) _____
pt(vi) _____ pt(vii) _____ pt(viii) _____ pt(ix) _____ pt(x) _____

	Grade Classes by Gradient (Percent)	Number of Grades (Right- Justified)	Length of Grades in Class (Implied Decimal) (xx.xxx miles)
a.	0.0-0.4	_____	_____
b.	0.5-2.4	_____	_____
c.	2.5-4.4	_____	_____
d.	4.5-6.4	_____	_____
e.	6.5-8.4	_____	_____
f.	8.5-	_____	_____



ROUTE NUMBER: IS 81

STARTING MILE POINT: 5.75

ENDING MILE POINT: 6.47


172

	Curve Classes by Degree of Curvature	Number of Curves (Right- Justified)	Length of Curves in Class (Implied Decimal) (xx.xxx miles)
a.	0.0-0.4	<u>1</u>	<u>.72</u>
b.	0.5-1.4	_____	_____
c.	1.5-2.4	_____	_____
d.	2.5-3.4	_____	_____
e.	3.5-4.4	_____	_____
f.	4.5-5.4	_____	_____
g.	5.5-6.9	_____	_____
h.	7.0-8.4	_____	_____
i.	8.5-10.9	_____	_____
j.	11.0-13.9	_____	_____
k.	14.0-19.4	_____	_____
l.	19.5-27.9	_____	_____
m.	23+	_____	_____

GRADE:

pt(i) _____ pt(ii) _____ pt(iii) _____ pt(iv) _____ pt(v) _____
pt(vi) _____ pt(vii) _____ pt(viii) _____ pt(ix) _____ pt(x) _____

	Grade Classes by Gradient (Percent)	Number of Grades (Right- Justified)	Length of Grades in Class (Implied Decimal) (xx.xxx miles)
a.	0.0-0.4	_____	_____
b.	0.5-2.4	_____	_____
c.	2.5-4.4	_____	_____
d.	4.5-6.4	_____	_____
e.	6.5-8.4	_____	_____
f.	8.5-	_____	_____



ROUTE NUMBER: IS 81

STARTING MILE POINT: 6.47

ENDING MILE POINT: 6.85


.38

	Curve Classes by Degree of Curvature	Number of Curves (Right- Justified)	Length of Curves in Class (Implied Decimal) (xx.xxx miles)
a.	0.0-0.4	<u>1</u>	<u>.38</u>
b.	0.5-1.4	_____	_____
c.	1.5-2.4	_____	_____
d.	2.5-3.4	_____	_____
e.	3.5-4.4	_____	_____
f.	4.5-5.4	_____	_____
g.	5.5-6.9	_____	_____
h.	7.0-8.4	_____	_____
i.	8.5-10.9	_____	_____
j.	11.0-13.9	_____	_____
k.	14.0-19.4	_____	_____
l.	19.5-27.9	_____	_____
m.	23+	_____	_____

GRADE:

pt(i) _____ pt(ii) _____ pt(iii) _____ pt(iv) _____ pt(v) _____
pt(vi) _____ pt(vii) _____ pt(viii) _____ pt(ix) _____ pt(x) _____

	Grade Classes by Gradient (Percent)	Number of Grades (Right- Justified)	Length of Grades in Class (Implied Decimal) (xx.xxx miles)
a.	0.0-0.4	_____	_____
b.	0.5-2.4	_____	_____
c.	2.5-4.4	_____	_____
d.	4.5-6.4	_____	_____
e.	6.5-8.4	_____	_____
f.	8.5-	_____	_____



ROUTE NUMBER: IS 81

STARTING MILE POINT: 6.85


ENDING MILE POINT: 7.70

	Curve Classes by Degree of Curvature	Number of Curves (Right- Justified)	Length of Curves in Class (Implied Decimal) (xx.xxx miles)
a.	0.0-0.4	<u>1</u>	<u>.85</u>
b.	0.5-1.4	_____	_____
c.	1.5-2.4	_____	_____
d.	2.5-3.4	_____	_____
e.	3.5-4.4	_____	_____
f.	4.5-5.4	_____	_____
g.	5.5-6.9	_____	_____
h.	7.0-8.4	_____	_____
i.	8.5-10.9	_____	_____
j.	11.0-13.9	_____	_____
k.	14.0-19.4	_____	_____
l.	19.5-27.9	_____	_____
m.	23+	_____	_____

GRADE:

pt(i) _____ pt(ii) _____ pt(iii) _____ pt(iv) _____ pt(v) _____
pt(vi) _____ pt(vii) _____ pt(viii) _____ pt(ix) _____ pt(x) _____

	Grade Classes by Gradient (Percent)	Number of Grades (Right- Justified)	Length of Grades in Class (Implied Decimal) (xx.xxx miles)
a.	0.0-0.4	_____	_____
b.	0.5-2.4	_____	_____
c.	2.5-4.4	_____	_____
d.	4.5-6.4	_____	_____
e.	6.5-8.4	_____	_____
f.	8.5-	_____	_____



ROUTE NUMBER: IS 81

STARTING MILE POINT: 7.70

ENDING MILE POINT: 8.08


.38

	Curve Classes by Degree of Curvature	Number of Curves (Right- Justified)	Length of Curves in Class (Implied Decimal) (xx.xxx miles)
a.	0.0-0.4	<u>1+1</u>	<u>.3</u>
b.	0.5-1.4	<u>1</u>	<u>.08</u>
c.	1.5-2.4	_____	_____
d.	2.5-3.4	_____	_____
e.	3.5-4.4	_____	_____
f.	4.5-5.4	_____	_____
g.	5.5-6.9	_____	_____
h.	7.0-8.4	_____	_____
i.	8.5-10.9	_____	_____
j.	11.0-13.9	_____	_____
k.	14.0-19.4	_____	_____
l.	19.5-27.9	_____	_____
m.	23+	_____	_____

GRADE:

pt(i) _____ pt(ii) _____ pt(iii) _____ pt(iv) _____ pt(v) _____
pt(vi) _____ pt(vii) _____ pt(viii) _____ pt(ix) _____ pt(x) _____

	Grade Classes by Gradient (Percent)	Number of Grades (Right- Justified)	Length of Grades in Class (Implied Decimal) (xx.xxx miles)
a.	0.0-0.4	_____	_____
b.	0.5-2.4	_____	_____
c.	2.5-4.4	_____	_____
d.	4.5-6.4	_____	_____
e.	6.5-8.4	_____	_____
f.	8.5-	_____	_____



ROUTE NUMBER: IS 81

STARTING MILE POINT: 8.27

ENDING MILE POINT: 9.59


	Curve Classes by Degree of Curvature	Number of Curves (Right- Justified)	Length of Curves in Class (Implied Decimal) (xx.xxx miles)
a.	0.0-0.4	<u>1</u>	<u>.77</u>
b.	0.5-1.4	<u>92</u>	<u>.28 + .27</u>
c.	1.5-2.4	_____	_____
d.	2.5-3.4	_____	_____
e.	3.5-4.4	_____	_____
f.	4.5-5.4	_____	_____
g.	5.5-6.9	_____	_____
h.	7.0-8.4	_____	_____
i.	8.5-10.9	_____	_____
j.	11.0-13.9	_____	_____
k.	14.0-19.4	_____	_____
l.	19.5-27.9	_____	_____
m.	23+	_____	_____

1.32

GRADE:

pt(i) _____ pt(ii) _____ pt(iii) _____ pt(iv) _____ pt(v) _____
pt(vi) _____ pt(vii) _____ pt(viii) _____ pt(ix) _____ pt(x) _____

	Grade Classes by Gradient (Percent)	Number of Grades (Right- Justified)	Length of Grades in Class (Implied Decimal) (xx.xxx miles)
a.	0.0-0.4	_____	_____
b.	0.5-2.4	_____	_____
c.	2.5-4.4	_____	_____
d.	4.5-6.4	_____	_____
e.	6.5-8.4	_____	_____
f.	8.5-	_____	_____



ROUTE NUMBER: IS 81

STARTING MILE POINT: 9.59

ENDING MILE POINT: 10.42


.83

	Curve Classes by Degree of Curvature	Number of Curves (Right- Justified)	Length of Curves in Class (Implied Decimal) (xx.xxx miles)
a.	0.0-0.4	<u>2</u>	<u>62</u>
b.	0.5-1.4	<u>1</u>	<u>121</u>
c.	1.5-2.4	_____	_____
d.	2.5-3.4	_____	_____
e.	3.5-4.4	_____	_____
f.	4.5-5.4	_____	_____
g.	5.5-6.9	_____	_____
h.	7.0-8.4	_____	_____
i.	8.5-10.9	_____	_____
j.	11.0-13.9	_____	_____
k.	14.0-19.4	_____	_____
l.	19.5-27.9	_____	_____
m.	23+	_____	_____

GRADE:

pt(i) _____ pt(ii) _____ pt(iii) _____ pt(iv) _____ pt(v) _____
pt(vi) _____ pt(vii) _____ pt(viii) _____ pt(ix) _____ pt(x) _____

	Grade Classes by Gradient (Percent)	Number of Grades (Right- Justified)	Length of Grades in Class (Implied Decimal) (xx.xxx miles)
a.	0.0-0.4	_____	_____
b.	0.5-2.4	_____	_____
c.	2.5-4.4	_____	_____
d.	4.5-6.4	_____	_____
e.	6.5-8.4	_____	_____
f.	8.5-	_____	_____



5

ROUTE NUMBER: MD 28

STARTING MILE POINT: 15.21


ENDING MILE POINT: 15.48

	Curve Classes by Degree of Curvature	Number of Curves (Right- Justified)	Length of Curves in Class (Implied Decimal) (xx.xxx miles)
			.27
a.	0.0-0.4	_____	_____
b.	0.5-1.4	_____	_____
c.	1.5-2.4	_____	_____
d.	2.5-3.4	_____	_____
e.	3.5-4.4	_____	_____
f.	4.5-5.4	_____	_____
g.	5.5-6.9	_____	_____
h.	7.0-8.4	_____	_____
i.	8.5-10.9	_____	_____
j.	11.0-13.9	_____	_____
k.	14.0-19.4	_____	_____
l.	19.5-27.9	_____	_____
m.	23+	_____	_____

GRADE:

pt(i) _____ pt(ii) _____ pt(iii) _____ pt(iv) _____ pt(v) _____
 pt(vi) _____ pt(vii) _____ pt(viii) _____ pt(ix) _____ pt(x) _____

	Grade Classes by Gradient (Percent)	Number of Grades (Right- Justified)	Length of Grades in Class (Implied Decimal) (xx.xxx miles)
a.	0.0-0.4	_____	_____
b.	0.5-2.4	_____	_____
c.	2.5-4.4	_____	_____
d.	4.5-6.4	_____	_____
e.	6.5-8.4	_____	_____
f.	8.5-	_____	_____



ROUTE NUMBER: MD 28

STARTING MILE POINT: 24.89

ENDING MILE POINT: 26.68


1.79

	Curve Classes by Degree of Curvature	Number of Curves (Right- Justified)	Length of Curves in Class (Implied Decimal) (xx.xxx miles)
a.	0.0-0.4	_____	_____
b.	0.5-1.4	_____	_____
c.	1.5-2.4	_____	_____
d.	2.5-3.4	_____	_____
e.	3.5-4.4	_____	_____
f.	4.5-5.4	_____	_____
g.	5.5-6.9	_____	_____
h.	7.0-8.4	_____	_____
i.	8.5-10.9	_____	_____
j.	11.0-13.9	_____	_____
k.	14.0-19.4	_____	_____
l.	19.5-27.9	_____	_____
m.	23+	_____	_____

GRADE:

pt(i) _____ pt(ii) _____ pt(iii) _____ pt(iv) _____ pt(v) _____
pt(vi) _____ pt(vii) _____ pt(viii) _____ pt(ix) _____ pt(x) _____

	Grade Classes by Gradient (Percent)	Number of Grades (Right- Justified)	Length of Grades in Class (Implied Decimal) (xx.xxx miles)
a.	0.0-0.4	_____	_____
b.	0.5-2.4	_____	_____
c.	2.5-4.4	_____	_____
d.	4.5-6.4	_____	_____
e.	6.5-8.4	_____	_____
f.	8.5-	_____	_____



ROUTE NUMBER: MD 97

STARTING MILE POINT: 0.92

ENDING MILE POINT: 0.96


	Curve Classes by Degree of Curvature	Number of Curves (Right- Justified)	Length of Curves in Class (Implied Decimal) (xx.xxx miles)
a.	0.0-0.4	_____	_____
b.	0.5-1.4	_____	_____
c.	1.5-2.4	_____	_____
d.	2.5-3.4	_____	_____
e.	3.5-4.4	_____	_____
f.	4.5-5.4	_____	_____
g.	5.5-6.9	_____	_____
h.	7.0-8.4	_____	_____
i.	8.5-10.9	_____	_____
j.	11.0-13.9	_____	_____
k.	14.0-19.4	_____	_____
l.	19.5-27.9	_____	_____
m.	23+	_____	_____

.04

GRADE:

pt(i) _____ pt(ii) _____ pt(iii) _____ pt(iv) _____ pt(v) _____
pt(vi) _____ pt(vii) _____ pt(viii) _____ pt(ix) _____ pt(x) _____

	Grade Classes by Gradient (Percent)	Number of Grades (Right- Justified)	Length of Grades in Class (Implied Decimal) (xx.xxx miles)
a.	0.0-0.4	_____	_____
b.	0.5-2.4	_____	_____
c.	2.5-4.4	_____	_____
d.	4.5-6.4	_____	_____
e.	6.5-8.4	_____	_____
f.	8.5-	_____	_____



ROUTE NUMBER: MD 97

STARTING MILE POINT: 0.96

ENDING MILE POINT: 1.01


.05

	Curve Classes by Degree of Curvature	Number of Curves (Right- Justified)	Length of Curves in Class (Implied Decimal) (xx.xxx miles)
a.	0.0-0.4	_____	_____
b.	0.5-1.4	_____	_____
c.	1.5-2.4	_____	_____
d.	2.5-3.4	_____	_____
e.	3.5-4.4	_____	_____
f.	4.5-5.4	_____	_____
g.	5.5-6.9	_____	_____
h.	7.0-8.4	_____	_____
i.	8.5-10.9	_____	_____
j.	11.0-13.9	_____	_____
k.	14.0-19.4	_____	_____
l.	19.5-27.9	_____	_____
m.	23+	_____	_____

GRADE:

pt(i) _____ pt(ii) _____ pt(iii) _____ pt(iv) _____ pt(v) _____
pt(vi) _____ pt(vii) _____ pt(viii) _____ pt(ix) _____ pt(x) _____

	Grade Classes by Gradient (Percent)	Number of Grades (Right- Justified)	Length of Grades in Class (Implied Decimal) (xx.xxx miles)
a.	0.0-0.4	_____	_____
b.	0.5-2.4	_____	_____
c.	2.5-4.4	_____	_____
d.	4.5-6.4	_____	_____
e.	6.5-8.4	_____	_____
f.	8.5-	_____	_____



ROUTE NUMBER: MD 97

STARTING MILE POINT: 1.01

ENDING MILE POINT: 1.05


.04

	Curve Classes by Degree of Curvature	Number of Curves (Right- Justified)	Length of Curves in Class (Implied Decimal) (xx.xxx miles)
a.	0.0-0.4	_____	_____
b.	0.5-1.4	_____	_____
c.	1.5-2.4	_____	_____
d.	2.5-3.4	_____	_____
e.	3.5-4.4	_____	_____
f.	4.5-5.4	_____	_____
g.	5.5-6.9	_____	_____
h.	7.0-8.4	_____	_____
i.	8.5-10.9	_____	_____
j.	11.0-13.9	_____	_____
k.	14.0-19.4	_____	_____
l.	19.5-27.9	_____	_____
m.	23+	_____	_____

GRADE:

pt (i) _____ pt (ii) _____ pt (iii) _____ pt (iv) _____ pt (v) _____
pt (vi) _____ pt (vii) _____ pt (viii) _____ pt (ix) _____ pt (x) _____

	Grade Classes by Gradient (Percent)	Number of Grades (Right- Justified)	Length of Grades in Class (Implied Decimal) (xx.xxx miles)
a.	0.0-0.4	_____	_____
b.	0.5-2.4	_____	_____
c.	2.5-4.4	_____	_____
d.	4.5-6.4	_____	_____
e.	6.5-8.4	_____	_____
f.	8.5-	_____	_____



ROUTE NUMBER: MD 97

STARTING MILE POINT: 1.10

ENDING MILE POINT: 1.44


.34

	Curve Classes by Degree of Curvature	Number of Curves (Right- Justified)	Length of Curves in Class (Implied Decimal) (xx.xxx miles)
a.	0.0-0.4	_____	_____
b.	0.5-1.4	_____	_____
c.	1.5-2.4	_____	_____
d.	2.5-3.4	_____	_____
e.	3.5-4.4	_____	_____
f.	4.5-5.4	_____	_____
g.	5.5-6.9	_____	_____
h.	7.0-8.4	_____	_____
i.	8.5-10.9	_____	_____
j.	11.0-13.9	_____	_____
k.	14.0-19.4	_____	_____
l.	19.5-27.9	_____	_____
m.	23+	_____	_____

GRADE:

pt (i) _____ pt (ii) _____ pt (iii) _____ pt (iv) _____ pt (v) _____
pt (vi) _____ pt (vii) _____ pt (viii) _____ pt (ix) _____ pt (x) _____

	Grade Classes by Gradient (Percent)	Number of Grades (Right- Justified)	Length of Grades in Class (Implied Decimal) (xx.xxx miles)
a.	0.0-0.4	_____	_____
b.	0.5-2.4	_____	_____
c.	2.5-4.4	_____	_____
d.	4.5-6.4	_____	_____
e.	6.5-8.4	_____	_____
f.	8.5-	_____	_____



ROUTE NUMBER: MD 97

STARTING MILE POINT: 1.45

ENDING MILE POINT: 1.61


.16

	Curve Classes by Degree of Curvature	Number of Curves (Right- Justified)	Length of Curves in Class (Implied Decimal) (xx.xxx miles)
a.	0.0-0.4	_____	_____
b.	0.5-1.4	_____	_____
c.	1.5-2.4	_____	_____
d.	2.5-3.4	_____	_____
e.	3.5-4.4	_____	_____
f.	4.5-5.4	_____	_____
g.	5.5-6.9	_____	_____
h.	7.0-8.4	_____	_____
i.	8.5-10.9	_____	_____
j.	11.0-13.9	_____	_____
k.	14.0-19.4	_____	_____
l.	19.5-27.9	_____	_____
m.	23+	_____	_____

GRADE:

pt(i) _____ pt(ii) _____ pt(iii) _____ pt(iv) _____ pt(v) _____
pt(vi) _____ pt(vii) _____ pt(viii) _____ pt(ix) _____ pt(x) _____

	Grade Classes by Gradient (Percent)	Number of Grades (Right- Justified)	Length of Grades in Class (Implied Decimal) (xx.xxx miles)
a.	0.0-0.4	_____	_____
b.	0.5-2.4	_____	_____
c.	2.5-4.4	_____	_____
d.	4.5-6.4	_____	_____
e.	6.5-8.4	_____	_____
f.	8.5-	_____	_____



ROUTE NUMBER: MD 97

STARTING MILE POINT: 1.61


ENDING MILE POINT: 1.81

	Curve Classes by Degree of Curvature	Number of Curves (Right- Justified)	Length of Curves in Class (Implied Decimal) (xx.xxx miles)
a.	0.0-0.4	_____	_____
b.	0.5-1.4	_____	_____
c.	1.5-2.4	_____	_____
d.	2.5-3.4	_____	_____
e.	3.5-4.4	_____	_____
f.	4.5-5.4	_____	_____
g.	5.5-6.9	_____	_____
h.	7.0-8.4	_____	_____
i.	8.5-10.9	_____	_____
j.	11.0-13.9	_____	_____
k.	14.0-19.4	_____	_____
l.	19.5-27.9	_____	_____
m.	23+	_____	_____

GRADE:

pt(i) _____ pt(ii) _____ pt(iii) _____ pt(iv) _____ pt(v) _____
pt(vi) _____ pt(vii) _____ pt(viii) _____ pt(ix) _____ pt(x) _____

	Grade Classes by Gradient (Percent)	Number of Grades (Right- Justified)	Length of Grades in Class (Implied Decimal) (xx.xxx miles)
a.	0.0-0.4	_____	_____
b.	0.5-2.4	_____	_____
c.	2.5-4.4	_____	_____
d.	4.5-6.4	_____	_____
e.	6.5-8.4	_____	_____
f.	8.5-	_____	_____



9

ROUTE NUMBER: MD 97

STARTING MILE POINT: 1.81


ENDING MILE POINT: 2.41

	Curve Classes by Degree of Curvature	Number of Curves (Right- Justified)	Length of Curves in Class (Implied Decimal) (xx.xxx miles)
a.	0.0-0.4	_____	_____
b.	0.5-1.4	_____	_____
c.	1.5-2.4	_____	_____
d.	2.5-3.4	_____	_____
e.	3.5-4.4	_____	_____
f.	4.5-5.4	_____	_____
g.	5.5-6.9	_____	_____
h.	7.0-8.4	_____	_____
i.	8.5-10.9	_____	_____
j.	11.0-13.9	_____	_____
k.	14.0-19.4	_____	_____
l.	19.5-27.9	_____	_____
m.	23+	_____	_____

GRADE:

pt(i) _____ pt(ii) _____ pt(iii) _____ pt(iv) _____ pt(v) _____
 pt(vi) _____ pt(vii) _____ pt(viii) _____ pt(ix) _____ pt(x) _____

	Grade Classes by Gradient (Percent)	Number of Grades (Right- Justified)	Length of Grades in Class (Implied Decimal) (xx.xxx miles)
a.	0.0-0.4	_____	_____
b.	0.5-2.4	_____	_____
c.	2.5-4.4	_____	_____
d.	4.5-6.4	_____	_____
e.	6.5-8.4	_____	_____
f.	8.5-	_____	_____



ROUTE NUMBER: MD 97

STARTING MILE POINT: 2.41

ENDING MILE POINT: 2.84


.43

	Curve Classes by Degree of Curvature	Number of Curves (Right- Justified)	Length of Curves in Class (Implied Decimal) (xx.xxx miles)
a.	0.0-0.4	_____	_____
b.	0.5-1.4	_____	_____
c.	1.5-2.4	_____	_____
d.	2.5-3.4	_____	_____
e.	3.5-4.4	_____	_____
f.	4.5-5.4	_____	_____
g.	5.5-6.9	_____	_____
h.	7.0-8.4	_____	_____
i.	8.5-10.9	_____	_____
j.	11.0-13.9	_____	_____
k.	14.0-19.4	_____	_____
l.	19.5-27.9	_____	_____
m.	23+	_____	_____

GRADE:

pt(i) _____ pt(ii) _____ pt(iii) _____ pt(iv) _____ pt(v) _____
pt(vi) _____ pt(vii) _____ pt(viii) _____ pt(ix) _____ pt(x) _____

	Grade Classes by Gradient (Percent)	Number of Grades (Right- Justified)	Length of Grades in Class (Implied Decimal) (xx.xxx miles)
a.	0.0-0.4	_____	_____
b.	0.5-2.4	_____	_____
c.	2.5-4.4	_____	_____
d.	4.5-6.4	_____	_____
e.	6.5-8.4	_____	_____
f.	8.5-	_____	_____



ROUTE NUMBER: MD 97

STARTING MILE POINT: 3.10


ENDING MILE POINT: 3.18

	Curve Classes by Degree of Curvature	Number of Curves (Right- Justified)	Length of Curves in Class (Implied Decimal) (xx.xxx miles)
a.	0.0-0.4	_____	_____
b.	0.5-1.4	_____	_____
c.	1.5-2.4	_____	_____
d.	2.5-3.4	_____	_____
e.	3.5-4.4	_____	_____
f.	4.5-5.4	_____	_____
g.	5.5-6.9	_____	_____
h.	7.0-8.4	_____	_____
i.	8.5-10.9	_____	_____
j.	11.0-13.9	_____	_____
k.	14.0-19.4	_____	_____
l.	19.5-27.9	_____	_____
m.	23+	_____	_____

GRADE:

pt(i) _____ pt(ii) _____ pt(iii) _____ pt(iv) _____ pt(v) _____
pt(vi) _____ pt(vii) _____ pt(viii) _____ pt(ix) _____ pt(x) _____

	Grade Classes by Gradient (Percent)	Number of Grades (Right- Justified)	Length of Grades in Class (Implied Decimal) (xx.xxx miles)
a.	0.0-0.4	_____	_____
b.	0.5-2.4	_____	_____
c.	2.5-4.4	_____	_____
d.	4.5-6.4	_____	_____
e.	6.5-8.4	_____	_____
f.	8.5-	_____	_____



ROUTE NUMBER: MD 97

STARTING MILE POINT: 3.18

ENDING MILE POINT: 3.47


.29

	Curve Classes by Degree of Curvature	Number of Curves (Right- Justified)	Length of Curves in Class (Implied Decimal) (xx.xxx miles)
a.	0.0-0.4	_____	_____
b.	0.5-1.4	_____	_____
c.	1.5-2.4	_____	_____
d.	2.5-3.4	_____	_____
e.	3.5-4.4	_____	_____
f.	4.5-5.4	_____	_____
g.	5.5-6.9	_____	_____
h.	7.0-8.4	_____	_____
i.	8.5-10.9	_____	_____
j.	11.0-13.9	_____	_____
k.	14.0-19.4	_____	_____
l.	19.5-27.9	_____	_____
m.	23+	_____	_____

GRADE:

pt(i) _____ pt(ii) _____ pt(iii) _____ pt(iv) _____ pt(v) _____
pt(vi) _____ pt(vii) _____ pt(viii) _____ pt(ix) _____ pt(x) _____

	Grade Classes by Gradient (Percent)	Number of Grades (Right- Justified)	Length of Grades in Class (Implied Decimal) (xx.xxx miles)
a.	0.0-0.4	_____	_____
b.	0.5-2.4	_____	_____
c.	2.5-4.4	_____	_____
d.	4.5-6.4	_____	_____
e.	6.5-8.4	_____	_____
f.	8.5-	_____	_____




SAMPLES FOR CURVES AND GRADES

02/11/92

PAGE 1

CO	PREFIX	ROUTE	SUFFIX	BEGIN	SECTION LENTH	END
MONTGOMERY COUNTY						
15	IS	270	000	02.96	00.21	03.17 ✓
15	IS	270	000	04.12	00.23	04.35 ✓
15	IS	270	000	08.59	00.19	08.78 ✓
15	IS	270	000	08.78	00.14	08.92 ✓
15	IS	270	000	08.92	00.23	09.15 ✓
15	IS	270	000	09.15	00.07	09.22 ✓
15	IS	270	000	09.22	00.05	09.27 ✓
15	IS	270	000	09.27	00.20	09.47 ✓
15	IS	270	000	09.47	00.02	09.49 ✓
15	IS	270	000	09.49	00.06	09.55 ✓
15	IS	270	000	12.86	01.97	14.83 ✓
15	IS	270	000	14.83	00.12	14.95 ✓
15	IS	270	000	14.95	00.31	15.26 ✓
15	IS	270	000	15.26	00.38	15.64 ✓
15	IS	270	000	15.64	01.51	17.15 ✓
15	IS	270	000	17.15	00.45	17.60 ✓
15	IS	270	000	17.60	01.04	18.64 ✓
15	IS	270	000	18.64	01.80	20.44 ✓
15	IS	270	000	20.44	01.65	22.09 ✓
15	IS	270	000	22.50	00.22	22.72 ✓ X
15	IS	270	Y	00.00	00.31	00.31 ✓
15	IS	370	000	01.16	00.26	01.42 ✓
15	IS	370	000	01.42	00.15	01.57 ✓
15	IS	495	000	00.00	00.52	00.52 ✓
15	IS	495	000	00.52	01.71	02.23 ✓
15	IS	495	000	02.23	01.16	03.39 ✓
15	IS	495	000	03.39	00.41	03.80 ✓
15	IS	495	000	03.80	00.30	04.10 ✓
15	IS	495	000	04.25	00.60	04.85 ✓
15	IS	495	000	09.24	00.40	09.64 ✓
15	IS	495	000	10.38	01.31	11.69 ✓
15	IS	495	000	11.69	00.29	11.98 ✓
15	IS	495	000	11.98	00.85	12.83 ✓
15	IS	495	000	12.83	00.76	13.59 ✓
15	IS	495	000	13.59	00.62	14.21 ✓
15	IS	495	X	00.00	00.12	00.12 ✓
15	IS	495	X	00.26	00.77	01.03 ✓
15	IS	495	X	01.05	00.15	01.20 ✓
15	IS	495	X	01.32	00.18	01.50 ✓
15	IS	495	X	01.50	00.02	01.52 ✓
15	MD	27	000	03.73	01.84	05.57 ✓
15	MD	28	000	02.11	02.24	04.35 ✓
15	MD	28	000	11.45	00.79	12.24 ✓
15	MD	28	000	12.24	00.09	12.33 ✓
15	MD	28	000	12.33	00.10	12.43 ✓
15	MD	28	000	15.21	00.27	15.48 ✓
15	MD	28	000	24.89	01.79	26.68 ✓ X
15	MD	97	000	00.92	00.04	00.96 ✓



SAMPLES FOR CURVES AND GRADES

02/11/92

PAGE 2

CO	PREFIX	ROUTE	SUFFIX	BEGIN	SECTION LENTH	END
15	MD	97	000	00.96	00.05	01.01 ✓
15	MD	97	000	01.01	00.04	01.05 ✓
15	MD	97	000	01.10	00.34	01.44 ✓
15	MD	97	000	01.45	00.16	01.61 ✓
15	MD	97	000	01.61	00.20	01.81 ✓
15	MD	97	000	01.81	00.60	02.41 ✓
15	MD	97	000	02.41	00.43	02.84 ✓
15	MD	97	000	03.10	00.08	03.18 ✓
15	MD	97	000	03.18	00.29	03.47 ✓
15	MD	108	000	10.93	01.16	12.09 ✓
15	MD	108	000	14.34	00.30	14.64 ✓
15	MD	108	000	14.64	00.15	14.79 ✓
15	MD	108	000	14.79	00.08	14.87 ✓
15	MD	108	000	14.87	00.05	14.92 ✓
15	MD	108	000	14.92	00.80	15.72 ✓
15	MD	118	000	06.68	00.10	06.78 ✓
15	MD	118	000	06.78	00.17	06.95 ✓
15	MD	118	000	06.95	00.11	07.06 ✓
15	MD	118	000	07.06	00.07	07.13 ✓
15	MD	118	000	07.13	00.08	07.21 ✓
15	MD	118	000	07.21	00.02	07.23 ✓
15	MD	124	000	02.06	00.67	02.73 ✓
15	MD	124	000	02.73	00.18	02.91 ✓
15	MD	124	000	02.91	00.02	02.93 ✓
15	MD	185	000	02.83	00.54	03.37 ✓
15	MD	185	000	04.60	01.27	05.87 ✓
15	MD	188	000	02.45	00.11	02.56 ✓
15	MD	188	000	02.56	00.10	02.66 ✓
15	MD	188	000	02.66	00.13	02.79 ✓
15	MD	188	000	02.79	00.03	02.82 ✓
15	MD	188	000	02.82	00.32	03.14 ✓
15	MD	355	000	05.33	00.42	05.75 ✓
15	MD	355	000	05.75	00.31	06.06 ✓
15	MD	355	000	06.06	00.27	06.33 ✓
15	MD	355	000	06.33	00.09	06.42 ✓
15	MD	355	000	06.42	00.25	06.67 ✓
15	MD	355	000	10.62	01.27	11.89 ✓
15	MD	355	000	11.89	00.84	12.73 ✓
15	MD	355	000	13.31	00.17	13.48 ✓
15	MD	355	000	15.14	00.17	15.31 ✓
15	MD	355	000	15.31	00.07	15.38 ✓
15	MD	650	000	07.92	00.04	07.96 ✓
15	MD	650	000	07.96	00.09	08.05 ✓
15	MD	650	000	08.05	00.32	08.37 ✓
15	MD	650	000	08.37	00.12	08.49 ✓
15	MD	650	000	08.49	00.27	08.76 ✓

✓
✓
✓
✓
✓
✓
✓
✓
✓
✓
5

✓
✓
✓
✓
✓
✓


✓
✓
✓
✓
✓
✓

✓
✓
✓
6
✓
✓

✓
✓
✓
✓
✓
✓

✓
✓
✓
✓
✓
✓
✓
✓
✓
✓

✓
✓
✓
✓
✓



02/11/92

SAMPLES FOR CURVES AND GRADES

PAGE 3

CO	PREFIX	ROUTE	SUFFIX	BEGIN	SECTION LENTH	END
---	-----	-----	-----	-----	-----	---
15	US	29	000	03.55	01.07	04.62 ✓
15	US	29	000	06.26	00.12	06.38 ✓
15	US	29	000	06.38	00.47	06.85 ✓
15	US	29	000	06.85	00.06	06.91

TOTAL NUMBER OF RECORDS: 98

