

V 2/21
H 2/25

ROUTE NUMBER: MD 307

STARTING MILE POINT: 0.0


ENDING MILE POINT: 0.5

	Curve Classes by Degree of Curvature	Number of Curves (Right-Justified)	Length of Curves in Class (Implied Decimal) (xx.xxx miles)
a.	0.0-0.4	<u>1</u>	<u>0.34</u>
b.	0.5-1.4	<u> </u>	<u> </u>
c.	1.5-2.4	<u>1</u>	<u>0.16</u>
d.	2.5-3.4	<u> </u>	<u> </u>
e.	3.5-4.4	<u> </u>	<u> </u>
f.	4.5-5.4	<u> </u>	<u> </u>
g.	5.5-6.9	<u> </u>	<u> </u>
h.	7.0-8.4	<u> </u>	<u> </u>
i.	8.5-10.9	<u> </u>	<u> </u>
j.	11.0-13.9	<u> </u>	<u> </u>
k.	14.0-19.4	<u> </u>	<u> </u>
l.	19.5-27.9	<u> </u>	<u> </u>
m.	23+	<u> </u>	<u> </u>

GRADE:

pt(i) (0.0) pt(ii) (8.0, 1.0) pt(iii) (20.8, 2.2) pt(iv) (26.4, 2.3) pt(v)
 pt(vi) pt(vii) pt(viii) pt(ix) pt(x)

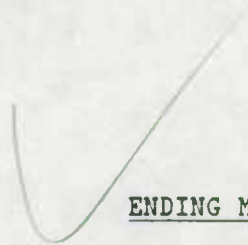
	Grade Classes by Gradient (Percent)	Number of Grades (Right-Justified)	Length of Grades in Class (Implied Decimal) (xx.xxx miles)
a.	0.0-0.4	<u>1</u>	<u>0.11</u>
b.	0.5-2.4	<u>1</u>	<u>0.24</u>
c.	2.5-4.4	<u>1</u>	<u>0.15</u>
d.	4.5-6.4	<u> </u>	<u> </u>
e.	6.5-8.4	<u> </u>	<u> </u>
f.	8.5-	<u> </u>	<u> </u>



ROUTE NUMBER: MD 307

STARTING MILE POINT: 0.5

ENDING MILE POINT: 0.53




.03

	Curve Classes by Degree of Curvature	Number of Curves (Right- Justified)	Length of Curves in Class (Implied Decimal) (xx.xxx miles)
a.	0.0-0.4	<u>1</u>	<u>0.03</u>
b.	0.5-1.4	_____	_____
c.	1.5-2.4	_____	_____
d.	2.5-3.4	_____	_____
e.	3.5-4.4	_____	_____
f.	4.5-5.4	_____	_____
g.	5.5-6.9	_____	_____
h.	7.0-8.4	_____	_____
i.	8.5-10.9	_____	_____
j.	11.0-13.9	_____	_____
k.	14.0-19.4	_____	_____
l.	19.5-27.9	_____	_____
m.	23+	_____	_____

GRADE:

pt (i) (0,0) pt (ii) (1.6,0) pt (iii) _____ pt (iv) _____ pt (v) _____
pt (vi) _____ pt (vii) _____ pt (viii) _____ pt (ix) _____ pt (x) _____

	Grade Classes by Gradient (Percent)	Number of Grades (Right- Justified)	Length of Grades in Class (Implied Decimal) (xx.xxx miles)
a.	0.0-0.4	<u>1</u>	<u>0.3</u>
b.	0.5-2.4	_____	_____
c.	2.5-4.4	_____	_____
d.	4.5-6.4	_____	_____
e.	6.5-8.4	_____	_____
f.	8.5-	_____	_____



ROUTE NUMBER: MD 311



STARTING MILE POINT: 3.35

ENDING MILE POINT: 3.39


.04

	Curve Classes by Degree of Curvature	Number of Curves (Right-Justified)	Length of Curves in Class (Implied Decimal) (xx.xxx miles)
a.	0.0-0.4	<u>1</u>	<u>0.04</u>
b.	0.5-1.4	_____	_____
c.	1.5-2.4	_____	_____
d.	2.5-3.4	_____	_____
e.	3.5-4.4	_____	_____
f.	4.5-5.4	_____	_____
g.	5.5-6.9	_____	_____
h.	7.0-8.4	_____	_____
i.	8.5-10.9	_____	_____
j.	11.0-13.9	_____	_____
k.	14.0-19.4	_____	_____
l.	19.5-27.9	_____	_____
m.	23+	_____	_____


GRADE:

pt(i) (2.0) pt(ii) (2.1, 0) pt(iii) _____ pt(iv) _____ pt(v) _____
pt(vi) _____ pt(vii) _____ pt(viii) _____ pt(ix) _____ pt(x) _____

	Grade Classes by Gradient (Percent)	Number of Grades (Right-Justified)	Length of Grades in Class (Implied Decimal) (xx.xxx miles)
a.	0.0-0.4	<u>1</u>	<u>0.04</u>
b.	0.5-2.4	_____	_____
c.	2.5-4.4	_____	_____
d.	4.5-6.4	_____	_____
e.	6.5-8.4	_____	_____
f.	8.5-	_____	_____



ROUTE NUMBER: MD 311



STARTING MILE POINT: 3.39

ENDING MILE POINT: 5.47


2.08

Curve Classes by Degree of Curvature	Number of Curves (Right-Justified)	Length of Curves in Class (Implied Decimal) (xx.xxx miles)
a. 0.0-0.4	—	<u>1.32</u>
b. 0.5-1.4	<u>0.22</u> → 1	<u>0.22</u>
c. 1.5-2.4	→ 1	<u>0.16</u>
d. 2.5-3.4	—	—
e. 3.5-4.4	<u>4.29</u> → 1	<u>0.22</u>
f. 4.5-5.4	—	—
g. 5.5-6.9	<u>6.6</u> → 1	<u>0.12</u>
h. 7.0-8.4	—	—
i. 8.5-10.9	—	—
j. 11.0-13.9	—	—
k. 14.0-19.4	—	—
l. 19.5-27.9	—	—
m. 23+	—	—

GRADE:

pt(i) (0,0) pt(ii) (5.6, 0.3) pt(iii) (15.3, 0.6) pt(iv) (18.9, 0.9) pt(v) (35.1, 1.5)
 pt(vi) (41.2, 1.1) pt(vii) (49.5, 1.7) pt(viii) (56, 1.8) pt(ix) (58.8, 1.9) pt(x) (68, 2)
 (75.5, 2.5) (95.6, 2.7) (106.3, 3.3) (109.9, 3.4)

Grade Classes by Gradient (Percent)	Number of Grades (Right-Justified)	Length of Grades in Class (Implied Decimal) (xx.xxx miles)
a. 0.0-0.4	<u>4</u>	<u>0.71</u>
b. 0.5-2.4	<u>9</u>	<u>1.34</u>
c. 2.5-4.4	—	—
d. 4.5-6.4	—	—
e. 6.5-8.4	—	—
f. 8.5-	—	—



ROUTE NUMBER: MD 313

STARTING MILE POINT: 2.93

ENDING MILE POINT: 3.39


.46

	Curve Classes by Degree of Curvature	Number of Curves (Right- Justified)	Length of Curves in Class (Implied Decimal) (xx.xxx miles)
a.	0.0-0.4	<u>1</u>	<u>0.46</u>
b.	0.5-1.4	_____	_____
c.	1.5-2.4	_____	_____
d.	2.5-3.4	_____	_____
e.	3.5-4.4	_____	_____
f.	4.5-5.4	_____	_____
g.	5.5-6.9	_____	_____
h.	7.0-8.4	_____	_____
i.	8.5-10.9	_____	_____
j.	11.0-13.9	_____	_____
k.	14.0-19.4	_____	_____
l.	19.5-27.9	_____	_____
m.	23+	_____	_____

GRADE:

pt(i) (6.0) pt(ii) (17.8, 1.8) pt(iii) (24.3, 1.3) pt(iv) _____ pt(v) _____
pt(vi) _____ pt(vii) _____ pt(viii) _____ pt(ix) _____ pt(x) _____

	Grade Classes by Gradient (Percent)	Number of Grades (Right- Justified)	Length of Grades in Class (Implied Decimal) (xx.xxx miles)
a.	0.0-0.4	_____	_____
b.	0.5-2.4	<u>2</u>	<u>0.46</u>
c.	2.5-4.4	_____	_____
d.	4.5-6.4	_____	_____
e.	6.5-8.4	_____	_____
f.	8.5-	_____	_____



ROUTE NUMBER: MD 318

STARTING MILE POINT: 8.31

ENDING MILE POINT: 9.54


1.23

	Curve Classes by Degree of Curvature	Number of Curves (Right-Justified)	Length of Curves in Class (Implied Decimal) (xx.xxx miles)
a.	0.0-0.4	<u>1</u>	<u>0.83</u>
b.	0.5-1.4	<u>1</u>	<u>0.40</u>
c.	1.5-2.4	_____	_____
d.	2.5-3.4	_____	_____
e.	3.5-4.4	_____	_____
f.	4.5-5.4	_____	_____
g.	5.5-6.9	_____	_____
h.	7.0-8.4	_____	_____
i.	8.5-10.9	_____	_____
j.	11.0-13.9	_____	_____
k.	14.0-19.4	_____	_____
l.	19.5-27.9	_____	_____
m.	23+	_____	_____

GRADE:

pt(i) (0.0) pt(ii) (2.9, 0.2) pt(iii) (53.2, 1.4) pt(iv) (65, 1.9) pt(v) _____
pt(vi) _____ pt(vii) _____ pt(viii) _____ pt(ix) _____ pt(x) _____

	Grade Classes by Gradient (Percent)	Number of Grades (Right-Justified)	Length of Grades in Class (Implied Decimal) (xx.xxx miles)
a.	0.0-0.4	<u>1</u>	<u>0.95</u>
b.	0.5-2.4	<u>2</u>	<u>0.28</u>
c.	2.5-4.4	_____	_____
d.	4.5-6.4	_____	_____
e.	6.5-8.4	_____	_____
f.	8.5-	_____	_____



ROUTE NUMBER: MD 328

STARTING MILE POINT: 0.00

ENDING MILE POINT: 1.90

1.90

	Curve Classes by Degree of Curvature	Number of Curves (Right-Justified)	Length of Curves in Class (Implied Decimal) (xx.xxx miles)
a.	0.0-0.4	4	1.39
b.	0.5-1.4	1+1	0.23, 0.18
c.	1.5-2.4	1	0.10
d.	2.5-3.4	—	—
e.	3.5-4.4	—	—
f.	4.5-5.4	—	—
g.	5.5-6.9	—	—
h.	7.0-8.4	—	—
i.	8.5-10.9	—	—
j.	11.0-13.9	—	—
k.	14.0-19.4	—	—
l.	19.5-27.9	—	—
m.	23+	—	—

GRADE:

pt(i) (0.0) pt(ii) (1.5, 0.3) pt(iii) (5.9, 0.9) pt(iv) (13.7, 3.3) pt(v) (24.5, 4.2)
 pt(vi) (24.5, 1) pt(vii) (47.4, 5.4) pt(viii) (53.7, 6.8) pt(ix) (60.5, 7) pt(x) (72.5, 7.4)
 (28.5, 8.1) (98.1, 3.2) (98.2, 8.5) (100.4, 8.5)

	Grade Classes by Gradient (Percent)	Number of Grades (Right-Justified)	Length of Grades in Class (Implied Decimal) (xx.xxx miles)
a.	0.0-0.4	3	0.36
b.	0.5-2.4	7	1.27
c.	2.5-4.4	2	0.11
d.	4.5-6.4	1	0.16
e.	6.5-8.4	—	—
f.	8.5-	—	—

ROUTE NUMBER: MD 328

STARTING MILE POINT: 1.90

ENDING MILE POINT: 4.63


2.73

	Curve Classes by Degree of Curvature	Number of Curves (Right- Justified)	Length of Curves in Class (Implied Decimal) (xx.xxx miles)
a.	0.0-0.4	<u>3</u>	<u>2.52</u>
b.	0.5-1.4	<u>1</u>	<u>0.24</u>
c.	1.5-2.4	<u>1</u>	<u>0.17</u>
d.	2.5-3.4	_____	_____
e.	3.5-4.4	_____	_____
f.	4.5-5.4	_____	_____
g.	5.5-6.9	_____	_____
h.	7.0-8.4	_____	_____
i.	8.5-10.9	_____	_____
j.	11.0-13.9	_____	_____
k.	14.0-19.4	_____	_____
l.	19.5-27.9	_____	_____
m.	23+	_____	_____

GRADE:

pt (i) (0,0) pt (ii) (0.6,0) pt (iii) (4.4, -0.3) pt (iv) (8.5, 0) pt (v) (16, 0.3)
 pt (vi) (21.3, 0.7) pt (vii) (27.2, 0.9) pt (viii) (43.7, 2.3) pt (ix) (64.1, 1.7) pt (x) (68.1, 2.2)
(89.7, 3.4) (94.6, 3.9) (101, 3.8) (107, 4.1) (116.9, 4) (140, 5.9) (144.2, 6)

	Grade Classes by Gradient (Percent)	Number of Grades (Right- Justified)	Length of Grades in Class (Implied Decimal) (xx.xxx miles)
a.	0.0-0.4	<u>4</u>	<u>0.40</u>
b.	0.5-2.4	<u>11</u>	<u>2.26</u>
c.	2.5-4.4	<u>1</u>	<u>0.09</u>
d.	4.5-6.4	_____	_____
e.	6.5-8.4	_____	_____
f.	8.5-	_____	_____



ROUTE NUMBER: MD 331

STARTING MILE POINT: 3.13

ENDING MILE POINT: 4.51


1.38

	Curve Classes by Degree of Curvature	Number of Curves (Right-Justified)	Length of Curves in Class (Implied Decimal) (xx.xxx miles)
a.	0.0-0.4 →	<u>2</u>	<u>1.15</u>
b.	0.5-1.4	—	—
c.	1.5-2.4	—	—
d.	2.5-3.4 → 2.6	<u>1</u>	<u>0.23</u>
e.	3.5-4.4	—	—
f.	4.5-5.4	—	—
g.	5.5-6.9	—	—
h.	7.0-8.4	—	—
i.	8.5-10.9	—	—
j.	11.0-13.9	—	—
k.	14.0-19.4	—	—
l.	19.5-27.9	—	—
m.	23+	—	—

GRADE:

pt(i) (0.0) pt(ii) (1.8, 0.1) pt(iii) (7.7, 1.2) pt(iv) (20.1, 1.8) pt(v) (27.6, 3.3)
 pt(vi) (34.6, 3.3) pt(vii) (36.2, 3.2) pt(viii) (36.7, 3.2) pt(ix) _____ pt(x) _____

	Grade Classes by Gradient (Percent)	Number of Grades (Right-Justified)	Length of Grades in Class (Implied Decimal) (xx.xxx miles)
a.	0.0-0.4	<u>2</u>	<u>0.28</u>
b.	0.5-2.4	<u>3</u>	<u>0.59</u>
c.	2.5-4.4	<u>2</u>	<u>0.51</u>
d.	4.5-6.4	—	—
e.	6.5-8.4	—	—
f.	8.5-	—	—



SAMPLES FOR CURVES AND GRADES

02/11/92

CO	PREFIX	ROUTE	SUFFIX	BEGIN	SECTION LENTH	END
---	-----	-----	-----	-----	-----	---
CAROLINE	COUNTY					
5	MD	307	000	00.00	00.50	00.50 ✓
5	MD	307	000	00.50	00.03	00.53 ✓
5	MD	311	000	03.35	00.04	03.39 ✓
5	MD	311	000	03.39	02.08	05.47 ✓
5	MD	313	000	02.93	00.46	03.39 ✓
5	MD	318	000	08.31	01.23	09.54 ✓
5	MD	328	000	00.00	01.90	01.90 ✓
5	MD	328	000	01.90	02.73	04.63 ✓
5	MD	331	000	03.13	01.38	04.51

TOTAL NUMBER OF RECORDS: 9

