

ROUTE NUMBER: IS 97

STARTING MILE POINT: 6.48

ENDING MILE POINT: 7.08


.6

	Curve Classes by Degree of Curvature	Number of Curves (Right- Justified)	Length of Curves in Class (Implied Decimal) (xx.xxx miles)
a.	0.0-0.4	_____	_____
b.	0.5-1.4	_____	_____
c.	1.5-2.4	_____	_____
d.	2.5-3.4	_____	_____
e.	3.5-4.4	_____	_____
f.	4.5-5.4	_____	_____
g.	5.5-6.9	_____	_____
h.	7.0-8.4	_____	_____
i.	8.5-10.9	_____	_____
j.	11.0-13.9	_____	_____
k.	14.0-19.4	_____	_____
l.	19.5-27.9	_____	_____
m.	23+	_____	_____

GRADE:

pt(i) _____ pt(ii) _____ pt(iii) _____ pt(iv) _____ pt(v) _____
pt(vi) _____ pt(vii) _____ pt(viii) _____ pt(ix) _____ pt(x) _____

	Grade Classes by Gradient (Percent)	Number of Grades (Right- Justified)	Length of Grades in Class (Implied Decimal) (xx.xxx miles)
a.	0.0-0.4	_____	_____
b.	0.5-2.4	_____	_____
c.	2.5-4.4	_____	_____
d.	4.5-6.4	_____	_____
e.	6.5-8.4	_____	_____
f.	8.5-	_____	_____



ROUTE NUMBER: IS 97

STARTING MILE POINT: 11.19

ENDING MILE POINT: 11.30


.11

	Curve Classes by Degree of Curvature	Number of Curves (Right- Justified)	Length of Curves in Class (Implied Decimal) (xx.xxx miles)
a.	0.0-0.4	_____	_____
b.	0.5-1.4	_____	_____
c.	1.5-2.4	_____	_____
d.	2.5-3.4	_____	_____
e.	3.5-4.4	_____	_____
f.	4.5-5.4	_____	_____
g.	5.5-6.9	_____	_____
h.	7.0-8.4	_____	_____
i.	8.5-10.9	_____	_____
j.	11.0-13.9	_____	_____
k.	14.0-19.4	_____	_____
l.	19.5-27.9	_____	_____
m.	23+	_____	_____

GRADE:

pt(i) _____ pt(ii) _____ pt(iii) _____ pt(iv) _____ pt(v) _____
pt(vi) _____ pt(vii) _____ pt(viii) _____ pt(ix) _____ pt(x) _____

	Grade Classes by Gradient (Percent)	Number of Grades (Right- Justified)	Length of Grades in Class (Implied Decimal) (xx.xxx miles)
a.	0.0-0.4	_____	_____
b.	0.5-2.4	_____	_____
c.	2.5-4.4	_____	_____
d.	4.5-6.4	_____	_____
e.	6.5-8.4	_____	_____
f.	8.5-	_____	_____



ROUTE NUMBER: IS 97

STARTING MILE POINT: 11.30

ENDING MILE POINT: 11.55


.25

	Curve Classes by Degree of Curvature	Number of Curves (Right- Justified)	Length of Curves in Class (Implied Decimal) (xx.xxx miles)
a.	0.0-0.4	_____	_____
b.	0.5-1.4	_____	_____
c.	1.5-2.4	_____	_____
d.	2.5-3.4	_____	_____
e.	3.5-4.4	_____	_____
f.	4.5-5.4	_____	_____
g.	5.5-6.9	_____	_____
h.	7.0-8.4	_____	_____
i.	8.5-10.9	_____	_____
j.	11.0-13.9	_____	_____
k.	14.0-19.4	_____	_____
l.	19.5-27.9	_____	_____
m.	23+	_____	_____

GRADE:

pt(i) _____ pt(ii) _____ pt(iii) _____ pt(iv) _____ pt(v) _____
pt(vi) _____ pt(vii) _____ pt(viii) _____ pt(ix) _____ pt(x) _____

	Grade Classes by Gradient (Percent)	Number of Grades (Right- Justified)	Length of Grades in Class (Implied Decimal) (xx.xxx miles)
a.	0.0-0.4	_____	_____
b.	0.5-2.4	_____	_____
c.	2.5-4.4	_____	_____
d.	4.5-6.4	_____	_____
e.	6.5-8.4	_____	_____
f.	8.5-	_____	_____



ROUTE NUMBER: IS 97

STARTING MILE POINT: 11.55

ENDING MILE POINT: 11.72


.17

	Curve Classes by Degree of Curvature	Number of Curves (Right- Justified)	Length of Curves in Class (Implied Decimal) (xx.xxx miles)
a.	0.0-0.4	_____	_____
b.	0.5-1.4	_____	_____
c.	1.5-2.4	_____	_____
d.	2.5-3.4	_____	_____
e.	3.5-4.4	_____	_____
f.	4.5-5.4	_____	_____
g.	5.5-6.9	_____	_____
h.	7.0-8.4	_____	_____
i.	8.5-10.9	_____	_____
j.	11.0-13.9	_____	_____
k.	14.0-19.4	_____	_____
l.	19.5-27.9	_____	_____
m.	23+	_____	_____

GRADE:

pt(i) _____ pt(ii) _____ pt(iii) _____ pt(iv) _____ pt(v) _____
pt(vi) _____ pt(vii) _____ pt(viii) _____ pt(ix) _____ pt(x) _____

	Grade Classes by Gradient (Percent)	Number of Grades (Right- Justified)	Length of Grades in Class (Implied Decimal) (xx.xxx miles)
a.	0.0-0.4	_____	_____
b.	0.5-2.4	_____	_____
c.	2.5-4.4	_____	_____
d.	4.5-6.4	_____	_____
e.	6.5-8.4	_____	_____
f.	8.5-	_____	_____



ROUTE NUMBER: IS 97

STARTING MILE POINT: 14.43

ENDING MILE POINT: 14.56


.13

	Curve Classes by Degree of Curvature	Number of Curves (Right- Justified)	Length of Curves in Class (Implied Decimal) (xx.xxx miles)
a.	0.0-0.4	_____	_____
b.	0.5-1.4	_____	_____
c.	1.5-2.4	_____	_____
d.	2.5-3.4	_____	_____
e.	3.5-4.4	_____	_____
f.	4.5-5.4	_____	_____
g.	5.5-6.9	_____	_____
h.	7.0-8.4	_____	_____
i.	8.5-10.9	_____	_____
j.	11.0-13.9	_____	_____
k.	14.0-19.4	_____	_____
l.	19.5-27.9	_____	_____
m.	23+	_____	_____

GRADE:

pt(i) _____ pt(ii) _____ pt(iii) _____ pt(iv) _____ pt(v) _____
pt(vi) _____ pt(vii) _____ pt(viii) _____ pt(ix) _____ pt(x) _____

	Grade Classes by Gradient (Percent)	Number of Grades (Right- Justified)	Length of Grades in Class (Implied Decimal) (xx.xxx miles)
a.	0.0-0.4	_____	_____
b.	0.5-2.4	_____	_____
c.	2.5-4.4	_____	_____
d.	4.5-6.4	_____	_____
e.	6.5-8.4	_____	_____
f.	8.5-	_____	_____



ROUTE NUMBER: IS 97

STARTING MILE POINT: 14.56

ENDING MILE POINT: 14.72


.16

	Curve Classes by Degree of Curvature	Number of Curves (Right- Justified)	Length of Curves in Class (Implied Decimal) (xx.xxx miles)
a.	0.0-0.4	_____	_____
b.	0.5-1.4	_____	_____
c.	1.5-2.4	_____	_____
d.	2.5-3.4	_____	_____
e.	3.5-4.4	_____	_____
f.	4.5-5.4	_____	_____
g.	5.5-6.9	_____	_____
h.	7.0-8.4	_____	_____
i.	8.5-10.9	_____	_____
j.	11.0-13.9	_____	_____
k.	14.0-19.4	_____	_____
l.	19.5-27.9	_____	_____
m.	23+	_____	_____

GRADE:

pt(i) _____ pt(ii) _____ pt(iii) _____ pt(iv) _____ pt(v) _____
pt(vi) _____ pt(vii) _____ pt(viii) _____ pt(ix) _____ pt(x) _____

	Grade Classes by Gradient (Percent)	Number of Grades (Right- Justified)	Length of Grades in Class (Implied Decimal) (xx.xxx miles)
a.	0.0-0.4	_____	_____
b.	0.5-2.4	_____	_____
c.	2.5-4.4	_____	_____
d.	4.5-6.4	_____	_____
e.	6.5-8.4	_____	_____
f.	8.5-	_____	_____



ROUTE NUMBER: IS 97

STARTING MILE POINT: 15.58

ENDING MILE POINT: 15.81


.23

	Curve Classes by Degree of Curvature	Number of Curves (Right- Justified)	Length of Curves in Class (Implied Decimal) (xx.xxx miles)
a.	0.0-0.4	_____	_____
b.	0.5-1.4	_____	_____
c.	1.5-2.4	_____	_____
d.	2.5-3.4	_____	_____
e.	3.5-4.4	_____	_____
f.	4.5-5.4	_____	_____
g.	5.5-6.9	_____	_____
h.	7.0-8.4	_____	_____
i.	8.5-10.9	_____	_____
j.	11.0-13.9	_____	_____
k.	14.0-19.4	_____	_____
l.	19.5-27.9	_____	_____
m.	23+	_____	_____

GRADE:

pt(i) _____ pt(ii) _____ pt(iii) _____ pt(iv) _____ pt(v) _____
pt(vi) _____ pt(vii) _____ pt(viii) _____ pt(ix) _____ pt(x) _____

	Grade Classes by Gradient (Percent)	Number of Grades (Right- Justified)	Length of Grades in Class (Implied Decimal) (xx.xxx miles)
a.	0.0-0.4	_____	_____
b.	0.5-2.4	_____	_____
c.	2.5-4.4	_____	_____
d.	4.5-6.4	_____	_____
e.	6.5-8.4	_____	_____
f.	8.5-	_____	_____



ROUTE NUMBER: IS 195

STARTING MILE POINT: 0.00


ENDING MILE POINT: 0.06

	Curve Classes by Degree of Curvature	Number of Curves (Right- Justified)	Length of Curves in Class (Implied Decimal) (xx.xxx miles)
a.	0.0-0.4	_____	_____
b.	0.5-1.4	_____	_____
c.	1.5-2.4	_____	_____
d.	2.5-3.4	_____	_____
e.	3.5-4.4	_____	_____
f.	4.5-5.4	_____	_____
g.	5.5-6.9	_____	_____
h.	7.0-8.4	_____	_____
i.	8.5-10.9	_____	_____
j.	11.0-13.9	_____	_____
k.	14.0-19.4	_____	_____
l.	19.5-27.9	_____	_____
m.	23+	_____	_____

GRADE:

pt(i) _____ pt(ii) _____ pt(iii) _____ pt(iv) _____ pt(v) _____
pt(vi) _____ pt(vii) _____ pt(viii) _____ pt(ix) _____ pt(x) _____

	Grade Classes by Gradient (Percent)	Number of Grades (Right- Justified)	Length of Grades in Class (Implied Decimal) (xx.xxx miles)
a.	0.0-0.4	_____	_____
b.	0.5-2.4	_____	_____
c.	2.5-4.4	_____	_____
d.	4.5-6.4	_____	_____
e.	6.5-8.4	_____	_____
f.	8.5-	_____	_____



ROUTE NUMBER: IS 195

STARTING MILE POINT: 0.06

ENDING MILE POINT: 0.19


.13

	Curve Classes by Degree of Curvature	Number of Curves (Right- Justified)	Length of Curves in Class (Implied Decimal) (xx.xxx miles)
a.	0.0-0.4	_____	_____
b.	0.5-1.4	_____	_____
c.	1.5-2.4	_____	_____
d.	2.5-3.4	_____	_____
e.	3.5-4.4	_____	_____
f.	4.5-5.4	_____	_____
g.	5.5-6.9	_____	_____
h.	7.0-8.4	_____	_____
i.	8.5-10.9	_____	_____
j.	11.0-13.9	_____	_____
k.	14.0-19.4	_____	_____
l.	19.5-27.9	_____	_____
m.	23+	_____	_____

GRADE:

pt(i) _____ pt(ii) _____ pt(iii) _____ pt(iv) _____ pt(v) _____
pt(vi) _____ pt(vii) _____ pt(viii) _____ pt(ix) _____ pt(x) _____

	Grade Classes by Gradient (Percent)	Number of Grades (Right- Justified)	Length of Grades in Class (Implied Decimal) (xx.xxx miles)
a.	0.0-0.4	_____	_____
b.	0.5-2.4	_____	_____
c.	2.5-4.4	_____	_____
d.	4.5-6.4	_____	_____
e.	6.5-8.4	_____	_____
f.	8.5-	_____	_____



ROUTE NUMBER: IS 195

STARTING MILE POINT: 0.19

ENDING MILE POINT: 0.28


.09

	Curve Classes by Degree of Curvature	Number of Curves (Right- Justified)	Length of Curves in Class (Implied Decimal) (xx.xxx miles)
a.	0.0-0.4	_____	_____
b.	0.5-1.4	_____	_____
c.	1.5-2.4	_____	_____
d.	2.5-3.4	_____	_____
e.	3.5-4.4	_____	_____
f.	4.5-5.4	_____	_____
g.	5.5-6.9	_____	_____
h.	7.0-8.4	_____	_____
i.	8.5-10.9	_____	_____
j.	11.0-13.9	_____	_____
k.	14.0-19.4	_____	_____
l.	19.5-27.9	_____	_____
m.	23+	_____	_____

GRADE:

pt(i) _____ pt(ii) _____ pt(iii) _____ pt(iv) _____ pt(v) _____
pt(vi) _____ pt(vii) _____ pt(viii) _____ pt(ix) _____ pt(x) _____

	Grade Classes by Gradient (Percent)	Number of Grades (Right- Justified)	Length of Grades in Class (Implied Decimal) (xx.xxx miles)
a.	0.0-0.4	_____	_____
b.	0.5-2.4	_____	_____
c.	2.5-4.4	_____	_____
d.	4.5-6.4	_____	_____
e.	6.5-8.4	_____	_____
f.	8.5-	_____	_____



2

ROUTE NUMBER: IS 195

STARTING MILE POINT: 0.28


ENDING MILE POINT: 0.76

	Curve Classes by Degree of Curvature	Number of Curves (Right- Justified)	Length of Curves in Class (Implied Decimal) (xx.xxx miles)
			.42
a.	0.0-0.4	_____	_____
b.	0.5-1.4	_____	_____
c.	1.5-2.4	_____	_____
d.	2.5-3.4	_____	_____
e.	3.5-4.4	_____	_____
f.	4.5-5.4	_____	_____
g.	5.5-6.9	_____	_____
h.	7.0-8.4	_____	_____
i.	8.5-10.9	_____	_____
j.	11.0-13.9	_____	_____
k.	14.0-19.4	_____	_____
l.	19.5-27.9	_____	_____
m.	23+	_____	_____

GRADE:

pt(i) _____ pt(ii) _____ pt(iii) _____ pt(iv) _____ pt(v) _____
 pt(vi) _____ pt(vii) _____ pt(viii) _____ pt(ix) _____ pt(x) _____

	Grade Classes by Gradient (Percent)	Number of Grades (Right- Justified)	Length of Grades in Class (Implied Decimal) (xx.xxx miles)
a.	0.0-0.4	_____	_____
b.	0.5-2.4	_____	_____
c.	2.5-4.4	_____	_____
d.	4.5-6.4	_____	_____
e.	6.5-8.4	_____	_____
f.	8.5-	_____	_____



02/27/92

SAMPLES FOR CURVES AND GRADES

CO	PREFIX	ROUTE	SUFFIX	BEGIN	SECTION LENTH	END	
---	-----	-----	-----	-----	-----	-----	---
ANNE ARUNDEL COUNTY							
2	IS	97	000	06.48	00.60	07.08	✓
2	IS	97	000	11.19	00.11	11.30	✓
2	IS	97	000	11.30	00.25	11.55	✓
2	IS	97	000	11.55	00.17	11.72	✓
2	IS	97	000	14.43	00.13	14.56	✓
2	IS	97	000	14.56	00.16	14.72	✓
2	IS	97	000	15.58	00.23	15.81	✓
2	IS	195	000	00.00	00.06	00.06	✓
2	IS	195	000	00.06	00.13	00.19	✓
2	IS	195	000	00.19	00.09	00.28	✓
2	IS	195	000	00.28	00.42	00.70	✓
2	IS	195	000	00.70	00.44	01.14	✓
2	IS	195	000	01.14	00.07	01.21	✓
2	IS	195	000	01.21	00.58	01.79	✓
2	IS	195	000	01.79	00.06	01.85	✓
2	IS	595	000	00.00	00.17	00.17	✓
2	IS	595	000	00.17	00.16	00.33	✓
2	IS	595	000	00.33	00.60	00.93	✓
2	IS	595	000	00.93	00.07	01.00	✓
2	IS	595	000	01.00	00.56	01.56	✓
2	IS	595	000	01.56	00.71	02.27	✓
2	IS	595	000	02.27	00.12	02.39	✓
2	IS	595	000	02.39	00.99	03.38	✓
2	IS	595	000	03.38	01.15	04.53	✓
2	IS	595	000	04.53	00.10	04.63	✓
2	IS	595	000	04.63	00.22	04.85	✓
2	IS	595	000	07.34	00.08	07.42	✓
2	IS	595	000	07.42	00.38	07.80	✓
2	IS	595	000	08.97	00.29	09.26	✓
2	IS	595	000	09.26	00.47	09.73	✓
2	IS	595	000	09.73	00.37	10.10	✓
2	IS	595	000	10.10	00.39	10.49	✓
2	IS	595	000	10.49	00.10	10.59	✓
2	IS	595	000	10.59	00.07	10.66	✓
2	IS	695	000	00.14	00.03	00.17	✓
2	IS	695	000	00.17	00.24	00.41	✓
2	IS	695	000	00.41	00.12	00.53	✓
2	IS	695	000	00.53	00.08	00.61	✓
2	IS	695	000	00.61	00.17	00.78	✓
2	IS	695	000	00.78	00.22	01.00	✓
2	IS	695	000	01.00	00.05	01.05	✓
2	IS	695	000	01.05	00.38	01.43	✓
2	IS	695	000	01.43	00.20	01.63	✓
2	IS	695	000	01.63	00.09	01.72	✓
2	IS	695	000	01.72	00.07	01.79	✓
2	IS	695	000	01.79	00.28	02.07	✓
2	IS	695	000	02.07	00.02	02.09	✓
2	IS	695	000	02.09	00.11	02.20	✓
2	IS	895	B	02.12	00.13	02.25	✓

02/27/92

SAMPLES FOR CURVES AND GRADES

PAGE 4

CD	PREFIX	ROUTE	SUFFIX	BEGIN	SECTION LENTH	END
N	MD	450	000	09.72	00.02	09.74 ✓
N	MD	450	000	09.74	00.07	09.81 ✓
N	MD	450	000	10.16	00.14	10.30 ✓
N	MD	450	000	11.12	00.13	11.25 ✓
N	MD	450	000	11.60	00.16	11.76 ✓
N	MD	450	000	13.28	00.16	13.44 ✓
N	MD	450	000	13.44	00.03	13.47 ✓
N	MD	450	000	13.53	00.27	13.80 ✓
N	MD	450	000	13.80	00.19	13.99 ✓
N	MD	450	000	14.47	00.30	14.77 ✓
N	MD	450	000	14.99	00.07	15.06 ✓
N	MD	450	000	15.06	00.47	15.53 ✓
N	MD	450	000	15.53	00.18	15.71 ✓
N	MD	450	000	15.71	00.06	15.77 ✓
N	MD	648	E	03.07	00.08	03.15 ✓
N	MD	648	E	03.15	00.08	03.23 ✓
N	MD	648	E	03.23	00.06	03.29 ✓
N	MD	665	000	00.68	00.15	00.83 ✓
N	MD	665	000	01.06	00.13	01.19 ✓
N	MD	665	000	01.19	00.11	01.30 ✓
N	MD	695	000	00.22	00.22	00.44 ✓
N	MD	695	000	00.44	00.32	00.76 ✓
N	MD	695	000	00.78	00.13	00.91 ✓
N	MD	695	000	00.91	00.04	00.95 ✓
N	MD	695	000	00.95	00.06	01.01 ✓
N	MD	695	000	01.01	00.19	01.20 ✓
N	MD	695	000	01.20	00.06	01.26 ✓
N	MD	695	000	01.29	00.11	01.40 ✓
N	MD	695	000	01.40	00.08	01.48 ✓
N	MD	695	000	01.48	00.16	01.64 ✓
N	MD	695	000	01.95	00.18	02.13 ✓
N	MD	695	000	02.13	00.04	02.17 ✓
N	MD	695	000	02.17	00.32	02.49 ✓
N	US	50	000	10.66	00.11	10.77 ✓
N	US	50	000	10.77	00.16	10.93 ✓
N	US	50	000	10.93	00.22	11.15 ✓
N	US	50	000	11.15	00.06	11.21 ✓
N	US	50	000	11.21	00.27	11.48 ✓
N	US	50	000	11.48	00.27	11.75 ✓
N	US	50	000	11.75	00.12	11.87 ✓
N	US	50	000	11.87	00.13	12.00 ✓
N	US	50	000	12.00	00.14	12.14 ✓
N	US	50	000	12.14	00.26	12.40 ✓
N	US	50	000	12.51	00.12	12.63 ✓
N	US	50	000	12.63	00.08	12.71 ✓
N	US	50	000	12.71	00.93	13.64 ✓
N	US	50	000	13.64	00.70	14.34 ✓

TOTAL NUMBER OF RECORDS: 191

ROUTE NUMBER: IS 195

STARTING MILE POINT: 0.70


ENDING MILE POINT: 1.14

	Curve Classes by Degree of Curvature	Number of Curves (Right- Justified)	Length of Curves in Class (Implied Decimal) (xx.xxx miles)
a.	0.0-0.4	_____	_____
b.	0.5-1.4	_____	_____
c.	1.5-2.4	_____	_____
d.	2.5-3.4	_____	_____
e.	3.5-4.4	_____	_____
f.	4.5-5.4	_____	_____
g.	5.5-6.9	_____	_____
h.	7.0-8.4	_____	_____
i.	8.5-10.9	_____	_____
j.	11.0-13.9	_____	_____
k.	14.0-19.4	_____	_____
l.	19.5-27.9	_____	_____
m.	23+	_____	_____

GRADE:

pt(i) _____ pt(ii) _____ pt(iii) _____ pt(iv) _____ pt(v) _____
pt(vi) _____ pt(vii) _____ pt(viii) _____ pt(ix) _____ pt(x) _____

	Grade Classes by Gradient (Percent)	Number of Grades (Right- Justified)	Length of Grades in Class (Implied Decimal) (xx.xxx miles)
a.	0.0-0.4	_____	_____
b.	0.5-2.4	_____	_____
c.	2.5-4.4	_____	_____
d.	4.5-6.4	_____	_____
e.	6.5-8.4	_____	_____
f.	8.5-	_____	_____



ROUTE NUMBER: IS 195

STARTING MILE POINT: 1.14


ENDING MILE POINT: 1.21

	Curve Classes by Degree of Curvature	Number of Curves (Right- Justified)	Length of Curves in Class (Implied Decimal) (xx.xxx miles)
a.	0.0-0.4	_____	_____
b.	0.5-1.4	_____	_____
c.	1.5-2.4	_____	_____
d.	2.5-3.4	_____	_____
e.	3.5-4.4	_____	_____
f.	4.5-5.4	_____	_____
g.	5.5-6.9	_____	_____
h.	7.0-8.4	_____	_____
i.	8.5-10.9	_____	_____
j.	11.0-13.9	_____	_____
k.	14.0-19.4	_____	_____
l.	19.5-27.9	_____	_____
m.	23+	_____	_____

GRADE:

pt(i) _____ pt(ii) _____ pt(iii) _____ pt(iv) _____ pt(v) _____
pt(vi) _____ pt(vii) _____ pt(viii) _____ pt(ix) _____ pt(x) _____

	Grade Classes by Gradient (Percent)	Number of Grades (Right- Justified)	Length of Grades in Class (Implied Decimal) (xx.xxx miles)
a.	0.0-0.4	_____	_____
b.	0.5-2.4	_____	_____
c.	2.5-4.4	_____	_____
d.	4.5-6.4	_____	_____
e.	6.5-8.4	_____	_____
f.	8.5-	_____	_____



ROUTE NUMBER: IS 195

STARTING MILE POINT: 1.21

ENDING MILE POINT: 1.79


.58

	Curve Classes by Degree of Curvature	Number of Curves (Right- Justified)	Length of Curves in Class (Implied Decimal) (xx.xxx miles)
a.	0.0-0.4	_____	_____
b.	0.5-1.4	_____	_____
c.	1.5-2.4	_____	_____
d.	2.5-3.4	_____	_____
e.	3.5-4.4	_____	_____
f.	4.5-5.4	_____	_____
g.	5.5-6.9	_____	_____
h.	7.0-8.4	_____	_____
i.	8.5-10.9	_____	_____
j.	11.0-13.9	_____	_____
k.	14.0-19.4	_____	_____
l.	19.5-27.9	_____	_____
m.	23+	_____	_____

GRADE:

pt(i) _____ pt(ii) _____ pt(iii) _____ pt(iv) _____ pt(v) _____
pt(vi) _____ pt(vii) _____ pt(viii) _____ pt(ix) _____ pt(x) _____

	Grade Classes by Gradient (Percent)	Number of Grades (Right- Justified)	Length of Grades in Class (Implied Decimal) (xx.xxx miles)
a.	0.0-0.4	_____	_____
b.	0.5-2.4	_____	_____
c.	2.5-4.4	_____	_____
d.	4.5-6.4	_____	_____
e.	6.5-8.4	_____	_____
f.	8.5-	_____	_____



ROUTE NUMBER: IS 195

STARTING MILE POINT: 1.79


ENDING MILE POINT: 1.85

	Curve Classes by Degree of Curvature	Number of Curves (Right- Justified)	Length of Curves in Class (Implied Decimal) (xx.xxx miles)	.06
a.	0.0-0.4	_____	_____	
b.	0.5-1.4	_____	_____	
c.	1.5-2.4	_____	_____	
d.	2.5-3.4	_____	_____	
e.	3.5-4.4	_____	_____	
f.	4.5-5.4	_____	_____	
g.	5.5-6.9	_____	_____	
h.	7.0-8.4	_____	_____	
i.	8.5-10.9	_____	_____	
j.	11.0-13.9	_____	_____	
k.	14.0-19.4	_____	_____	
l.	19.5-27.9	_____	_____	
m.	23+	_____	_____	

GRADE:

pt(i) _____ pt(ii) _____ pt(iii) _____ pt(iv) _____ pt(v) _____
pt(vi) _____ pt(vii) _____ pt(viii) _____ pt(ix) _____ pt(x) _____

	Grade Classes by Gradient (Percent)	Number of Grades (Right- Justified)	Length of Grades in Class (Implied Decimal) (xx.xxx miles)
a.	0.0-0.4	_____	_____
b.	0.5-2.4	_____	_____
c.	2.5-4.4	_____	_____
d.	4.5-6.4	_____	_____
e.	6.5-8.4	_____	_____
f.	8.5-	_____	_____



ROUTE NUMBER: IS 595

STARTING MILE POINT: 0.00


ENDING MILE POINT: 0.17

	Curve Classes by Degree of Curvature	Number of Curves (Right- Justified)	Length of Curves in Class (Implied Decimal) (xx.xxx miles)
a.	0.0-0.4	_____	_____
b.	0.5-1.4	_____	_____
c.	1.5-2.4	_____	_____
d.	2.5-3.4	_____	_____
e.	3.5-4.4	_____	_____
f.	4.5-5.4	_____	_____
g.	5.5-6.9	_____	_____
h.	7.0-8.4	_____	_____
i.	8.5-10.9	_____	_____
j.	11.0-13.9	_____	_____
k.	14.0-19.4	_____	_____
l.	19.5-27.9	_____	_____
m.	23+	_____	_____

GRADE:

pt (i) _____ pt (ii) _____ pt (iii) _____ pt (iv) _____ pt (v) _____
pt (vi) _____ pt (vii) _____ pt (viii) _____ pt (ix) _____ pt (x) _____

	Grade Classes by Gradient (Percent)	Number of Grades (Right- Justified)	Length of Grades in Class (Implied Decimal) (xx.xxx miles)
a.	0.0-0.4	_____	_____
b.	0.5-2.4	_____	_____
c.	2.5-4.4	_____	_____
d.	4.5-6.4	_____	_____
e.	6.5-8.4	_____	_____
f.	8.5-	_____	_____



ROUTE NUMBER: IS 595

STARTING MILE POINT: 0.17

ENDING MILE POINT: 0.33


.16

	Curve Classes by Degree of Curvature	Number of Curves (Right- Justified)	Length of Curves in Class (Implied Decimal) (xx.xxx miles)
a.	0.0-0.4	_____	_____
b.	0.5-1.4	_____	_____
c.	1.5-2.4	_____	_____
d.	2.5-3.4	_____	_____
e.	3.5-4.4	_____	_____
f.	4.5-5.4	_____	_____
g.	5.5-6.9	_____	_____
h.	7.0-8.4	_____	_____
i.	8.5-10.9	_____	_____
j.	11.0-13.9	_____	_____
k.	14.0-19.4	_____	_____
l.	19.5-27.9	_____	_____
m.	23+	_____	_____

GRADE:

pt(i) _____ pt(ii) _____ pt(iii) _____ pt(iv) _____ pt(v) _____
pt(vi) _____ pt(vii) _____ pt(viii) _____ pt(ix) _____ pt(x) _____

	Grade Classes by Gradient (Percent)	Number of Grades (Right- Justified)	Length of Grades in Class (Implied Decimal) (xx.xxx miles)
a.	0.0-0.4	_____	_____
b.	0.5-2.4	_____	_____
c.	2.5-4.4	_____	_____
d.	4.5-6.4	_____	_____
e.	6.5-8.4	_____	_____
f.	8.5-	_____	_____



ROUTE NUMBER: IS 595

STARTING MILE POINT: 0.33

ENDING MILE POINT: 0.93


.6

	Curve Classes by Degree of Curvature	Number of Curves (Right- Justified)	Length of Curves in Class (Implied Decimal) (xx.xxx miles)
a.	0.0-0.4	_____	_____
b.	0.5-1.4	_____	_____
c.	1.5-2.4	_____	_____
d.	2.5-3.4	_____	_____
e.	3.5-4.4	_____	_____
f.	4.5-5.4	_____	_____
g.	5.5-6.9	_____	_____
h.	7.0-8.4	_____	_____
i.	8.5-10.9	_____	_____
j.	11.0-13.9	_____	_____
k.	14.0-19.4	_____	_____
l.	19.5-27.9	_____	_____
m.	23+	_____	_____

GRADE:

pt(i) _____ pt(ii) _____ pt(iii) _____ pt(iv) _____ pt(v) _____
pt(vi) _____ pt(vii) _____ pt(viii) _____ pt(ix) _____ pt(x) _____

	Grade Classes by Gradient (Percent)	Number of Grades (Right- Justified)	Length of Grades in Class (Implied Decimal) (xx.xxx miles)
a.	0.0-0.4	_____	_____
b.	0.5-2.4	_____	_____
c.	2.5-4.4	_____	_____
d.	4.5-6.4	_____	_____
e.	6.5-8.4	_____	_____
f.	8.5-	_____	_____



ROUTE NUMBER: IS 595

STARTING MILE POINT: 0.93

ENDING MILE POINT: 1.00


.07

	Curve Classes by Degree of Curvature	Number of Curves (Right- Justified)	Length of Curves in Class (Implied Decimal) (xx.xxx miles)
a.	0.0-0.4	_____	_____
b.	0.5-1.4	_____	_____
c.	1.5-2.4	_____	_____
d.	2.5-3.4	_____	_____
e.	3.5-4.4	_____	_____
f.	4.5-5.4	_____	_____
g.	5.5-6.9	_____	_____
h.	7.0-8.4	_____	_____
i.	8.5-10.9	_____	_____
j.	11.0-13.9	_____	_____
k.	14.0-19.4	_____	_____
l.	19.5-27.9	_____	_____
m.	23+	_____	_____

GRADE:

pt(i) _____ pt(ii) _____ pt(iii) _____ pt(iv) _____ pt(v) _____
pt(vi) _____ pt(vii) _____ pt(viii) _____ pt(ix) _____ pt(x) _____

	Grade Classes by Gradient (Percent)	Number of Grades (Right- Justified)	Length of Grades in Class (Implied Decimal) (xx.xxx miles)
a.	0.0-0.4	_____	_____
b.	0.5-2.4	_____	_____
c.	2.5-4.4	_____	_____
d.	4.5-6.4	_____	_____
e.	6.5-8.4	_____	_____
f.	8.5-	_____	_____



ROUTE NUMBER: IS 595

STARTING MILE POINT: 1.00


ENDING MILE POINT: 1.56

	Curve Classes by Degree of Curvature	Number of Curves (Right- Justified)	Length of Curves in Class (Implied Decimal) (xx.xxx miles)
a.	0.0-0.4	_____	_____
b.	0.5-1.4	_____	_____
c.	1.5-2.4	_____	_____
d.	2.5-3.4	_____	_____
e.	3.5-4.4	_____	_____
f.	4.5-5.4	_____	_____
g.	5.5-6.9	_____	_____
h.	7.0-8.4	_____	_____
i.	8.5-10.9	_____	_____
j.	11.0-13.9	_____	_____
k.	14.0-19.4	_____	_____
l.	19.5-27.9	_____	_____
m.	23+	_____	_____

GRADE:

pt(i) _____ pt(ii) _____ pt(iii) _____ pt(iv) _____ pt(v) _____
pt(vi) _____ pt(vii) _____ pt(viii) _____ pt(ix) _____ pt(x) _____

	Grade Classes by Gradient (Percent)	Number of Grades (Right- Justified)	Length of Grades in Class (Implied Decimal) (xx.xxx miles)
a.	0.0-0.4	_____	_____
b.	0.5-2.4	_____	_____
c.	2.5-4.4	_____	_____
d.	4.5-6.4	_____	_____
e.	6.5-8.4	_____	_____
f.	8.5-	_____	_____



3

ROUTE NUMBER: IS 595

STARTING MILE POINT: 1.56

ENDING MILE POINT: 2.27


.71

	Curve Classes by Degree of Curvature	Number of Curves (Right- Justified)	Length of Curves in Class (Implied Decimal) (xx.xxx miles)
a.	0.0-0.4	_____	_____
b.	0.5-1.4	_____	_____
c.	1.5-2.4	_____	_____
d.	2.5-3.4	_____	_____
e.	3.5-4.4	_____	_____
f.	4.5-5.4	_____	_____
g.	5.5-6.9	_____	_____
h.	7.0-8.4	_____	_____
i.	8.5-10.9	_____	_____
j.	11.0-13.9	_____	_____
k.	14.0-19.4	_____	_____
l.	19.5-27.9	_____	_____
m.	23+	_____	_____

GRADE:

pt (i) _____ pt (ii) _____ pt (iii) _____ pt (iv) _____ pt (v) _____
 pt (vi) _____ pt (vii) _____ pt (viii) _____ pt (ix) _____ pt (x) _____

	Grade Classes by Gradient (Percent)	Number of Grades (Right- Justified)	Length of Grades in Class (Implied Decimal) (xx.xxx miles)
a.	0.0-0.4	_____	_____
b.	0.5-2.4	_____	_____
c.	2.5-4.4	_____	_____
d.	4.5-6.4	_____	_____
e.	6.5-8.4	_____	_____
f.	8.5-	_____	_____



ROUTE NUMBER: IS 595

STARTING MILE POINT: 2.27

ENDING MILE POINT: 2.39


.12

	Curve Classes by Degree of Curvature	Number of Curves (Right- Justified)	Length of Curves in Class (Implied Decimal) (xx.xxx miles)
a.	0.0-0.4	_____	_____
b.	0.5-1.4	_____	_____
c.	1.5-2.4	_____	_____
d.	2.5-3.4	_____	_____
e.	3.5-4.4	_____	_____
f.	4.5-5.4	_____	_____
g.	5.5-6.9	_____	_____
h.	7.0-8.4	_____	_____
i.	8.5-10.9	_____	_____
j.	11.0-13.9	_____	_____
k.	14.0-19.4	_____	_____
l.	19.5-27.9	_____	_____
m.	23+	_____	_____

GRADE:

pt(i) _____ pt(ii) _____ pt(iii) _____ pt(iv) _____ pt(v) _____
pt(vi) _____ pt(vii) _____ pt(viii) _____ pt(ix) _____ pt(x) _____

	Grade Classes by Gradient (Percent)	Number of Grades (Right- Justified)	Length of Grades in Class (Implied Decimal) (xx.xxx miles)
a.	0.0-0.4	_____	_____
b.	0.5-2.4	_____	_____
c.	2.5-4.4	_____	_____
d.	4.5-6.4	_____	_____
e.	6.5-8.4	_____	_____
f.	8.5-	_____	_____



ROUTE NUMBER: IS 595

STARTING MILE POINT: 2.39

ENDING MILE POINT: 3.38


.99

	Curve Classes by Degree of Curvature	Number of Curves (Right- Justified)	Length of Curves in Class (Implied Decimal) (xx.xxx miles)
a.	0.0-0.4	_____	_____
b.	0.5-1.4	_____	_____
c.	1.5-2.4	_____	_____
d.	2.5-3.4	_____	_____
e.	3.5-4.4	_____	_____
f.	4.5-5.4	_____	_____
g.	5.5-6.9	_____	_____
h.	7.0-8.4	_____	_____
i.	8.5-10.9	_____	_____
j.	11.0-13.9	_____	_____
k.	14.0-19.4	_____	_____
l.	19.5-27.9	_____	_____
m.	23+	_____	_____

GRADE:

pt(i) _____ pt(ii) _____ pt(iii) _____ pt(iv) _____ pt(v) _____
pt(vi) _____ pt(vii) _____ pt(viii) _____ pt(ix) _____ pt(x) _____

	Grade Classes by Gradient (Percent)	Number of Grades (Right- Justified)	Length of Grades in Class (Implied Decimal) (xx.xxx miles)
a.	0.0-0.4	_____	_____
b.	0.5-2.4	_____	_____
c.	2.5-4.4	_____	_____
d.	4.5-6.4	_____	_____
e.	6.5-8.4	_____	_____
f.	8.5-	_____	_____



ROUTE NUMBER: IS 595

STARTING MILE POINT: 3.38

ENDING MILE POINT: 4.53


1.15

	Curve Classes by Degree of Curvature	Number of Curves (Right- Justified)	Length of Curves in Class (Implied Decimal) (xx.xxx miles)
a.	0.0-0.4	_____	_____
b.	0.5-1.4	_____	_____
c.	1.5-2.4	_____	_____
d.	2.5-3.4	_____	_____
e.	3.5-4.4	_____	_____
f.	4.5-5.4	_____	_____
g.	5.5-6.9	_____	_____
h.	7.0-8.4	_____	_____
i.	8.5-10.9	_____	_____
j.	11.0-13.9	_____	_____
k.	14.0-19.4	_____	_____
l.	19.5-27.9	_____	_____
m.	23+	_____	_____

GRADE:

pt(i) _____ pt(ii) _____ pt(iii) _____ pt(iv) _____ pt(v) _____
pt(vi) _____ pt(vii) _____ pt(viii) _____ pt(ix) _____ pt(x) _____

	Grade Classes by Gradient (Percent)	Number of Grades (Right- Justified)	Length of Grades in Class (Implied Decimal) (xx.xxx miles)
a.	0.0-0.4	_____	_____
b.	0.5-2.4	_____	_____
c.	2.5-4.4	_____	_____
d.	4.5-6.4	_____	_____
e.	6.5-8.4	_____	_____
f.	8.5-	_____	_____



ROUTE NUMBER: IS 595

STARTING MILE POINT: 4.53

ENDING MILE POINT: 4.63


.10

	Curve Classes by Degree of Curvature	Number of Curves (Right- Justified)	Length of Curves in Class (Implied Decimal) (xx.xxx miles)
a.	0.0-0.4	_____	_____
b.	0.5-1.4	_____	_____
c.	1.5-2.4	_____	_____
d.	2.5-3.4	_____	_____
e.	3.5-4.4	_____	_____
f.	4.5-5.4	_____	_____
g.	5.5-6.9	_____	_____
h.	7.0-8.4	_____	_____
i.	8.5-10.9	_____	_____
j.	11.0-13.9	_____	_____
k.	14.0-19.4	_____	_____
l.	19.5-27.9	_____	_____
m.	23+	_____	_____

GRADE:

pt(i) _____ pt(ii) _____ pt(iii) _____ pt(iv) _____ pt(v) _____
pt(vi) _____ pt(vii) _____ pt(viii) _____ pt(ix) _____ pt(x) _____

	Grade Classes by Gradient (Percent)	Number of Grades (Right- Justified)	Length of Grades in Class (Implied Decimal) (xx.xxx miles)
a.	0.0-0.4	_____	_____
b.	0.5-2.4	_____	_____
c.	2.5-4.4	_____	_____
d.	4.5-6.4	_____	_____
e.	6.5-8.4	_____	_____
f.	8.5-	_____	_____



ROUTE NUMBER: IS 595

STARTING MILE POINT: 4.63

ENDING MILE POINT: 4.85


.22

	Curve Classes by Degree of Curvature	Number of Curves (Right- Justified)	Length of Curves in Class (Implied Decimal) (xx.xxx miles)
a.	0.0-0.4	_____	_____
b.	0.5-1.4	_____	_____
c.	1.5-2.4	_____	_____
d.	2.5-3.4	_____	_____
e.	3.5-4.4	_____	_____
f.	4.5-5.4	_____	_____
g.	5.5-6.9	_____	_____
h.	7.0-8.4	_____	_____
i.	8.5-10.9	_____	_____
j.	11.0-13.9	_____	_____
k.	14.0-19.4	_____	_____
l.	19.5-27.9	_____	_____
m.	23+	_____	_____

GRADE:

pt(i) _____ pt(ii) _____ pt(iii) _____ pt(iv) _____ pt(v) _____
pt(vi) _____ pt(vii) _____ pt(viii) _____ pt(ix) _____ pt(x) _____

	Grade Classes by Gradient (Percent)	Number of Grades (Right- Justified)	Length of Grades in Class (Implied Decimal) (xx.xxx miles)
a.	0.0-0.4	_____	_____
b.	0.5-2.4	_____	_____
c.	2.5-4.4	_____	_____
d.	4.5-6.4	_____	_____
e.	6.5-8.4	_____	_____
f.	8.5-	_____	_____



ROUTE NUMBER: IS 595

STARTING MILE POINT: 7.34

ENDING MILE POINT: 7.42


.08

	Curve Classes by Degree of Curvature	Number of Curves (Right- Justified)	Length of Curves in Class (Implied Decimal) (xx.xxx miles)
a.	0.0-0.4	_____	_____
b.	0.5-1.4	_____	_____
c.	1.5-2.4	_____	_____
d.	2.5-3.4	_____	_____
e.	3.5-4.4	_____	_____
f.	4.5-5.4	_____	_____
g.	5.5-6.9	_____	_____
h.	7.0-8.4	_____	_____
i.	8.5-10.9	_____	_____
j.	11.0-13.9	_____	_____
k.	14.0-19.4	_____	_____
l.	19.5-27.9	_____	_____
m.	23+	_____	_____

GRADE:

pt(i) _____ pt(ii) _____ pt(iii) _____ pt(iv) _____ pt(v) _____
pt(vi) _____ pt(vii) _____ pt(viii) _____ pt(ix) _____ pt(x) _____

	Grade Classes by Gradient (Percent)	Number of Grades (Right- Justified)	Length of Grades in Class (Implied Decimal) (xx.xxx miles)
a.	0.0-0.4	_____	_____
b.	0.5-2.4	_____	_____
c.	2.5-4.4	_____	_____
d.	4.5-6.4	_____	_____
e.	6.5-8.4	_____	_____
f.	8.5-	_____	_____



ROUTE NUMBER: IS 595

STARTING MILE POINT: 7.42

ENDING MILE POINT: 7.80


.38

	Curve Classes by Degree of Curvature	Number of Curves (Right- Justified)	Length of Curves in Class (Implied Decimal) (xx.xxx miles)
a.	0.0-0.4	_____	_____
b.	0.5-1.4	_____	_____
c.	1.5-2.4	_____	_____
d.	2.5-3.4	_____	_____
e.	3.5-4.4	_____	_____
f.	4.5-5.4	_____	_____
g.	5.5-6.9	_____	_____
h.	7.0-8.4	_____	_____
i.	8.5-10.9	_____	_____
j.	11.0-13.9	_____	_____
k.	14.0-19.4	_____	_____
l.	19.5-27.9	_____	_____
m.	23+	_____	_____

GRADE:

pt(i) _____ pt(ii) _____ pt(iii) _____ pt(iv) _____ pt(v) _____
pt(vi) _____ pt(vii) _____ pt(viii) _____ pt(ix) _____ pt(x) _____

	Grade Classes by Gradient (Percent)	Number of Grades (Right- Justified)	Length of Grades in Class (Implied Decimal) (xx.xxx miles)
a.	0.0-0.4	_____	_____
b.	0.5-2.4	_____	_____
c.	2.5-4.4	_____	_____
d.	4.5-6.4	_____	_____
e.	6.5-8.4	_____	_____
f.	8.5-	_____	_____



ROUTE NUMBER: IS 595

STARTING MILE POINT: 8.97

ENDING MILE POINT: 9.26


.29

	Curve Classes by Degree of Curvature	Number of Curves (Right- Justified)	Length of Curves in Class (Implied Decimal) (xx.xxx miles)
a.	0.0-0.4	_____	_____
b.	0.5-1.4	_____	_____
c.	1.5-2.4	_____	_____
d.	2.5-3.4	_____	_____
e.	3.5-4.4	_____	_____
f.	4.5-5.4	_____	_____
g.	5.5-6.9	_____	_____
h.	7.0-8.4	_____	_____
i.	8.5-10.9	_____	_____
j.	11.0-13.9	_____	_____
k.	14.0-19.4	_____	_____
l.	19.5-27.9	_____	_____
m.	23+	_____	_____

GRADE:

pt(i) _____ pt(ii) _____ pt(iii) _____ pt(iv) _____ pt(v) _____
pt(vi) _____ pt(vii) _____ pt(viii) _____ pt(ix) _____ pt(x) _____

	Grade Classes by Gradient (Percent)	Number of Grades (Right- Justified)	Length of Grades in Class (Implied Decimal) (xx.xxx miles)
a.	0.0-0.4	_____	_____
b.	0.5-2.4	_____	_____
c.	2.5-4.4	_____	_____
d.	4.5-6.4	_____	_____
e.	6.5-8.4	_____	_____
f.	8.5-	_____	_____



ROUTE NUMBER: IS 595

STARTING MILE POINT: 9.26

ENDING MILE POINT: 9.73


.47

	Curve Classes by Degree of Curvature	Number of Curves (Right- Justified)	Length of Curves in Class (Implied Decimal) (xx.xxx miles)
a.	0.0-0.4	_____	_____
b.	0.5-1.4	_____	_____
c.	1.5-2.4	_____	_____
d.	2.5-3.4	_____	_____
e.	3.5-4.4	_____	_____
f.	4.5-5.4	_____	_____
g.	5.5-6.9	_____	_____
h.	7.0-8.4	_____	_____
i.	8.5-10.9	_____	_____
j.	11.0-13.9	_____	_____
k.	14.0-19.4	_____	_____
l.	19.5-27.9	_____	_____
m.	23+	_____	_____

GRADE:

pt(i) _____ pt(ii) _____ pt(iii) _____ pt(iv) _____ pt(v) _____
pt(vi) _____ pt(vii) _____ pt(viii) _____ pt(ix) _____ pt(x) _____

	Grade Classes by Gradient (Percent)	Number of Grades (Right- Justified)	Length of Grades in Class (Implied Decimal) (xx.xxx miles)
a.	0.0-0.4	_____	_____
b.	0.5-2.4	_____	_____
c.	2.5-4.4	_____	_____
d.	4.5-6.4	_____	_____
e.	6.5-8.4	_____	_____
f.	8.5-	_____	_____



(12)

ROUTE NUMBER: IS 595

STARTING MILE POINT: 9.73

ENDING MILE POINT: 10.10


.37

	Curve Classes by Degree of Curvature	Number of Curves (Right- Justified)	Length of Curves in Class (Implied Decimal) (xx.xxx miles)
a.	0.0-0.4	_____	_____
b.	0.5-1.4	_____	_____
c.	1.5-2.4	_____	_____
d.	2.5-3.4	_____	_____
e.	3.5-4.4	_____	_____
f.	4.5-5.4	_____	_____
g.	5.5-6.9	_____	_____
h.	7.0-8.4	_____	_____
i.	8.5-10.9	_____	_____
j.	11.0-13.9	_____	_____
k.	14.0-19.4	_____	_____
l.	19.5-27.9	_____	_____
m.	23+	_____	_____

GRADE:

pt(i) _____ pt(ii) _____ pt(iii) _____ pt(iv) _____ pt(v) _____
 pt(vi) _____ pt(vii) _____ pt(viii) _____ pt(ix) _____ pt(x) _____

	Grade Classes by Gradient (Percent)	Number of Grades (Right- Justified)	Length of Grades in Class (Implied Decimal) (xx.xxx miles)
a.	0.0-0.4	_____	_____
b.	0.5-2.4	_____	_____
c.	2.5-4.4	_____	_____
d.	4.5-6.4	_____	_____
e.	6.5-8.4	_____	_____
f.	8.5-	_____	_____



ROUTE NUMBER: IS 595

STARTING MILE POINT: 10.10

ENDING MILE POINT: 10.49


.39

	Curve Classes by Degree of Curvature	Number of Curves (Right- Justified)	Length of Curves in Class (Implied Decimal) (xx.xxx miles)
a.	0.0-0.4	_____	_____
b.	0.5-1.4	_____	_____
c.	1.5-2.4	_____	_____
d.	2.5-3.4	_____	_____
e.	3.5-4.4	_____	_____
f.	4.5-5.4	_____	_____
g.	5.5-6.9	_____	_____
h.	7.0-8.4	_____	_____
i.	8.5-10.9	_____	_____
j.	11.0-13.9	_____	_____
k.	14.0-19.4	_____	_____
l.	19.5-27.9	_____	_____
m.	23+	_____	_____

GRADE:

pt(i) _____ pt(ii) _____ pt(iii) _____ pt(iv) _____ pt(v) _____
pt(vi) _____ pt(vii) _____ pt(viii) _____ pt(ix) _____ pt(x) _____

	Grade Classes by Gradient (Percent)	Number of Grades (Right- Justified)	Length of Grades in Class (Implied Decimal) (xx.xxx miles)
a.	0.0-0.4	_____	_____
b.	0.5-2.4	_____	_____
c.	2.5-4.4	_____	_____
d.	4.5-6.4	_____	_____
e.	6.5-8.4	_____	_____
f.	8.5-	_____	_____



ROUTE NUMBER: IS 595

STARTING MILE POINT: 10.49

ENDING MILE POINT: 10.59


.1

	Curve Classes by Degree of Curvature	Number of Curves (Right- Justified)	Length of Curves in Class (Implied Decimal) (xx.xxx miles)
a.	0.0-0.4	_____	_____
b.	0.5-1.4	_____	_____
c.	1.5-2.4	_____	_____
d.	2.5-3.4	_____	_____
e.	3.5-4.4	_____	_____
f.	4.5-5.4	_____	_____
g.	5.5-6.9	_____	_____
h.	7.0-8.4	_____	_____
i.	8.5-10.9	_____	_____
j.	11.0-13.9	_____	_____
k.	14.0-19.4	_____	_____
l.	19.5-27.9	_____	_____
m.	23+	_____	_____

GRADE:

pt (i) _____ pt (ii) _____ pt (iii) _____ pt (iv) _____ pt (v) _____
pt (vi) _____ pt (vii) _____ pt (viii) _____ pt (ix) _____ pt (x) _____

	Grade Classes by Gradient (Percent)	Number of Grades (Right- Justified)	Length of Grades in Class (Implied Decimal) (xx.xxx miles)
a.	0.0-0.4	_____	_____
b.	0.5-2.4	_____	_____
c.	2.5-4.4	_____	_____
d.	4.5-6.4	_____	_____
e.	6.5-8.4	_____	_____
f.	8.5-	_____	_____



ROUTE NUMBER: IS 595

STARTING MILE POINT: 10.59

ENDING MILE POINT: 10.66


.07

	Curve Classes by Degree of Curvature	Number of Curves (Right- Justified)	Length of Curves in Class (Implied Decimal) (xx.xxx miles)
a.	0.0-0.4	_____	_____
b.	0.5-1.4	_____	_____
c.	1.5-2.4	_____	_____
d.	2.5-3.4	_____	_____
e.	3.5-4.4	_____	_____
f.	4.5-5.4	_____	_____
g.	5.5-6.9	_____	_____
h.	7.0-8.4	_____	_____
i.	8.5-10.9	_____	_____
j.	11.0-13.9	_____	_____
k.	14.0-19.4	_____	_____
l.	19.5-27.9	_____	_____
m.	23+	_____	_____

GRADE:

pt(i) _____ pt(ii) _____ pt(iii) _____ pt(iv) _____ pt(v) _____
pt(vi) _____ pt(vii) _____ pt(viii) _____ pt(ix) _____ pt(x) _____

	Grade Classes by Gradient (Percent)	Number of Grades (Right- Justified)	Length of Grades in Class (Implied Decimal) (xx.xxx miles)
a.	0.0-0.4	_____	_____
b.	0.5-2.4	_____	_____
c.	2.5-4.4	_____	_____
d.	4.5-6.4	_____	_____
e.	6.5-8.4	_____	_____
f.	8.5-	_____	_____



ROUTE NUMBER: IS 695

STARTING MILE POINT: 0.14

ENDING MILE POINT: 0.17


	Curve Classes by Degree of Curvature	Number of Curves (Right- Justified)	Length of Curves in Class (Implied Decimal) (xx.xxx miles)
a.	0.0-0.4	_____	_____
b.	0.5-1.4	_____	_____
c.	1.5-2.4	_____	_____
d.	2.5-3.4	_____	_____
e.	3.5-4.4	_____	_____
f.	4.5-5.4	_____	_____
g.	5.5-6.9	_____	_____
h.	7.0-8.4	_____	_____
i.	8.5-10.9	_____	_____
j.	11.0-13.9	_____	_____
k.	14.0-19.4	_____	_____
l.	19.5-27.9	_____	_____
m.	23+	_____	_____

.03

GRADE:

pt(i) _____ pt(ii) _____ pt(iii) _____ pt(iv) _____ pt(v) _____
pt(vi) _____ pt(vii) _____ pt(viii) _____ pt(ix) _____ pt(x) _____

	Grade Classes by Gradient (Percent)	Number of Grades (Right- Justified)	Length of Grades in Class (Implied Decimal) (xx.xxx miles)
a.	0.0-0.4	_____	_____
b.	0.5-2.4	_____	_____
c.	2.5-4.4	_____	_____
d.	4.5-6.4	_____	_____
e.	6.5-8.4	_____	_____
f.	8.5-	_____	_____



ROUTE NUMBER: IS 695

STARTING MILE POINT: 0.17


ENDING MILE POINT: 0.41

	Curve Classes by Degree of Curvature	Number of Curves (Right- Justified)	Length of Curves in Class (Implied Decimal) (xx.xxx miles)
a.	0.0-0.4	_____	_____
b.	0.5-1.4	_____	_____
c.	1.5-2.4	_____	_____
d.	2.5-3.4	_____	_____
e.	3.5-4.4	_____	_____
f.	4.5-5.4	_____	_____
g.	5.5-6.9	_____	_____
h.	7.0-8.4	_____	_____
i.	8.5-10.9	_____	_____
j.	11.0-13.9	_____	_____
k.	14.0-19.4	_____	_____
l.	19.5-27.9	_____	_____
m.	23+	_____	_____

GRADE:

pt(i) _____ pt(ii) _____ pt(iii) _____ pt(iv) _____ pt(v) _____
pt(vi) _____ pt(vii) _____ pt(viii) _____ pt(ix) _____ pt(x) _____

	Grade Classes by Gradient (Percent)	Number of Grades (Right- Justified)	Length of Grades in Class (Implied Decimal) (xx.xxx miles)
a.	0.0-0.4	_____	_____
b.	0.5-2.4	_____	_____
c.	2.5-4.4	_____	_____
d.	4.5-6.4	_____	_____
e.	6.5-8.4	_____	_____
f.	8.5-	_____	_____



ROUTE NUMBER: IS 695

STARTING MILE POINT: 0.41

ENDING MILE POINT: 0.53


.12

	Curve Classes by Degree of Curvature	Number of Curves (Right- Justified)	Length of Curves in Class (Implied Decimal) (xx.xxx miles)
a.	0.0-0.4	_____	_____
b.	0.5-1.4	_____	_____
c.	1.5-2.4	_____	_____
d.	2.5-3.4	_____	_____
e.	3.5-4.4	_____	_____
f.	4.5-5.4	_____	_____
g.	5.5-6.9	_____	_____
h.	7.0-8.4	_____	_____
i.	8.5-10.9	_____	_____
j.	11.0-13.9	_____	_____
k.	14.0-19.4	_____	_____
l.	19.5-27.9	_____	_____
m.	23+	_____	_____

GRADE:

pt(i) _____ pt(ii) _____ pt(iii) _____ pt(iv) _____ pt(v) _____
pt(vi) _____ pt(vii) _____ pt(viii) _____ pt(ix) _____ pt(x) _____

	Grade Classes by Gradient (Percent)	Number of Grades (Right- Justified)	Length of Grades in Class (Implied Decimal) (xx.xxx miles)
a.	0.0-0.4	_____	_____
b.	0.5-2.4	_____	_____
c.	2.5-4.4	_____	_____
d.	4.5-6.4	_____	_____
e.	6.5-8.4	_____	_____
f.	8.5-	_____	_____



ROUTE NUMBER: IS 695

STARTING MILE POINT: 0.53

ENDING MILE POINT: 0.61


.08

	Curve Classes by Degree of Curvature	Number of Curves (Right- Justified)	Length of Curves in Class (Implied Decimal) (xx.xxx miles)
a.	0.0-0.4	_____	_____
b.	0.5-1.4	_____	_____
c.	1.5-2.4	_____	_____
d.	2.5-3.4	_____	_____
e.	3.5-4.4	_____	_____
f.	4.5-5.4	_____	_____
g.	5.5-6.9	_____	_____
h.	7.0-8.4	_____	_____
i.	8.5-10.9	_____	_____
j.	11.0-13.9	_____	_____
k.	14.0-19.4	_____	_____
l.	19.5-27.9	_____	_____
m.	23+	_____	_____

GRADE:

pt(i) _____ pt(ii) _____ pt(iii) _____ pt(iv) _____ pt(v) _____
pt(vi) _____ pt(vii) _____ pt(viii) _____ pt(ix) _____ pt(x) _____

	Grade Classes by Gradient (Percent)	Number of Grades (Right- Justified)	Length of Grades in Class (Implied Decimal) (xx.xxx miles)
a.	0.0-0.4	_____	_____
b.	0.5-2.4	_____	_____
c.	2.5-4.4	_____	_____
d.	4.5-6.4	_____	_____
e.	6.5-8.4	_____	_____
f.	8.5-	_____	_____



ROUTE NUMBER: IS 695

STARTING MILE POINT: 0.61

ENDING MILE POINT: 0.78


.17

	Curve Classes by Degree of Curvature	Number of Curves (Right- Justified)	Length of Curves in Class (Implied Decimal) (xx.xxx miles)
a.	0.0-0.4	_____	_____
b.	0.5-1.4	_____	_____
c.	1.5-2.4	_____	_____
d.	2.5-3.4	_____	_____
e.	3.5-4.4	_____	_____
f.	4.5-5.4	_____	_____
g.	5.5-6.9	_____	_____
h.	7.0-8.4	_____	_____
i.	8.5-10.9	_____	_____
j.	11.0-13.9	_____	_____
k.	14.0-19.4	_____	_____
l.	19.5-27.9	_____	_____
m.	23+	_____	_____

GRADE:

pt (i) _____ pt (ii) _____ pt (iii) _____ pt (iv) _____ pt (v) _____
pt (vi) _____ pt (vii) _____ pt (viii) _____ pt (ix) _____ pt (x) _____

	Grade Classes by Gradient (Percent)	Number of Grades (Right- Justified)	Length of Grades in Class (Implied Decimal) (xx.xxx miles)
a.	0.0-0.4	_____	_____
b.	0.5-2.4	_____	_____
c.	2.5-4.4	_____	_____
d.	4.5-6.4	_____	_____
e.	6.5-8.4	_____	_____
f.	8.5-	_____	_____



ROUTE NUMBER: IS 695

STARTING MILE POINT: 0.78

ENDING MILE POINT: 1.00


.22

	Curve Classes by Degree of Curvature	Number of Curves (Right- Justified)	Length of Curves in Class (Implied Decimal) (xx.xxx miles)
a.	0.0-0.4	_____	_____
b.	0.5-1.4	_____	_____
c.	1.5-2.4	_____	_____
d.	2.5-3.4	_____	_____
e.	3.5-4.4	_____	_____
f.	4.5-5.4	_____	_____
g.	5.5-6.9	_____	_____
h.	7.0-8.4	_____	_____
i.	8.5-10.9	_____	_____
j.	11.0-13.9	_____	_____
k.	14.0-19.4	_____	_____
l.	19.5-27.9	_____	_____
m.	23+	_____	_____

GRADE:

pt(i) _____ pt(ii) _____ pt(iii) _____ pt(iv) _____ pt(v) _____
pt(vi) _____ pt(vii) _____ pt(viii) _____ pt(ix) _____ pt(x) _____

	Grade Classes by Gradient (Percent)	Number of Grades (Right- Justified)	Length of Grades in Class (Implied Decimal) (xx.xxx miles)
a.	0.0-0.4	_____	_____
b.	0.5-2.4	_____	_____
c.	2.5-4.4	_____	_____
d.	4.5-6.4	_____	_____
e.	6.5-8.4	_____	_____
f.	8.5-	_____	_____



ROUTE NUMBER: IS 695

STARTING MILE POINT: 1.00


ENDING MILE POINT: 1.05

	Curve Classes by Degree of Curvature	Number of Curves (Right- Justified)	Length of Curves in Class (Implied Decimal) (xx.xxx miles)
a.	0.0-0.4	_____	_____
b.	0.5-1.4	_____	_____
c.	1.5-2.4	_____	_____
d.	2.5-3.4	_____	_____
e.	3.5-4.4	_____	_____
f.	4.5-5.4	_____	_____
g.	5.5-6.9	_____	_____
h.	7.0-8.4	_____	_____
i.	8.5-10.9	_____	_____
j.	11.0-13.9	_____	_____
k.	14.0-19.4	_____	_____
l.	19.5-27.9	_____	_____
m.	23+	_____	_____

GRADE:

pt(i) _____ pt(ii) _____ pt(iii) _____ pt(iv) _____ pt(v) _____
pt(vi) _____ pt(vii) _____ pt(viii) _____ pt(ix) _____ pt(x) _____

	Grade Classes by Gradient (Percent)	Number of Grades (Right- Justified)	Length of Grades in Class (Implied Decimal) (xx.xxx miles)
a.	0.0-0.4	_____	_____
b.	0.5-2.4	_____	_____
c.	2.5-4.4	_____	_____
d.	4.5-6.4	_____	_____
e.	6.5-8.4	_____	_____
f.	8.5-	_____	_____



ROUTE NUMBER: IS 695

STARTING MILE POINT: 1.05

ENDING MILE POINT: 1.43


.38

	Curve Classes by Degree of Curvature	Number of Curves (Right- Justified)	Length of Curves in Class (Implied Decimal) (xx.xxx miles)
a.	0.0-0.4	_____	_____
b.	0.5-1.4	_____	_____
c.	1.5-2.4	_____	_____
d.	2.5-3.4	_____	_____
e.	3.5-4.4	_____	_____
f.	4.5-5.4	_____	_____
g.	5.5-6.9	_____	_____
h.	7.0-8.4	_____	_____
i.	8.5-10.9	_____	_____
j.	11.0-13.9	_____	_____
k.	14.0-19.4	_____	_____
l.	19.5-27.9	_____	_____
m.	23+	_____	_____

GRADE:

pt(i) _____ pt(ii) _____ pt(iii) _____ pt(iv) _____ pt(v) _____
pt(vi) _____ pt(vii) _____ pt(viii) _____ pt(ix) _____ pt(x) _____

	Grade Classes by Gradient (Percent)	Number of Grades (Right- Justified)	Length of Grades in Class (Implied Decimal) (xx.xxx miles)
a.	0.0-0.4	_____	_____
b.	0.5-2.4	_____	_____
c.	2.5-4.4	_____	_____
d.	4.5-6.4	_____	_____
e.	6.5-8.4	_____	_____
f.	8.5-	_____	_____



ROUTE NUMBER: FS 695

STARTING MILE POINT: 1.43

ENDING MILE POINT: 1.63


.2

	Curve Classes by Degree of Curvature	Number of Curves (Right- Justified)	Length of Curves in Class (Implied Decimal) (xx.xxx miles)
a.	0.0-0.4	_____	_____
b.	0.5-1.4	_____	_____
c.	1.5-2.4	_____	_____
d.	2.5-3.4	_____	_____
e.	3.5-4.4	_____	_____
f.	4.5-5.4	_____	_____
g.	5.5-6.9	_____	_____
h.	7.0-8.4	_____	_____
i.	8.5-10.9	_____	_____
j.	11.0-13.9	_____	_____
k.	14.0-19.4	_____	_____
l.	19.5-27.9	_____	_____
m.	23+	_____	_____

GRADE:

pt (i) _____ pt (ii) _____ pt (iii) _____ pt (iv) _____ pt (v) _____
pt (vi) _____ pt (vii) _____ pt (viii) _____ pt (ix) _____ pt (x) _____

	Grade Classes by Gradient (Percent)	Number of Grades (Right- Justified)	Length of Grades in Class (Implied Decimal) (xx.xxx miles)
a.	0.0-0.4	_____	_____
b.	0.5-2.4	_____	_____
c.	2.5-4.4	_____	_____
d.	4.5-6.4	_____	_____
e.	6.5-8.4	_____	_____
f.	8.5-	_____	_____



ROUTE NUMBER: IS 695

STARTING MILE POINT: 1.63

ENDING MILE POINT: 1.72


.09

	Curve Classes by Degree of Curvature	Number of Curves (Right- Justified)	Length of Curves in Class (Implied Decimal) (xx.xxx miles)
a.	0.0-0.4	_____	_____
b.	0.5-1.4	_____	_____
c.	1.5-2.4	_____	_____
d.	2.5-3.4	_____	_____
e.	3.5-4.4	_____	_____
f.	4.5-5.4	_____	_____
g.	5.5-6.9	_____	_____
h.	7.0-8.4	_____	_____
i.	8.5-10.9	_____	_____
j.	11.0-13.9	_____	_____
k.	14.0-19.4	_____	_____
l.	19.5-27.9	_____	_____
m.	23+	_____	_____

GRADE:

pt(i) _____ pt(ii) _____ pt(iii) _____ pt(iv) _____ pt(v) _____
pt(vi) _____ pt(vii) _____ pt(viii) _____ pt(ix) _____ pt(x) _____

	Grade Classes by Gradient (Percent)	Number of Grades (Right- Justified)	Length of Grades in Class (Implied Decimal) (xx.xxx miles)
a.	0.0-0.4	_____	_____
b.	0.5-2.4	_____	_____
c.	2.5-4.4	_____	_____
d.	4.5-6.4	_____	_____
e.	6.5-8.4	_____	_____
f.	8.5-	_____	_____



ROUTE NUMBER: IS 695

STARTING MILE POINT: 1.72

ENDING MILE POINT: 1.79


.07

	Curve Classes by Degree of Curvature	Number of Curves (Right- Justified)	Length of Curves in Class (Implied Decimal) (xx.xxx miles)
a.	0.0-0.4	_____	_____
b.	0.5-1.4	_____	_____
c.	1.5-2.4	_____	_____
d.	2.5-3.4	_____	_____
e.	3.5-4.4	_____	_____
f.	4.5-5.4	_____	_____
g.	5.5-6.9	_____	_____
h.	7.0-8.4	_____	_____
i.	8.5-10.9	_____	_____
j.	11.0-13.9	_____	_____
k.	14.0-19.4	_____	_____
l.	19.5-27.9	_____	_____
m.	23+	_____	_____

GRADE:

pt (i) _____ pt (ii) _____ pt (iii) _____ pt (iv) _____ pt (v) _____
pt (vi) _____ pt (vii) _____ pt (viii) _____ pt (ix) _____ pt (x) _____

	Grade Classes by Gradient (Percent)	Number of Grades (Right- Justified)	Length of Grades in Class (Implied Decimal) (xx.xxx miles)
a.	0.0-0.4	_____	_____
b.	0.5-2.4	_____	_____
c.	2.5-4.4	_____	_____
d.	4.5-6.4	_____	_____
e.	6.5-8.4	_____	_____
f.	8.5-	_____	_____



ROUTE NUMBER: IS 695

STARTING MILE POINT: 1.79

ENDING MILE POINT: 2.07


.28

	Curve Classes by Degree of Curvature	Number of Curves (Right- Justified)	Length of Curves in Class (Implied Decimal) (xx.xxx miles)
a.	0.0-0.4	_____	_____
b.	0.5-1.4	_____	_____
c.	1.5-2.4	_____	_____
d.	2.5-3.4	_____	_____
e.	3.5-4.4	_____	_____
f.	4.5-5.4	_____	_____
g.	5.5-6.9	_____	_____
h.	7.0-8.4	_____	_____
i.	8.5-10.9	_____	_____
j.	11.0-13.9	_____	_____
k.	14.0-19.4	_____	_____
l.	19.5-27.9	_____	_____
m.	23+	_____	_____

GRADE:

pt(i) _____ pt(ii) _____ pt(iii) _____ pt(iv) _____ pt(v) _____
pt(vi) _____ pt(vii) _____ pt(viii) _____ pt(ix) _____ pt(x) _____

	Grade Classes by Gradient (Percent)	Number of Grades (Right- Justified)	Length of Grades in Class (Implied Decimal) (xx.xxx miles)
a.	0.0-0.4	_____	_____
b.	0.5-2.4	_____	_____
c.	2.5-4.4	_____	_____
d.	4.5-6.4	_____	_____
e.	6.5-8.4	_____	_____
f.	8.5-	_____	_____



ROUTE NUMBER: IS 695

STARTING MILE POINT: 2.07


ENDING MILE POINT: 2.09

	Curve Classes by Degree of Curvature	Number of Curves (Right- Justified)	Length of Curves in Class (Implied Decimal) (xx.xxx miles)
a.	0.0-0.4	_____	_____
b.	0.5-1.4	_____	_____
c.	1.5-2.4	_____	_____
d.	2.5-3.4	_____	_____
e.	3.5-4.4	_____	_____
f.	4.5-5.4	_____	_____
g.	5.5-6.9	_____	_____
h.	7.0-8.4	_____	_____
i.	8.5-10.9	_____	_____
j.	11.0-13.9	_____	_____
k.	14.0-19.4	_____	_____
l.	19.5-27.9	_____	_____
m.	23+	_____	_____

GRADE:

pt(i) _____ pt(ii) _____ pt(iii) _____ pt(iv) _____ pt(v) _____
pt(vi) _____ pt(vii) _____ pt(viii) _____ pt(ix) _____ pt(x) _____

	Grade Classes by Gradient (Percent)	Number of Grades (Right- Justified)	Length of Grades in Class (Implied Decimal) (xx.xxx miles)
a.	0.0-0.4	_____	_____
b.	0.5-2.4	_____	_____
c.	2.5-4.4	_____	_____
d.	4.5-6.4	_____	_____
e.	6.5-8.4	_____	_____
f.	8.5-	_____	_____



ROUTE NUMBER: IS 695

STARTING MILE POINT: 2.09

ENDING MILE POINT: 2.20


.11

	Curve Classes by Degree of Curvature	Number of Curves (Right- Justified)	Length of Curves in Class (Implied Decimal) (xx.xxx miles)
a.	0.0-0.4	_____	_____
b.	0.5-1.4	_____	_____
c.	1.5-2.4	_____	_____
d.	2.5-3.4	_____	_____
e.	3.5-4.4	_____	_____
f.	4.5-5.4	_____	_____
g.	5.5-6.9	_____	_____
h.	7.0-8.4	_____	_____
i.	8.5-10.9	_____	_____
j.	11.0-13.9	_____	_____
k.	14.0-19.4	_____	_____
l.	19.5-27.9	_____	_____
m.	23+	_____	_____

GRADE:

pt(i) _____ pt(ii) _____ pt(iii) _____ pt(iv) _____ pt(v) _____
pt(vi) _____ pt(vii) _____ pt(viii) _____ pt(ix) _____ pt(x) _____

	Grade Classes by Gradient (Percent)	Number of Grades (Right- Justified)	Length of Grades in Class (Implied Decimal) (xx.xxx miles)
a.	0.0-0.4	_____	_____
b.	0.5-2.4	_____	_____
c.	2.5-4.4	_____	_____
d.	4.5-6.4	_____	_____
e.	6.5-8.4	_____	_____
f.	8.5-	_____	_____



ROUTE NUMBER: IS 895B

STARTING MILE POINT: 2.12

ENDING MILE POINT: 2.25


.13

	Curve Classes by Degree of Curvature	Number of Curves (Right- Justified)	Length of Curves in Class (Implied Decimal) (xx.xxx miles)
a.	0.0-0.4	_____	_____
b.	0.5-1.4	_____	_____
c.	1.5-2.4	_____	_____
d.	2.5-3.4	_____	_____
e.	3.5-4.4	_____	_____
f.	4.5-5.4	_____	_____
g.	5.5-6.9	_____	_____
h.	7.0-8.4	_____	_____
i.	8.5-10.9	_____	_____
j.	11.0-13.9	_____	_____
k.	14.0-19.4	_____	_____
l.	19.5-27.9	_____	_____
m.	23+	_____	_____

GRADE:

pt(i) _____ pt(ii) _____ pt(iii) _____ pt(iv) _____ pt(v) _____
pt(vi) _____ pt(vii) _____ pt(viii) _____ pt(ix) _____ pt(x) _____

	Grade Classes by Gradient (Percent)	Number of Grades (Right- Justified)	Length of Grades in Class (Implied Decimal) (xx.xxx miles)
a.	0.0-0.4	_____	_____
b.	0.5-2.4	_____	_____
c.	2.5-4.4	_____	_____
d.	4.5-6.4	_____	_____
e.	6.5-8.4	_____	_____
f.	8.5-	_____	_____



ROUTE NUMBER: IS 895 B

STARTING MILE POINT: 2.25

ENDING MILE POINT: 2.32


.07

	Curve Classes by Degree of Curvature	Number of Curves (Right- Justified)	Length of Curves in Class (Implied Decimal) (xx.xxx miles)
a.	0.0-0.4	_____	_____
b.	0.5-1.4	_____	_____
c.	1.5-2.4	_____	_____
d.	2.5-3.4	_____	_____
e.	3.5-4.4	_____	_____
f.	4.5-5.4	_____	_____
g.	5.5-6.9	_____	_____
h.	7.0-8.4	_____	_____
i.	8.5-10.9	_____	_____
j.	11.0-13.9	_____	_____
k.	14.0-19.4	_____	_____
l.	19.5-27.9	_____	_____
m.	23+	_____	_____

GRADE:

pt(i) _____ pt(ii) _____ pt(iii) _____ pt(iv) _____ pt(v) _____
pt(vi) _____ pt(vii) _____ pt(viii) _____ pt(ix) _____ pt(x) _____

	Grade Classes by Gradient (Percent)	Number of Grades (Right- Justified)	Length of Grades in Class (Implied Decimal) (xx.xxx miles)
a.	0.0-0.4	_____	_____
b.	0.5-2.4	_____	_____
c.	2.5-4.4	_____	_____
d.	4.5-6.4	_____	_____
e.	6.5-8.4	_____	_____
f.	8.5-	_____	_____



6

ROUTE NUMBER: IS 895 B

STARTING MILE POINT: 2.32


ENDING MILE POINT: 2.40

	Curve Classes by Degree of Curvature	Number of Curves (Right- Justified)	Length of Curves in Class (Implied Decimal) (xx.xxx miles)
a.	0.0-0.4	_____	_____
b.	0.5-1.4	_____	_____
c.	1.5-2.4	_____	_____
d.	2.5-3.4	_____	_____
e.	3.5-4.4	_____	_____
f.	4.5-5.4	_____	_____
g.	5.5-6.9	_____	_____
h.	7.0-8.4	_____	_____
i.	8.5-10.9	_____	_____
j.	11.0-13.9	_____	_____
k.	14.0-19.4	_____	_____
l.	19.5-27.9	_____	_____
m.	23+	_____	_____

GRADE:

pt(i) _____ pt(ii) _____ pt(iii) _____ pt(iv) _____ pt(v) _____
 pt(vi) _____ pt(vii) _____ pt(viii) _____ pt(ix) _____ pt(x) _____

	Grade Classes by Gradient (Percent)	Number of Grades (Right- Justified)	Length of Grades in Class (Implied Decimal) (xx.xxx miles)
a.	0.0-0.4	_____	_____
b.	0.5-2.4	_____	_____
c.	2.5-4.4	_____	_____
d.	4.5-6.4	_____	_____
e.	6.5-8.4	_____	_____
f.	8.5-	_____	_____



ROUTE NUMBER: IS 895 B

STARTING MILE POINT: 2.40

ENDING MILE POINT: 2.50


.11

	Curve Classes by Degree of Curvature	Number of Curves (Right- Justified)	Length of Curves in Class (Implied Decimal) (xx.xxx miles)
a.	0.0-0.4	_____	_____
b.	0.5-1.4	_____	_____
c.	1.5-2.4	_____	_____
d.	2.5-3.4	_____	_____
e.	3.5-4.4	_____	_____
f.	4.5-5.4	_____	_____
g.	5.5-6.9	_____	_____
h.	7.0-8.4	_____	_____
i.	8.5-10.9	_____	_____
j.	11.0-13.9	_____	_____
k.	14.0-19.4	_____	_____
l.	19.5-27.9	_____	_____
m.	23+	_____	_____

GRADE:

pt(i) _____ pt(ii) _____ pt(iii) _____ pt(iv) _____ pt(v) _____
pt(vi) _____ pt(vii) _____ pt(viii) _____ pt(ix) _____ pt(x) _____

	Grade Classes by Gradient (Percent)	Number of Grades (Right- Justified)	Length of Grades in Class (Implied Decimal) (xx.xxx miles)
a.	0.0-0.4	_____	_____
b.	0.5-2.4	_____	_____
c.	2.5-4.4	_____	_____
d.	4.5-6.4	_____	_____
e.	6.5-8.4	_____	_____
f.	8.5-	_____	_____



ROUTE NUMBER: IS 895 B

STARTING MILE POINT: 2.50


ENDING MILE POINT: 2.60

	Curve Classes by Degree of Curvature	Number of Curves (Right- Justified)	Length of Curves in Class (Implied Decimal) (xx.xxx miles)
a.	0.0-0.4	_____	_____
b.	0.5-1.4	_____	_____
c.	1.5-2.4	_____	_____
d.	2.5-3.4	_____	_____
e.	3.5-4.4	_____	_____
f.	4.5-5.4	_____	_____
g.	5.5-6.9	_____	_____
h.	7.0-8.4	_____	_____
i.	8.5-10.9	_____	_____
j.	11.0-13.9	_____	_____
k.	14.0-19.4	_____	_____
l.	19.5-27.9	_____	_____
m.	23+	_____	_____

GRADE:

pt(i) _____ pt(ii) _____ pt(iii) _____ pt(iv) _____ pt(v) _____
pt(vi) _____ pt(vii) _____ pt(viii) _____ pt(ix) _____ pt(x) _____

	Grade Classes by Gradient (Percent)	Number of Grades (Right- Justified)	Length of Grades in Class (Implied Decimal) (xx.xxx miles)
a.	0.0-0.4	_____	_____
b.	0.5-2.4	_____	_____
c.	2.5-4.4	_____	_____
d.	4.5-6.4	_____	_____
e.	6.5-8.4	_____	_____
f.	8.5-	_____	_____



ROUTE NUMBER: IS 895B

STARTING MILE POINT: 2.60

ENDING MILE POINT: 2.66


.06

	Curve Classes by Degree of Curvature	Number of Curves (Right- Justified)	Length of Curves in Class (Implied Decimal) (xx.xxx miles)
a.	0.0-0.4	_____	_____
b.	0.5-1.4	_____	_____
c.	1.5-2.4	_____	_____
d.	2.5-3.4	_____	_____
e.	3.5-4.4	_____	_____
f.	4.5-5.4	_____	_____
g.	5.5-6.9	_____	_____
h.	7.0-8.4	_____	_____
i.	8.5-10.9	_____	_____
j.	11.0-13.9	_____	_____
k.	14.0-19.4	_____	_____
l.	19.5-27.9	_____	_____
m.	23+	_____	_____

GRADE:

pt(i) _____ pt(ii) _____ pt(iii) _____ pt(iv) _____ pt(v) _____
pt(vi) _____ pt(vii) _____ pt(viii) _____ pt(ix) _____ pt(x) _____

	Grade Classes by Gradient (Percent)	Number of Grades (Right- Justified)	Length of Grades in Class (Implied Decimal) (xx.xxx miles)
a.	0.0-0.4	_____	_____
b.	0.5-2.4	_____	_____
c.	2.5-4.4	_____	_____
d.	4.5-6.4	_____	_____
e.	6.5-8.4	_____	_____
f.	8.5-	_____	_____



ROUTE NUMBER: MD 2

STARTING MILE POINT: 16.32

ENDING MILE POINT: 16.73


.41

	Curve Classes by Degree of Curvature	Number of Curves (Right- Justified)	Length of Curves in Class (Implied Decimal) (xx.xxx miles)
a.	0.0-0.4	_____	_____
b.	0.5-1.4	_____	_____
c.	1.5-2.4	_____	_____
d.	2.5-3.4	_____	_____
e.	3.5-4.4	_____	_____
f.	4.5-5.4	_____	_____
g.	5.5-6.9	_____	_____
h.	7.0-8.4	_____	_____
i.	8.5-10.9	_____	_____
j.	11.0-13.9	_____	_____
k.	14.0-19.4	_____	_____
l.	19.5-27.9	_____	_____
m.	23+	_____	_____

GRADE:

pt(i) _____ pt(ii) _____ pt(iii) _____ pt(iv) _____ pt(v) _____
pt(vi) _____ pt(vii) _____ pt(viii) _____ pt(ix) _____ pt(x) _____

	Grade Classes by Gradient (Percent)	Number of Grades (Right- Justified)	Length of Grades in Class (Implied Decimal) (xx.xxx miles)
a.	0.0-0.4	_____	_____
b.	0.5-2.4	_____	_____
c.	2.5-4.4	_____	_____
d.	4.5-6.4	_____	_____
e.	6.5-8.4	_____	_____
f.	8.5-	_____	_____



ROUTE NUMBER: MD 2

STARTING MILE POINT: 16.73

ENDING MILE POINT: 16.83


.1

	Curve Classes by Degree of Curvature	Number of Curves (Right- Justified)	Length of Curves in Class (Implied Decimal) (xx.xxx miles)
a.	0.0-0.4	_____	_____
b.	0.5-1.4	_____	_____
c.	1.5-2.4	_____	_____
d.	2.5-3.4	_____	_____
e.	3.5-4.4	_____	_____
f.	4.5-5.4	_____	_____
g.	5.5-6.9	_____	_____
h.	7.0-8.4	_____	_____
i.	8.5-10.9	_____	_____
j.	11.0-13.9	_____	_____
k.	14.0-19.4	_____	_____
l.	19.5-27.9	_____	_____
m.	23+	_____	_____

GRADE:

pt(i) _____ pt(ii) _____ pt(iii) _____ pt(iv) _____ pt(v) _____
pt(vi) _____ pt(vii) _____ pt(viii) _____ pt(ix) _____ pt(x) _____

	Grade Classes by Gradient (Percent)	Number of Grades (Right- Justified)	Length of Grades in Class (Implied Decimal) (xx.xxx miles)
a.	0.0-0.4	_____	_____
b.	0.5-2.4	_____	_____
c.	2.5-4.4	_____	_____
d.	4.5-6.4	_____	_____
e.	6.5-8.4	_____	_____
f.	8.5-	_____	_____



ROUTE NUMBER: MD 2

STARTING MILE POINT: 17.03

ENDING MILE POINT: 17.24


.21

	Curve Classes by Degree of Curvature	Number of Curves (Right- Justified)	Length of Curves in Class (Implied Decimal) (xx.xxx miles)
a.	0.0-0.4	_____	_____
b.	0.5-1.4	_____	_____
c.	1.5-2.4	_____	_____
d.	2.5-3.4	_____	_____
e.	3.5-4.4	_____	_____
f.	4.5-5.4	_____	_____
g.	5.5-6.9	_____	_____
h.	7.0-8.4	_____	_____
i.	8.5-10.9	_____	_____
j.	11.0-13.9	_____	_____
k.	14.0-19.4	_____	_____
l.	19.5-27.9	_____	_____
m.	23+	_____	_____

GRADE:

pt(i) _____ pt(ii) _____ pt(iii) _____ pt(iv) _____ pt(v) _____
pt(vi) _____ pt(vii) _____ pt(viii) _____ pt(ix) _____ pt(x) _____

	Grade Classes by Gradient (Percent)	Number of Grades (Right- Justified)	Length of Grades in Class (Implied Decimal) (xx.xxx miles)
a.	0.0-0.4	_____	_____
b.	0.5-2.4	_____	_____
c.	2.5-4.4	_____	_____
d.	4.5-6.4	_____	_____
e.	6.5-8.4	_____	_____
f.	8.5-	_____	_____



ROUTE NUMBER: MD 2

STARTING MILE POINT: 17.24

ENDING MILE POINT: 17.32


.08

	Curve Classes by Degree of Curvature	Number of Curves (Right- Justified)	Length of Curves in Class (Implied Decimal) (xx.xxx miles)
a.	0.0-0.4	_____	_____
b.	0.5-1.4	_____	_____
c.	1.5-2.4	_____	_____
d.	2.5-3.4	_____	_____
e.	3.5-4.4	_____	_____
f.	4.5-5.4	_____	_____
g.	5.5-6.9	_____	_____
h.	7.0-8.4	_____	_____
i.	8.5-10.9	_____	_____
j.	11.0-13.9	_____	_____
k.	14.0-19.4	_____	_____
l.	19.5-27.9	_____	_____
m.	23+	_____	_____

GRADE:

pt (i) _____ pt (ii) _____ pt (iii) _____ pt (iv) _____ pt (v) _____
pt (vi) _____ pt (vii) _____ pt (viii) _____ pt (ix) _____ pt (x) _____

	Grade Classes by Gradient (Percent)	Number of Grades (Right- Justified)	Length of Grades in Class (Implied Decimal) (xx.xxx miles)
a.	0.0-0.4	_____	_____
b.	0.5-2.4	_____	_____
c.	2.5-4.4	_____	_____
d.	4.5-6.4	_____	_____
e.	6.5-8.4	_____	_____
f.	8.5-	_____	_____



ROUTE NUMBER: MD 2

STARTING MILE POINT: 17.97

ENDING MILE POINT: 17.99


.02

	Curve Classes by Degree of Curvature	Number of Curves (Right- Justified)	Length of Curves in Class (Implied Decimal) (xx.xxx miles)
a.	0.0-0.4	_____	_____
b.	0.5-1.4	_____	_____
c.	1.5-2.4	_____	_____
d.	2.5-3.4	_____	_____
e.	3.5-4.4	_____	_____
f.	4.5-5.4	_____	_____
g.	5.5-6.9	_____	_____
h.	7.0-8.4	_____	_____
i.	8.5-10.9	_____	_____
j.	11.0-13.9	_____	_____
k.	14.0-19.4	_____	_____
l.	19.5-27.9	_____	_____
m.	23+	_____	_____

GRADE:

pt(i) _____ pt(ii) _____ pt(iii) _____ pt(iv) _____ pt(v) _____
pt(vi) _____ pt(vii) _____ pt(viii) _____ pt(ix) _____ pt(x) _____

	Grade Classes by Gradient (Percent)	Number of Grades (Right- Justified)	Length of Grades in Class (Implied Decimal) (xx.xxx miles)
a.	0.0-0.4	_____	_____
b.	0.5-2.4	_____	_____
c.	2.5-4.4	_____	_____
d.	4.5-6.4	_____	_____
e.	6.5-8.4	_____	_____
f.	8.5-	_____	_____



ROUTE NUMBER: MD 2

STARTING MILE POINT: 17.99

ENDING MILE POINT: 18.46


.47

	Curve Classes by Degree of Curvature	Number of Curves (Right- Justified)	Length of Curves in Class (Implied Decimal) (xx.xxx miles)
a.	0.0-0.4	_____	_____
b.	0.5-1.4	_____	_____
c.	1.5-2.4	_____	_____
d.	2.5-3.4	_____	_____
e.	3.5-4.4	_____	_____
f.	4.5-5.4	_____	_____
g.	5.5-6.9	_____	_____
h.	7.0-8.4	_____	_____
i.	8.5-10.9	_____	_____
j.	11.0-13.9	_____	_____
k.	14.0-19.4	_____	_____
l.	19.5-27.9	_____	_____
m.	23+	_____	_____

GRADE:

pt(i) _____ pt(ii) _____ pt(iii) _____ pt(iv) _____ pt(v) _____
pt(vi) _____ pt(vii) _____ pt(viii) _____ pt(ix) _____ pt(x) _____

	Grade Classes by Gradient (Percent)	Number of Grades (Right- Justified)	Length of Grades in Class (Implied Decimal) (xx.xxx miles)
a.	0.0-0.4	_____	_____
b.	0.5-2.4	_____	_____
c.	2.5-4.4	_____	_____
d.	4.5-6.4	_____	_____
e.	6.5-8.4	_____	_____
f.	8.5-	_____	_____





ROUTE NUMBER: MD 2

STARTING MILE POINT: 18.88

ENDING MILE POINT: 18.93


.05

	Curve Classes by Degree of Curvature	Number of Curves (Right- Justified)	Length of Curves in Class (Implied Decimal) (xx.xxx miles)
a.	0.0-0.4	_____	_____
b.	0.5-1.4	_____	_____
c.	1.5-2.4	_____	_____
d.	2.5-3.4	_____	_____
e.	3.5-4.4	_____	_____
f.	4.5-5.4	_____	_____
g.	5.5-6.9	_____	_____
h.	7.0-8.4	_____	_____
i.	8.5-10.9	_____	_____
j.	11.0-13.9	_____	_____
k.	14.0-19.4	_____	_____
l.	19.5-27.9	_____	_____
m.	23+	_____	_____

GRADE:

pt(i) _____ pt(ii) _____ pt(iii) _____ pt(iv) _____ pt(v) _____
 pt(vi) _____ pt(vii) _____ pt(viii) _____ pt(ix) _____ pt(x) _____

	Grade Classes by Gradient (Percent)	Number of Grades (Right- Justified)	Length of Grades in Class (Implied Decimal) (xx.xxx miles)
a.	0.0-0.4	_____	_____
b.	0.5-2.4	_____	_____
c.	2.5-4.4	_____	_____
d.	4.5-6.4	_____	_____
e.	6.5-8.4	_____	_____
f.	8.5-	_____	_____



ROUTE NUMBER: MD 2

STARTING MILE POINT: 18.93

ENDING MILE POINT: 19.64


.71

	Curve Classes by Degree of Curvature	Number of Curves (Right- Justified)	Length of Curves in Class (Implied Decimal) (xx.xxx miles)
a.	0.0-0.4	_____	_____
b.	0.5-1.4	_____	_____
c.	1.5-2.4	_____	_____
d.	2.5-3.4	_____	_____
e.	3.5-4.4	_____	_____
f.	4.5-5.4	_____	_____
g.	5.5-6.9	_____	_____
h.	7.0-8.4	_____	_____
i.	8.5-10.9	_____	_____
j.	11.0-13.9	_____	_____
k.	14.0-19.4	_____	_____
l.	19.5-27.9	_____	_____
m.	23+	_____	_____

GRADE:

pt(i) _____ pt(ii) _____ pt(iii) _____ pt(iv) _____ pt(v) _____
pt(vi) _____ pt(vii) _____ pt(viii) _____ pt(ix) _____ pt(x) _____

	Grade Classes by Gradient (Percent)	Number of Grades (Right- Justified)	Length of Grades in Class (Implied Decimal) (xx.xxx miles)
a.	0.0-0.4	_____	_____
b.	0.5-2.4	_____	_____
c.	2.5-4.4	_____	_____
d.	4.5-6.4	_____	_____
e.	6.5-8.4	_____	_____
f.	8.5-	_____	_____



ROUTE NUMBER: MD 2

STARTING MILE POINT: 25.64

ENDING MILE POINT: 26.94


1.3

	Curve Classes by Degree of Curvature	Number of Curves (Right- Justified)	Length of Curves in Class (Implied Decimal) (xx.xxx miles)
a.	0.0-0.4	_____	_____
b.	0.5-1.4	_____	_____
c.	1.5-2.4	_____	_____
d.	2.5-3.4	_____	_____
e.	3.5-4.4	_____	_____
f.	4.5-5.4	_____	_____
g.	5.5-6.9	_____	_____
h.	7.0-8.4	_____	_____
i.	8.5-10.9	_____	_____
j.	11.0-13.9	_____	_____
k.	14.0-19.4	_____	_____
l.	19.5-27.9	_____	_____
m.	23+	_____	_____

GRADE:

pt (i) _____ pt (ii) _____ pt (iii) _____ pt (iv) _____ pt (v) _____
pt (vi) _____ pt (vii) _____ pt (viii) _____ pt (ix) _____ pt (x) _____

	Grade Classes by Gradient (Percent)	Number of Grades (Right- Justified)	Length of Grades in Class (Implied Decimal) (xx.xxx miles)
a.	0.0-0.4	_____	_____
b.	0.5-2.4	_____	_____
c.	2.5-4.4	_____	_____
d.	4.5-6.4	_____	_____
e.	6.5-8.4	_____	_____
f.	8.5-	_____	_____



ROUTE NUMBER: MD 2

STARTING MILE POINT: 26.94

ENDING MILE POINT: 27.18


.24

	Curve Classes by Degree of Curvature	Number of Curves (Right- Justified)	Length of Curves in Class (Implied Decimal) (xx.xxx miles)
a.	0.0-0.4	_____	_____
b.	0.5-1.4	_____	_____
c.	1.5-2.4	_____	_____
d.	2.5-3.4	_____	_____
e.	3.5-4.4	_____	_____
f.	4.5-5.4	_____	_____
g.	5.5-6.9	_____	_____
h.	7.0-8.4	_____	_____
i.	8.5-10.9	_____	_____
j.	11.0-13.9	_____	_____
k.	14.0-19.4	_____	_____
l.	19.5-27.9	_____	_____
m.	23+	_____	_____

GRADE:

pt(i) _____ pt(ii) _____ pt(iii) _____ pt(iv) _____ pt(v) _____
pt(vi) _____ pt(vii) _____ pt(viii) _____ pt(ix) _____ pt(x) _____

	Grade Classes by Gradient (Percent)	Number of Grades (Right- Justified)	Length of Grades in Class (Implied Decimal) (xx.xxx miles)
a.	0.0-0.4	_____	_____
b.	0.5-2.4	_____	_____
c.	2.5-4.4	_____	_____
d.	4.5-6.4	_____	_____
e.	6.5-8.4	_____	_____
f.	8.5-	_____	_____



ROUTE NUMBER: MD 2

STARTING MILE POINT: 27.18


ENDING MILE POINT: 27.39

	Curve Classes by Degree of Curvature	Number of Curves (Right- Justified)	Length of Curves in Class (Implied Decimal) (xx.xxx miles)
a.	0.0-0.4	_____	_____
b.	0.5-1.4	_____	_____
c.	1.5-2.4	_____	_____
d.	2.5-3.4	_____	_____
e.	3.5-4.4	_____	_____
f.	4.5-5.4	_____	_____
g.	5.5-6.9	_____	_____
h.	7.0-8.4	_____	_____
i.	8.5-10.9	_____	_____
j.	11.0-13.9	_____	_____
k.	14.0-19.4	_____	_____
l.	19.5-27.9	_____	_____
m.	23+	_____	_____

GRADE:

pt(i) _____ pt(ii) _____ pt(iii) _____ pt(iv) _____ pt(v) _____
pt(vi) _____ pt(vii) _____ pt(viii) _____ pt(ix) _____ pt(x) _____

	Grade Classes by Gradient (Percent)	Number of Grades (Right- Justified)	Length of Grades in Class (Implied Decimal) (xx.xxx miles)
a.	0.0-0.4	_____	_____
b.	0.5-2.4	_____	_____
c.	2.5-4.4	_____	_____
d.	4.5-6.4	_____	_____
e.	6.5-8.4	_____	_____
f.	8.5-	_____	_____



ROUTE NUMBER: MD 2

STARTING MILE POINT: 29.62

ENDING MILE POINT: 29.67


.05

	Curve Classes by Degree of Curvature	Number of Curves (Right- Justified)	Length of Curves in Class (Implied Decimal) (xx.xxx miles)
a.	0.0-0.4	_____	_____
b.	0.5-1.4	_____	_____
c.	1.5-2.4	_____	_____
d.	2.5-3.4	_____	_____
e.	3.5-4.4	_____	_____
f.	4.5-5.4	_____	_____
g.	5.5-6.9	_____	_____
h.	7.0-8.4	_____	_____
i.	8.5-10.9	_____	_____
j.	11.0-13.9	_____	_____
k.	14.0-19.4	_____	_____
l.	19.5-27.9	_____	_____
m.	23+	_____	_____

GRADE:

pt(i) _____ pt(ii) _____ pt(iii) _____ pt(iv) _____ pt(v) _____
pt(vi) _____ pt(vii) _____ pt(viii) _____ pt(ix) _____ pt(x) _____

	Grade Classes by Gradient (Percent)	Number of Grades (Right- Justified)	Length of Grades in Class (Implied Decimal) (xx.xxx miles)
a.	0.0-0.4	_____	_____
b.	0.5-2.4	_____	_____
c.	2.5-4.4	_____	_____
d.	4.5-6.4	_____	_____
e.	6.5-8.4	_____	_____
f.	8.5-	_____	_____



ROUTE NUMBER: MD 2

STARTING MILE POINT: 29.67

ENDING MILE POINT: 29.81

	Curve Classes by Degree of Curvature	Number of Curves (Right- Justified)	Length of Curves in Class (Implied Decimal) (xx.xxx miles)
a.	0.0-0.4	_____	_____
b.	0.5-1.4	_____	_____
c.	1.5-2.4	_____	_____
d.	2.5-3.4	_____	_____
e.	3.5-4.4	_____	_____
f.	4.5-5.4	_____	_____
g.	5.5-6.9	_____	_____
h.	7.0-8.4	_____	_____
i.	8.5-10.9	_____	_____
j.	11.0-13.9	_____	_____
k.	14.0-19.4	_____	_____
l.	19.5-27.9	_____	_____
m.	23+	_____	_____

GRADE:

pt (i) _____ pt (ii) _____ pt (iii) _____ pt (iv) _____ pt (v) _____
pt (vi) _____ pt (vii) _____ pt (viii) _____ pt (ix) _____ pt (x) _____

	Grade Classes by Gradient (Percent)	Number of Grades (Right- Justified)	Length of Grades in Class (Implied Decimal) (xx.xxx miles)
a.	0.0-0.4	_____	_____
b.	0.5-2.4	_____	_____
c.	2.5-4.4	_____	_____
d.	4.5-6.4	_____	_____
e.	6.5-8.4	_____	_____
f.	8.5-	_____	_____

ROUTE NUMBER: MD 2

STARTING MILE POINT: 29.81

ENDING MILE POINT: 30.50


.69

	Curve Classes by Degree of Curvature	Number of Curves (Right- Justified)	Length of Curves in Class (Implied Decimal) (xx.xxx miles)
a.	0.0-0.4	_____	_____
b.	0.5-1.4	_____	_____
c.	1.5-2.4	_____	_____
d.	2.5-3.4	_____	_____
e.	3.5-4.4	_____	_____
f.	4.5-5.4	_____	_____
g.	5.5-6.9	_____	_____
h.	7.0-8.4	_____	_____
i.	8.5-10.9	_____	_____
j.	11.0-13.9	_____	_____
k.	14.0-19.4	_____	_____
l.	19.5-27.9	_____	_____
m.	23+	_____	_____

GRADE:

pt(i) _____ pt(ii) _____ pt(iii) _____ pt(iv) _____ pt(v) _____
pt(vi) _____ pt(vii) _____ pt(viii) _____ pt(ix) _____ pt(x) _____

	Grade Classes by Gradient (Percent)	Number of Grades (Right- Justified)	Length of Grades in Class (Implied Decimal) (xx.xxx miles)
a.	0.0-0.4	_____	_____
b.	0.5-2.4	_____	_____
c.	2.5-4.4	_____	_____
d.	4.5-6.4	_____	_____
e.	6.5-8.4	_____	_____
f.	8.5-	_____	_____



ROUTE NUMBER: MD 2

STARTING MILE POINT: 32.13

ENDING MILE POINT: 32.26


.13

	Curve Classes by Degree of Curvature	Number of Curves (Right- Justified)	Length of Curves in Class (Implied Decimal) (xx.xxx miles)
a.	0.0-0.4	_____	_____
b.	0.5-1.4	_____	_____
c.	1.5-2.4	_____	_____
d.	2.5-3.4	_____	_____
e.	3.5-4.4	_____	_____
f.	4.5-5.4	_____	_____
g.	5.5-6.9	_____	_____
h.	7.0-8.4	_____	_____
i.	8.5-10.9	_____	_____
j.	11.0-13.9	_____	_____
k.	14.0-19.4	_____	_____
l.	19.5-27.9	_____	_____
m.	23+	_____	_____

GRADE:

pt(i) _____ pt(ii) _____ pt(iii) _____ pt(iv) _____ pt(v) _____
pt(vi) _____ pt(vii) _____ pt(viii) _____ pt(ix) _____ pt(x) _____

	Grade Classes by Gradient (Percent)	Number of Grades (Right- Justified)	Length of Grades in Class (Implied Decimal) (xx.xxx miles)
a.	0.0-0.4	_____	_____
b.	0.5-2.4	_____	_____
c.	2.5-4.4	_____	_____
d.	4.5-6.4	_____	_____
e.	6.5-8.4	_____	_____
f.	8.5-	_____	_____



ROUTE NUMBER: MD 2

STARTING MILE POINT: 32.26

ENDING MILE POINT: 32.50


.24

	Curve Classes by Degree of Curvature	Number of Curves (Right- Justified)	Length of Curves in Class (Implied Decimal) (xx.xxx miles)
a.	0.0-0.4	_____	_____
b.	0.5-1.4	_____	_____
c.	1.5-2.4	_____	_____
d.	2.5-3.4	_____	_____
e.	3.5-4.4	_____	_____
f.	4.5-5.4	_____	_____
g.	5.5-6.9	_____	_____
h.	7.0-8.4	_____	_____
i.	8.5-10.9	_____	_____
j.	11.0-13.9	_____	_____
k.	14.0-19.4	_____	_____
l.	19.5-27.9	_____	_____
m.	23+	_____	_____

GRADE:

pt(i) _____ pt(ii) _____ pt(iii) _____ pt(iv) _____ pt(v) _____
pt(vi) _____ pt(vii) _____ pt(viii) _____ pt(ix) _____ pt(x) _____

	Grade Classes by Gradient (Percent)	Number of Grades (Right- Justified)	Length of Grades in Class (Implied Decimal) (xx.xxx miles)
a.	0.0-0.4	_____	_____
b.	0.5-2.4	_____	_____
c.	2.5-4.4	_____	_____
d.	4.5-6.4	_____	_____
e.	6.5-8.4	_____	_____
f.	8.5-	_____	_____



8

ROUTE NUMBER: MD 2

STARTING MILE POINT: 32.50

ENDING MILE POINT: 33.18


	Curve Classes by Degree of Curvature	Number of Curves (Right- Justified)	Length of Curves in Class (Implied Decimal) (xx.xxx miles)
a.	0.0-0.4	_____	_____
b.	0.5-1.4	_____	_____
c.	1.5-2.4	_____	_____
d.	2.5-3.4	_____	_____
e.	3.5-4.4	_____	_____
f.	4.5-5.4	_____	_____
g.	5.5-6.9	_____	_____
h.	7.0-8.4	_____	_____
i.	8.5-10.9	_____	_____
j.	11.0-13.9	_____	_____
k.	14.0-19.4	_____	_____
l.	19.5-27.9	_____	_____
m.	23+	_____	_____

.68

GRADE:

pt(i) _____ pt(ii) _____ pt(iii) _____ pt(iv) _____ pt(v) _____
 pt(vi) _____ pt(vii) _____ pt(viii) _____ pt(ix) _____ pt(x) _____

	Grade Classes by Gradient (Percent)	Number of Grades (Right- Justified)	Length of Grades in Class (Implied Decimal) (xx.xxx miles)
a.	0.0-0.4	_____	_____
b.	0.5-2.4	_____	_____
c.	2.5-4.4	_____	_____
d.	4.5-6.4	_____	_____
e.	6.5-8.4	_____	_____
f.	8.5-	_____	_____



ROUTE NUMBER: MD 2

STARTING MILE POINT: 33.18

ENDING MILE POINT: 33.40


.22

	Curve Classes by Degree of Curvature	Number of Curves (Right- Justified)	Length of Curves in Class (Implied Decimal) (xx.xxx miles)
a.	0.0-0.4	_____	_____
b.	0.5-1.4	_____	_____
c.	1.5-2.4	_____	_____
d.	2.5-3.4	_____	_____
e.	3.5-4.4	_____	_____
f.	4.5-5.4	_____	_____
g.	5.5-6.9	_____	_____
h.	7.0-8.4	_____	_____
i.	8.5-10.9	_____	_____
j.	11.0-13.9	_____	_____
k.	14.0-19.4	_____	_____
l.	19.5-27.9	_____	_____
m.	23+	_____	_____

GRADE:

pt(i) _____ pt(ii) _____ pt(iii) _____ pt(iv) _____ pt(v) _____
pt(vi) _____ pt(vii) _____ pt(viii) _____ pt(ix) _____ pt(x) _____

	Grade Classes by Gradient (Percent)	Number of Grades (Right- Justified)	Length of Grades in Class (Implied Decimal) (xx.xxx miles)
a.	0.0-0.4	_____	_____
b.	0.5-2.4	_____	_____
c.	2.5-4.4	_____	_____
d.	4.5-6.4	_____	_____
e.	6.5-8.4	_____	_____
f.	8.5-	_____	_____



ROUTE NUMBER: MD 2

STARTING MILE POINT: 33.40

ENDING MILE POINT: 33.51


.11

	Curve Classes by Degree of Curvature	Number of Curves (Right- Justified)	Length of Curves in Class (Implied Decimal) (xx.xxx miles)
a.	0.0-0.4	_____	_____
b.	0.5-1.4	_____	_____
c.	1.5-2.4	_____	_____
d.	2.5-3.4	_____	_____
e.	3.5-4.4	_____	_____
f.	4.5-5.4	_____	_____
g.	5.5-6.9	_____	_____
h.	7.0-8.4	_____	_____
i.	8.5-10.9	_____	_____
j.	11.0-13.9	_____	_____
k.	14.0-19.4	_____	_____
l.	19.5-27.9	_____	_____
m.	23+	_____	_____

GRADE:

pt(i) _____ pt(ii) _____ pt(iii) _____ pt(iv) _____ pt(v) _____
pt(vi) _____ pt(vii) _____ pt(viii) _____ pt(ix) _____ pt(x) _____

	Grade Classes by Gradient (Percent)	Number of Grades (Right- Justified)	Length of Grades in Class (Implied Decimal) (xx.xxx miles)
a.	0.0-0.4	_____	_____
b.	0.5-2.4	_____	_____
c.	2.5-4.4	_____	_____
d.	4.5-6.4	_____	_____
e.	6.5-8.4	_____	_____
f.	8.5-	_____	_____



ROUTE NUMBER: MD 2

STARTING MILE POINT: 33.52

ENDING MILE POINT: 33.57


.05

	Curve Classes by Degree of Curvature	Number of Curves (Right- Justified)	Length of Curves in Class (Implied Decimal) (xx.xxx miles)
a.	0.0-0.4	_____	_____
b.	0.5-1.4	_____	_____
c.	1.5-2.4	_____	_____
d.	2.5-3.4	_____	_____
e.	3.5-4.4	_____	_____
f.	4.5-5.4	_____	_____
g.	5.5-6.9	_____	_____
h.	7.0-8.4	_____	_____
i.	8.5-10.9	_____	_____
j.	11.0-13.9	_____	_____
k.	14.0-19.4	_____	_____
l.	19.5-27.9	_____	_____
m.	23+	_____	_____

GRADE:

pt(i) _____ pt(ii) _____ pt(iii) _____ pt(iv) _____ pt(v) _____
pt(vi) _____ pt(vii) _____ pt(viii) _____ pt(ix) _____ pt(x) _____

	Grade Classes by Gradient (Percent)	Number of Grades (Right- Justified)	Length of Grades in Class (Implied Decimal) (xx.xxx miles)
a.	0.0-0.4	_____	_____
b.	0.5-2.4	_____	_____
c.	2.5-4.4	_____	_____
d.	4.5-6.4	_____	_____
e.	6.5-8.4	_____	_____
f.	8.5-	_____	_____



ROUTE NUMBER: MD 2

STARTING MILE POINT: 33.57

ENDING MILE POINT: 33.88


.31

	Curve Classes by Degree of Curvature	Number of Curves (Right- Justified)	Length of Curves in Class (Implied Decimal) (xx.xxx miles)
a.	0.0-0.4	_____	_____
b.	0.5-1.4	_____	_____
c.	1.5-2.4	_____	_____
d.	2.5-3.4	_____	_____
e.	3.5-4.4	_____	_____
f.	4.5-5.4	_____	_____
g.	5.5-6.9	_____	_____
h.	7.0-8.4	_____	_____
i.	8.5-10.9	_____	_____
j.	11.0-13.9	_____	_____
k.	14.0-19.4	_____	_____
l.	19.5-27.9	_____	_____
m.	23+	_____	_____

GRADE:

pt (i) _____ pt (ii) _____ pt (iii) _____ pt (iv) _____ pt (v) _____
pt (vi) _____ pt (vii) _____ pt (viii) _____ pt (ix) _____ pt (x) _____

	Grade Classes by Gradient (Percent)	Number of Grades (Right- Justified)	Length of Grades in Class (Implied Decimal) (xx.xxx miles)
a.	0.0-0.4	_____	_____
b.	0.5-2.4	_____	_____
c.	2.5-4.4	_____	_____
d.	4.5-6.4	_____	_____
e.	6.5-8.4	_____	_____
f.	8.5-	_____	_____



ROUTE NUMBER: MD 2

STARTING MILE POINT: 33.88


ENDING MILE POINT: 33.98

	Curve Classes by Degree of Curvature	Number of Curves (Right- Justified)	Length of Curves in Class (Implied Decimal) (xx.xxx miles)
a.	0.0-0.4	_____	_____
b.	0.5-1.4	_____	_____
c.	1.5-2.4	_____	_____
d.	2.5-3.4	_____	_____
e.	3.5-4.4	_____	_____
f.	4.5-5.4	_____	_____
g.	5.5-6.9	_____	_____
h.	7.0-8.4	_____	_____
i.	8.5-10.9	_____	_____
j.	11.0-13.9	_____	_____
k.	14.0-19.4	_____	_____
l.	19.5-27.9	_____	_____
m.	23+	_____	_____

GRADE:

pt(i) _____ pt(ii) _____ pt(iii) _____ pt(iv) _____ pt(v) _____
pt(vi) _____ pt(vii) _____ pt(viii) _____ pt(ix) _____ pt(x) _____

	Grade Classes by Gradient (Percent)	Number of Grades (Right- Justified)	Length of Grades in Class (Implied Decimal) (xx.xxx miles)
a.	0.0-0.4	_____	_____
b.	0.5-2.4	_____	_____
c.	2.5-4.4	_____	_____
d.	4.5-6.4	_____	_____
e.	6.5-8.4	_____	_____
f.	8.5-	_____	_____



ROUTE NUMBER: MD 2

STARTING MILE POINT: 33.98


ENDING MILE POINT: 34.11

	Curve Classes by Degree of Curvature	Number of Curves (Right- Justified)	Length of Curves in Class (Implied Decimal) (xx.xxx miles)
a.	0.0-0.4	_____	_____
b.	0.5-1.4	_____	_____
c.	1.5-2.4	_____	_____
d.	2.5-3.4	_____	_____
e.	3.5-4.4	_____	_____
f.	4.5-5.4	_____	_____
g.	5.5-6.9	_____	_____
h.	7.0-8.4	_____	_____
i.	8.5-10.9	_____	_____
j.	11.0-13.9	_____	_____
k.	14.0-19.4	_____	_____
l.	19.5-27.9	_____	_____
m.	23+	_____	_____

GRADE:

pt(i) _____ pt(ii) _____ pt(iii) _____ pt(iv) _____ pt(v) _____
pt(vi) _____ pt(vii) _____ pt(viii) _____ pt(ix) _____ pt(x) _____

	Grade Classes by Gradient (Percent)	Number of Grades (Right- Justified)	Length of Grades in Class (Implied Decimal) (xx.xxx miles)
a.	0.0-0.4	_____	_____
b.	0.5-2.4	_____	_____
c.	2.5-4.4	_____	_____
d.	4.5-6.4	_____	_____
e.	6.5-8.4	_____	_____
f.	8.5-	_____	_____



ROUTE NUMBER: MD 2

STARTING MILE POINT: 34.11


ENDING MILE POINT: 34.38

	Curve Classes by Degree of Curvature	Number of Curves (Right- Justified)	Length of Curves in Class (Implied Decimal) (xx.xxx miles)	.27
a.	0.0-0.4	_____	_____	
b.	0.5-1.4	_____	_____	
c.	1.5-2.4	_____	_____	
d.	2.5-3.4	_____	_____	
e.	3.5-4.4	_____	_____	
f.	4.5-5.4	_____	_____	
g.	5.5-6.9	_____	_____	
h.	7.0-8.4	_____	_____	
i.	8.5-10.9	_____	_____	
j.	11.0-13.9	_____	_____	
k.	14.0-19.4	_____	_____	
l.	19.5-27.9	_____	_____	
m.	23+	_____	_____	

GRADE:

pt(i) _____ pt(ii) _____ pt(iii) _____ pt(iv) _____ pt(v) _____
pt(vi) _____ pt(vii) _____ pt(viii) _____ pt(ix) _____ pt(x) _____

	Grade Classes by Gradient (Percent)	Number of Grades (Right- Justified)	Length of Grades in Class (Implied Decimal) (xx.xxx miles)
a.	0.0-0.4	_____	_____
b.	0.5-2.4	_____	_____
c.	2.5-4.4	_____	_____
d.	4.5-6.4	_____	_____
e.	6.5-8.4	_____	_____
f.	8.5-	_____	_____



ROUTE NUMBER: MD 2

STARTING MILE POINT: 34.38

ENDING MILE POINT: 34.56


.18

	Curve Classes by Degree of Curvature	Number of Curves (Right- Justified)	Length of Curves in Class (Implied Decimal) (xx.xxx miles)
a.	0.0-0.4	_____	_____
b.	0.5-1.4	_____	_____
c.	1.5-2.4	_____	_____
d.	2.5-3.4	_____	_____
e.	3.5-4.4	_____	_____
f.	4.5-5.4	_____	_____
g.	5.5-6.9	_____	_____
h.	7.0-8.4	_____	_____
i.	8.5-10.9	_____	_____
j.	11.0-13.9	_____	_____
k.	14.0-19.4	_____	_____
l.	19.5-27.9	_____	_____
m.	23+	_____	_____

GRADE:

pt(i) _____ pt(ii) _____ pt(iii) _____ pt(iv) _____ pt(v) _____
pt(vi) _____ pt(vii) _____ pt(viii) _____ pt(ix) _____ pt(x) _____

	Grade Classes by Gradient (Percent)	Number of Grades (Right- Justified)	Length of Grades in Class (Implied Decimal) (xx.xxx miles)
a.	0.0-0.4	_____	_____
b.	0.5-2.4	_____	_____
c.	2.5-4.4	_____	_____
d.	4.5-6.4	_____	_____
e.	6.5-8.4	_____	_____
f.	8.5-	_____	_____



ROUTE NUMBER: MD 2

STARTING MILE POINT: 34.56

ENDING MILE POINT: 34.76


-2

	Curve Classes by Degree of Curvature	Number of Curves (Right- Justified)	Length of Curves in Class (Implied Decimal) (xx.xxx miles)
a.	0.0-0.4	_____	_____
b.	0.5-1.4	_____	_____
c.	1.5-2.4	_____	_____
d.	2.5-3.4	_____	_____
e.	3.5-4.4	_____	_____
f.	4.5-5.4	_____	_____
g.	5.5-6.9	_____	_____
h.	7.0-8.4	_____	_____
i.	8.5-10.9	_____	_____
j.	11.0-13.9	_____	_____
k.	14.0-19.4	_____	_____
l.	19.5-27.9	_____	_____
m.	23+	_____	_____

GRADE:

pt(i) _____ pt(ii) _____ pt(iii) _____ pt(iv) _____ pt(v) _____
pt(vi) _____ pt(vii) _____ pt(viii) _____ pt(ix) _____ pt(x) _____

	Grade Classes by Gradient (Percent)	Number of Grades (Right- Justified)	Length of Grades in Class (Implied Decimal) (xx.xxx miles)
a.	0.0-0.4	_____	_____
b.	0.5-2.4	_____	_____
c.	2.5-4.4	_____	_____
d.	4.5-6.4	_____	_____
e.	6.5-8.4	_____	_____
f.	8.5-	_____	_____



9

ROUTE NUMBER: MD 2

STARTING MILE POINT: 34.76

ENDING MILE POINT: 34.94


.18

	Curve Classes by Degree of Curvature	Number of Curves (Right- Justified)	Length of Curves in Class (Implied Decimal) (xx.xxx miles)
a.	0.0-0.4	_____	_____
b.	0.5-1.4	_____	_____
c.	1.5-2.4	_____	_____
d.	2.5-3.4	_____	_____
e.	3.5-4.4	_____	_____
f.	4.5-5.4	_____	_____
g.	5.5-6.9	_____	_____
h.	7.0-8.4	_____	_____
i.	8.5-10.9	_____	_____
j.	11.0-13.9	_____	_____
k.	14.0-19.4	_____	_____
l.	19.5-27.9	_____	_____
m.	23+	_____	_____

GRADE:

pt(i) _____ pt(ii) _____ pt(iii) _____ pt(iv) _____ pt(v) _____
 pt(vi) _____ pt(vii) _____ pt(viii) _____ pt(ix) _____ pt(x) _____

	Grade Classes by Gradient (Percent)	Number of Grades (Right- Justified)	Length of Grades in Class (Implied Decimal) (xx.xxx miles)
a.	0.0-0.4	_____	_____
b.	0.5-2.4	_____	_____
c.	2.5-4.4	_____	_____
d.	4.5-6.4	_____	_____
e.	6.5-8.4	_____	_____
f.	8.5-	_____	_____



ROUTE NUMBER: MD 2

STARTING MILE POINT: 34.94

ENDING MILE POINT: 35.05


.11

	Curve Classes by Degree of Curvature	Number of Curves (Right- Justified)	Length of Curves in Class (Implied Decimal) (xx.xxx miles)
a.	0.0-0.4	_____	_____
b.	0.5-1.4	_____	_____
c.	1.5-2.4	_____	_____
d.	2.5-3.4	_____	_____
e.	3.5-4.4	_____	_____
f.	4.5-5.4	_____	_____
g.	5.5-6.9	_____	_____
h.	7.0-8.4	_____	_____
i.	8.5-10.9	_____	_____
j.	11.0-13.9	_____	_____
k.	14.0-19.4	_____	_____
l.	19.5-27.9	_____	_____
m.	23+	_____	_____

GRADE:

pt(i) _____ pt(ii) _____ pt(iii) _____ pt(iv) _____ pt(v) _____
pt(vi) _____ pt(vii) _____ pt(viii) _____ pt(ix) _____ pt(x) _____

	Grade Classes by Gradient (Percent)	Number of Grades (Right- Justified)	Length of Grades in Class (Implied Decimal) (xx.xxx miles)
a.	0.0-0.4	_____	_____
b.	0.5-2.4	_____	_____
c.	2.5-4.4	_____	_____
d.	4.5-6.4	_____	_____
e.	6.5-8.4	_____	_____
f.	8.5-	_____	_____



ROUTE NUMBER: MD 2

STARTING MILE POINT: 35.87

ENDING MILE POINT: 36.25


.38

	Curve Classes by Degree of Curvature	Number of Curves (Right- Justified)	Length of Curves in Class (Implied Decimal) (xx.xxx miles)
a.	0.0-0.4	_____	_____
b.	0.5-1.4	_____	_____
c.	1.5-2.4	_____	_____
d.	2.5-3.4	_____	_____
e.	3.5-4.4	_____	_____
f.	4.5-5.4	_____	_____
g.	5.5-6.9	_____	_____
h.	7.0-8.4	_____	_____
i.	8.5-10.9	_____	_____
j.	11.0-13.9	_____	_____
k.	14.0-19.4	_____	_____
l.	19.5-27.9	_____	_____
m.	23+	_____	_____

GRADE:

pt(i) _____ pt(ii) _____ pt(iii) _____ pt(iv) _____ pt(v) _____
pt(vi) _____ pt(vii) _____ pt(viii) _____ pt(ix) _____ pt(x) _____

	Grade Classes by Gradient (Percent)	Number of Grades (Right- Justified)	Length of Grades in Class (Implied Decimal) (xx.xxx miles)
a.	0.0-0.4	_____	_____
b.	0.5-2.4	_____	_____
c.	2.5-4.4	_____	_____
d.	4.5-6.4	_____	_____
e.	6.5-8.4	_____	_____
f.	8.5-	_____	_____



ROUTE NUMBER: MD 2

STARTING MILE POINT: 39.76


ENDING MILE POINT: 39.93

	Curve Classes by Degree of Curvature	Number of Curves (Right- Justified)	Length of Curves in Class (Implied Decimal) (xx.xxx miles)	.17
a.	0.0-0.4	_____	_____	
b.	0.5-1.4	_____	_____	
c.	1.5-2.4	_____	_____	
d.	2.5-3.4	_____	_____	
e.	3.5-4.4	_____	_____	
f.	4.5-5.4	_____	_____	
g.	5.5-6.9	_____	_____	
h.	7.0-8.4	_____	_____	
i.	8.5-10.9	_____	_____	
j.	11.0-13.9	_____	_____	
k.	14.0-19.4	_____	_____	
l.	19.5-27.9	_____	_____	
m.	23+	_____	_____	

GRADE:

pt(i) _____ pt(ii) _____ pt(iii) _____ pt(iv) _____ pt(v) _____
pt(vi) _____ pt(vii) _____ pt(viii) _____ pt(ix) _____ pt(x) _____

	Grade Classes by Gradient (Percent)	Number of Grades (Right- Justified)	Length of Grades in Class (Implied Decimal) (xx.xxx miles)
a.	0.0-0.4	_____	_____
b.	0.5-2.4	_____	_____
c.	2.5-4.4	_____	_____
d.	4.5-6.4	_____	_____
e.	6.5-8.4	_____	_____
f.	8.5-	_____	_____



ROUTE NUMBER: MD 2

STARTING MILE POINT: 39.93


ENDING MILE POINT: 40.43

	Curve Classes by Degree of Curvature	Number of Curves (Right- Justified)	Length of Curves in Class (Implied Decimal) (xx.xxx miles)
a.	0.0-0.4	_____	_____
b.	0.5-1.4	_____	_____
c.	1.5-2.4	_____	_____
d.	2.5-3.4	_____	_____
e.	3.5-4.4	_____	_____
f.	4.5-5.4	_____	_____
g.	5.5-6.9	_____	_____
h.	7.0-8.4	_____	_____
i.	8.5-10.9	_____	_____
j.	11.0-13.9	_____	_____
k.	14.0-19.4	_____	_____
l.	19.5-27.9	_____	_____
m.	23+	_____	_____

GRADE:

pt(i) _____ pt(ii) _____ pt(iii) _____ pt(iv) _____ pt(v) _____
pt(vi) _____ pt(vii) _____ pt(viii) _____ pt(ix) _____ pt(x) _____

	Grade Classes by Gradient (Percent)	Number of Grades (Right- Justified)	Length of Grades in Class (Implied Decimal) (xx.xxx miles)
a.	0.0-0.4	_____	_____
b.	0.5-2.4	_____	_____
c.	2.5-4.4	_____	_____
d.	4.5-6.4	_____	_____
e.	6.5-8.4	_____	_____
f.	8.5-	_____	_____



ROUTE NUMBER: MD 3

STARTING MILE POINT: 4.00


ENDING MILE POINT: 4.18

	Curve Classes by Degree of Curvature	Number of Curves (Right- Justified)	Length of Curves in Class (Implied Decimal) (xx.xxx miles)
a.	0.0-0.4	_____	_____
b.	0.5-1.4	_____	_____
c.	1.5-2.4	_____	_____
d.	2.5-3.4	_____	_____
e.	3.5-4.4	_____	_____
f.	4.5-5.4	_____	_____
g.	5.5-6.9	_____	_____
h.	7.0-8.4	_____	_____
i.	8.5-10.9	_____	_____
j.	11.0-13.9	_____	_____
k.	14.0-19.4	_____	_____
l.	19.5-27.9	_____	_____
m.	23+	_____	_____

GRADE:

pt(i) _____ pt(ii) _____ pt(iii) _____ pt(iv) _____ pt(v) _____
pt(vi) _____ pt(vii) _____ pt(viii) _____ pt(ix) _____ pt(x) _____

	Grade Classes by Gradient (Percent)	Number of Grades (Right- Justified)	Length of Grades in Class (Implied Decimal) (xx.xxx miles)
a.	0.0-0.4	_____	_____
b.	0.5-2.4	_____	_____
c.	2.5-4.4	_____	_____
d.	4.5-6.4	_____	_____
e.	6.5-8.4	_____	_____
f.	8.5-	_____	_____



ROUTE NUMBER: MD 3

STARTING MILE POINT: 4.18

ENDING MILE POINT: 4.44


.26

	Curve Classes by Degree of Curvature	Number of Curves (Right- Justified)	Length of Curves in Class (Implied Decimal) (xx.xxx miles)
a.	0.0-0.4	_____	_____
b.	0.5-1.4	_____	_____
c.	1.5-2.4	_____	_____
d.	2.5-3.4	_____	_____
e.	3.5-4.4	_____	_____
f.	4.5-5.4	_____	_____
g.	5.5-6.9	_____	_____
h.	7.0-8.4	_____	_____
i.	8.5-10.9	_____	_____
j.	11.0-13.9	_____	_____
k.	14.0-19.4	_____	_____
l.	19.5-27.9	_____	_____
m.	23+	_____	_____

GRADE:

pt(i) _____ pt(ii) _____ pt(iii) _____ pt(iv) _____ pt(v) _____
pt(vi) _____ pt(vii) _____ pt(viii) _____ pt(ix) _____ pt(x) _____

	Grade Classes by Gradient (Percent)	Number of Grades (Right- Justified)	Length of Grades in Class (Implied Decimal) (xx.xxx miles)
a.	0.0-0.4	_____	_____
b.	0.5-2.4	_____	_____
c.	2.5-4.4	_____	_____
d.	4.5-6.4	_____	_____
e.	6.5-8.4	_____	_____
f.	8.5-	_____	_____



ROUTE NUMBER: MD 3

STARTING MILE POINT: 4.44


ENDING MILE POINT: 4.73

	Curve Classes by Degree of Curvature	Number of Curves (Right- Justified)	Length of Curves in Class (Implied Decimal) (xx.xxx miles)	.29
a.	0.0-0.4	_____	_____	
b.	0.5-1.4	_____	_____	
c.	1.5-2.4	_____	_____	
d.	2.5-3.4	_____	_____	
e.	3.5-4.4	_____	_____	
f.	4.5-5.4	_____	_____	
g.	5.5-6.9	_____	_____	
h.	7.0-8.4	_____	_____	
i.	8.5-10.9	_____	_____	
j.	11.0-13.9	_____	_____	
k.	14.0-19.4	_____	_____	
l.	19.5-27.9	_____	_____	
m.	23+	_____	_____	

GRADE:

pt (i) _____ pt (ii) _____ pt (iii) _____ pt (iv) _____ pt (v) _____
pt (vi) _____ pt (vii) _____ pt (viii) _____ pt (ix) _____ pt (x) _____

	Grade Classes by Gradient (Percent)	Number of Grades (Right- Justified)	Length of Grades in Class (Implied Decimal) (xx.xxx miles)
a.	0.0-0.4	_____	_____
b.	0.5-2.4	_____	_____
c.	2.5-4.4	_____	_____
d.	4.5-6.4	_____	_____
e.	6.5-8.4	_____	_____
f.	8.5-	_____	_____



ROUTE NUMBER: HD 3

STARTING MILE POINT: 4.73

ENDING MILE POINT: 5.11


	Curve Classes by Degree of Curvature	Number of Curves (Right- Justified)	Length of Curves in Class (Implied Decimal) (xx.xxx miles)
a.	0.0-0.4	_____	_____
b.	0.5-1.4	_____	_____
c.	1.5-2.4	_____	_____
d.	2.5-3.4	_____	_____
e.	3.5-4.4	_____	_____
f.	4.5-5.4	_____	_____
g.	5.5-6.9	_____	_____
h.	7.0-8.4	_____	_____
i.	8.5-10.9	_____	_____
j.	11.0-13.9	_____	_____
k.	14.0-19.4	_____	_____
l.	19.5-27.9	_____	_____
m.	23+	_____	_____

.38

GRADE:

pt(i) _____ pt(ii) _____ pt(iii) _____ pt(iv) _____ pt(v) _____
pt(vi) _____ pt(vii) _____ pt(viii) _____ pt(ix) _____ pt(x) _____

	Grade Classes by Gradient (Percent)	Number of Grades (Right- Justified)	Length of Grades in Class (Implied Decimal) (xx.xxx miles)
a.	0.0-0.4	_____	_____
b.	0.5-2.4	_____	_____
c.	2.5-4.4	_____	_____
d.	4.5-6.4	_____	_____
e.	6.5-8.4	_____	_____
f.	8.5-	_____	_____



ROUTE NUMBER: MD 3

STARTING MILE POINT: 5.11

ENDING MILE POINT: 5.36


.25

	Curve Classes by Degree of Curvature	Number of Curves (Right- Justified)	Length of Curves in Class (Implied Decimal) (xx.xxx miles)
a.	0.0-0.4	_____	_____
b.	0.5-1.4	_____	_____
c.	1.5-2.4	_____	_____
d.	2.5-3.4	_____	_____
e.	3.5-4.4	_____	_____
f.	4.5-5.4	_____	_____
g.	5.5-6.9	_____	_____
h.	7.0-8.4	_____	_____
i.	8.5-10.9	_____	_____
j.	11.0-13.9	_____	_____
k.	14.0-19.4	_____	_____
l.	19.5-27.9	_____	_____
m.	23+	_____	_____

GRADE:

pt(i) _____ pt(ii) _____ pt(iii) _____ pt(iv) _____ pt(v) _____
pt(vi) _____ pt(vii) _____ pt(viii) _____ pt(ix) _____ pt(x) _____

	Grade Classes by Gradient (Percent)	Number of Grades (Right- Justified)	Length of Grades in Class (Implied Decimal) (xx.xxx miles)
a.	0.0-0.4	_____	_____
b.	0.5-2.4	_____	_____
c.	2.5-4.4	_____	_____
d.	4.5-6.4	_____	_____
e.	6.5-8.4	_____	_____
f.	8.5-	_____	_____



10

ROUTE NUMBER: MD 3

STARTING MILE POINT: 5.36

ENDING MILE POINT: 5.72


.36

	Curve Classes by Degree of Curvature	Number of Curves (Right- Justified)	Length of Curves in Class (Implied Decimal) (xx.xxx miles)
a.	0.0-0.4	_____	_____
b.	0.5-1.4	_____	_____
c.	1.5-2.4	_____	_____
d.	2.5-3.4	_____	_____
e.	3.5-4.4	_____	_____
f.	4.5-5.4	_____	_____
g.	5.5-6.9	_____	_____
h.	7.0-8.4	_____	_____
i.	8.5-10.9	_____	_____
j.	11.0-13.9	_____	_____
k.	14.0-19.4	_____	_____
l.	19.5-27.9	_____	_____
m.	23+	_____	_____

GRADE:

pt(i) _____ pt(ii) _____ pt(iii) _____ pt(iv) _____ pt(v) _____
 pt(vi) _____ pt(vii) _____ pt(viii) _____ pt(ix) _____ pt(x) _____

	Grade Classes by Gradient (Percent)	Number of Grades (Right- Justified)	Length of Grades in Class (Implied Decimal) (xx.xxx miles)
a.	0.0-0.4	_____	_____
b.	0.5-2.4	_____	_____
c.	2.5-4.4	_____	_____
d.	4.5-6.4	_____	_____
e.	6.5-8.4	_____	_____
f.	8.5-	_____	_____



ROUTE NUMBER: MD 3

STARTING MILE POINT: 5.72

ENDING MILE POINT: 6.37


	Curve Classes by Degree of Curvature	Number of Curves (Right- Justified)	Length of Curves in Class (Implied Decimal) (xx.xxx miles)
a.	0.0-0.4	_____	_____
b.	0.5-1.4	_____	_____
c.	1.5-2.4	_____	_____
d.	2.5-3.4	_____	_____
e.	3.5-4.4	_____	_____
f.	4.5-5.4	_____	_____
g.	5.5-6.9	_____	_____
h.	7.0-8.4	_____	_____
i.	8.5-10.9	_____	_____
j.	11.0-13.9	_____	_____
k.	14.0-19.4	_____	_____
l.	19.5-27.9	_____	_____
m.	23+	_____	_____

.65

GRADE:

pt(i) _____ pt(ii) _____ pt(iii) _____ pt(iv) _____ pt(v) _____
pt(vi) _____ pt(vii) _____ pt(viii) _____ pt(ix) _____ pt(x) _____

	Grade Classes by Gradient (Percent)	Number of Grades (Right- Justified)	Length of Grades in Class (Implied Decimal) (xx.xxx miles)
a.	0.0-0.4	_____	_____
b.	0.5-2.4	_____	_____
c.	2.5-4.4	_____	_____
d.	4.5-6.4	_____	_____
e.	6.5-8.4	_____	_____
f.	8.5-	_____	_____



ROUTE NUMBER: MD 4

STARTING MILE POINT: 0.61

ENDING MILE POINT: 1.23


.62

	Curve Classes by Degree of Curvature	Number of Curves (Right- Justified)	Length of Curves in Class (Implied Decimal) (xx.xxx miles)
a.	0.0-0.4	_____	_____
b.	0.5-1.4	_____	_____
c.	1.5-2.4	_____	_____
d.	2.5-3.4	_____	_____
e.	3.5-4.4	_____	_____
f.	4.5-5.4	_____	_____
g.	5.5-6.9	_____	_____
h.	7.0-8.4	_____	_____
i.	8.5-10.9	_____	_____
j.	11.0-13.9	_____	_____
k.	14.0-19.4	_____	_____
l.	19.5-27.9	_____	_____
m.	23+	_____	_____

GRADE:

pt(i) _____ pt(ii) _____ pt(iii) _____ pt(iv) _____ pt(v) _____
pt(vi) _____ pt(vii) _____ pt(viii) _____ pt(ix) _____ pt(x) _____

	Grade Classes by Gradient (Percent)	Number of Grades (Right- Justified)	Length of Grades in Class (Implied Decimal) (xx.xxx miles)
a.	0.0-0.4	_____	_____
b.	0.5-2.4	_____	_____
c.	2.5-4.4	_____	_____
d.	4.5-6.4	_____	_____
e.	6.5-8.4	_____	_____
f.	8.5-	_____	_____



ROUTE NUMBER: MD 4

STARTING MILE POINT: 3.62

ENDING MILE POINT: 4.03


.41

	Curve Classes by Degree of Curvature	Number of Curves (Right- Justified)	Length of Curves in Class (Implied Decimal) (xx.xxx miles)
a.	0.0-0.4	_____	_____
b.	0.5-1.4	_____	_____
c.	1.5-2.4	_____	_____
d.	2.5-3.4	_____	_____
e.	3.5-4.4	_____	_____
f.	4.5-5.4	_____	_____
g.	5.5-6.9	_____	_____
h.	7.0-8.4	_____	_____
i.	8.5-10.9	_____	_____
j.	11.0-13.9	_____	_____
k.	14.0-19.4	_____	_____
l.	19.5-27.9	_____	_____
m.	23+	_____	_____

GRADE:

pt(i) _____ pt(ii) _____ pt(iii) _____ pt(iv) _____ pt(v) _____
pt(vi) _____ pt(vii) _____ pt(viii) _____ pt(ix) _____ pt(x) _____

	Grade Classes by Gradient (Percent)	Number of Grades (Right- Justified)	Length of Grades in Class (Implied Decimal) (xx.xxx miles)
a.	0.0-0.4	_____	_____
b.	0.5-2.4	_____	_____
c.	2.5-4.4	_____	_____
d.	4.5-6.4	_____	_____
e.	6.5-8.4	_____	_____
f.	8.5-	_____	_____



ROUTE NUMBER: MD 10

STARTING MILE POINT: 3.38

ENDING MILE POINT: 3.54


.14

	Curve Classes by Degree of Curvature	Number of Curves (Right- Justified)	Length of Curves in Class (Implied Decimal) (xx.xxx miles)
a.	0.0-0.4	_____	_____
b.	0.5-1.4	_____	_____
c.	1.5-2.4	_____	_____
d.	2.5-3.4	_____	_____
e.	3.5-4.4	_____	_____
f.	4.5-5.4	_____	_____
g.	5.5-6.9	_____	_____
h.	7.0-8.4	_____	_____
i.	8.5-10.9	_____	_____
j.	11.0-13.9	_____	_____
k.	14.0-19.4	_____	_____
l.	19.5-27.9	_____	_____
m.	23+	_____	_____

GRADE:

pt(i) _____ pt(ii) _____ pt(iii) _____ pt(iv) _____ pt(v) _____
pt(vi) _____ pt(vii) _____ pt(viii) _____ pt(ix) _____ pt(x) _____

	Grade Classes by Gradient (Percent)	Number of Grades (Right- Justified)	Length of Grades in Class (Implied Decimal) (xx.xxx miles)
a.	0.0-0.4	_____	_____
b.	0.5-2.4	_____	_____
c.	2.5-4.4	_____	_____
d.	4.5-6.4	_____	_____
e.	6.5-8.4	_____	_____
f.	8.5-	_____	_____



ROUTE NUMBER: MD 10

STARTING MILE POINT: 3.54

ENDING MILE POINT: 4.38


	Curve Classes by Degree of Curvature	Number of Curves (Right- Justified)	Length of Curves in Class (Implied Decimal) (xx.xxx miles)
a.	0.0-0.4	_____	_____
b.	0.5-1.4	_____	_____
c.	1.5-2.4	_____	_____
d.	2.5-3.4	_____	_____
e.	3.5-4.4	_____	_____
f.	4.5-5.4	_____	_____
g.	5.5-6.9	_____	_____
h.	7.0-8.4	_____	_____
i.	8.5-10.9	_____	_____
j.	11.0-13.9	_____	_____
k.	14.0-19.4	_____	_____
l.	19.5-27.9	_____	_____
m.	23+	_____	_____

.84

GRADE:

pt(i) _____ pt(ii) _____ pt(iii) _____ pt(iv) _____ pt(v) _____
pt(vi) _____ pt(vii) _____ pt(viii) _____ pt(ix) _____ pt(x) _____

	Grade Classes by Gradient (Percent)	Number of Grades (Right- Justified)	Length of Grades in Class (Implied Decimal) (xx.xxx miles)
a.	0.0-0.4	_____	_____
b.	0.5-2.4	_____	_____
c.	2.5-4.4	_____	_____
d.	4.5-6.4	_____	_____
e.	6.5-8.4	_____	_____
f.	8.5-	_____	_____



ROUTE NUMBER: MD 10

STARTING MILE POINT: 4.97

ENDING MILE POINT: 5.35


.38

	Curve Classes by Degree of Curvature	Number of Curves (Right- Justified)	Length of Curves in Class (Implied Decimal) (xx.xxx miles)
a.	0.0-0.4	_____	_____
b.	0.5-1.4	_____	_____
c.	1.5-2.4	_____	_____
d.	2.5-3.4	_____	_____
e.	3.5-4.4	_____	_____
f.	4.5-5.4	_____	_____
g.	5.5-6.9	_____	_____
h.	7.0-8.4	_____	_____
i.	8.5-10.9	_____	_____
j.	11.0-13.9	_____	_____
k.	14.0-19.4	_____	_____
l.	19.5-27.9	_____	_____
m.	23+	_____	_____

GRADE:

pt(i) _____ pt(ii) _____ pt(iii) _____ pt(iv) _____ pt(v) _____
pt(vi) _____ pt(vii) _____ pt(viii) _____ pt(ix) _____ pt(x) _____

	Grade Classes by Gradient (Percent)	Number of Grades (Right- Justified)	Length of Grades in Class (Implied Decimal) (xx.xxx miles)
a.	0.0-0.4	_____	_____
b.	0.5-2.4	_____	_____
c.	2.5-4.4	_____	_____
d.	4.5-6.4	_____	_____
e.	6.5-8.4	_____	_____
f.	8.5-	_____	_____



ROUTE NUMBER: MD 10

STARTING MILE POINT: 5.35

ENDING MILE POINT: 5.63


	Curve Classes by Degree of Curvature	Number of Curves (Right- Justified)	Length of Curves in Class (Implied Decimal) (xx.xxx miles)
a.	0.0-0.4	_____	_____
b.	0.5-1.4	_____	_____
c.	1.5-2.4	_____	_____
d.	2.5-3.4	_____	_____
e.	3.5-4.4	_____	_____
f.	4.5-5.4	_____	_____
g.	5.5-6.9	_____	_____
h.	7.0-8.4	_____	_____
i.	8.5-10.9	_____	_____
j.	11.0-13.9	_____	_____
k.	14.0-19.4	_____	_____
l.	19.5-27.9	_____	_____
m.	23+	_____	_____

128

GRADE:

pt(i) _____ pt(ii) _____ pt(iii) _____ pt(iv) _____ pt(v) _____
pt(vi) _____ pt(vii) _____ pt(viii) _____ pt(ix) _____ pt(x) _____

	Grade Classes by Gradient (Percent)	Number of Grades (Right- Justified)	Length of Grades in Class (Implied Decimal) (xx.xxx miles)
a.	0.0-0.4	_____	_____
b.	0.5-2.4	_____	_____
c.	2.5-4.4	_____	_____
d.	4.5-6.4	_____	_____
e.	6.5-8.4	_____	_____
f.	8.5-	_____	_____



ROUTE NUMBER: MD 10

STARTING MILE POINT: 5.63

ENDING MILE POINT: 5.91


	Curve Classes by Degree of Curvature	Number of Curves (Right- Justified)	Length of Curves in Class (Implied Decimal) (xx.xxx miles)
a.	0.0-0.4	_____	_____
b.	0.5-1.4	_____	_____
c.	1.5-2.4	_____	_____
d.	2.5-3.4	_____	_____
e.	3.5-4.4	_____	_____
f.	4.5-5.4	_____	_____
g.	5.5-6.9	_____	_____
h.	7.0-8.4	_____	_____
i.	8.5-10.9	_____	_____
j.	11.0-13.9	_____	_____
k.	14.0-19.4	_____	_____
l.	19.5-27.9	_____	_____
m.	23+	_____	_____

.28

GRADE:

pt(i) _____ pt(ii) _____ pt(iii) _____ pt(iv) _____ pt(v) _____
pt(vi) _____ pt(vii) _____ pt(viii) _____ pt(ix) _____ pt(x) _____

	Grade Classes by Gradient (Percent)	Number of Grades (Right- Justified)	Length of Grades in Class (Implied Decimal) (xx.xxx miles)
a.	0.0-0.4	_____	_____
b.	0.5-2.4	_____	_____
c.	2.5-4.4	_____	_____
d.	4.5-6.4	_____	_____
e.	6.5-8.4	_____	_____
f.	8.5-	_____	_____



ROUTE NUMBER: MD 10

STARTING MILE POINT: 5.91

ENDING MILE POINT: 6.04


.13

	Curve Classes by Degree of Curvature	Number of Curves (Right- Justified)	Length of Curves in Class (Implied Decimal) (xx.xxx miles)
a.	0.0-0.4	_____	_____
b.	0.5-1.4	_____	_____
c.	1.5-2.4	_____	_____
d.	2.5-3.4	_____	_____
e.	3.5-4.4	_____	_____
f.	4.5-5.4	_____	_____
g.	5.5-6.9	_____	_____
h.	7.0-8.4	_____	_____
i.	8.5-10.9	_____	_____
j.	11.0-13.9	_____	_____
k.	14.0-19.4	_____	_____
l.	19.5-27.9	_____	_____
m.	23+	_____	_____

GRADE:

pt(i) _____ pt(ii) _____ pt(iii) _____ pt(iv) _____ pt(v) _____
pt(vi) _____ pt(vii) _____ pt(viii) _____ pt(ix) _____ pt(x) _____

	Grade Classes by Gradient (Percent)	Number of Grades (Right- Justified)	Length of Grades in Class (Implied Decimal) (xx.xxx miles)
a.	0.0-0.4	_____	_____
b.	0.5-2.4	_____	_____
c.	2.5-4.4	_____	_____
d.	4.5-6.4	_____	_____
e.	6.5-8.4	_____	_____
f.	8.5-	_____	_____





ROUTE NUMBER: MD 10

STARTING MILE POINT: 6.04

ENDING MILE POINT: 6.08


.04

	Curve Classes by Degree of Curvature	Number of Curves (Right- Justified)	Length of Curves in Class (Implied Decimal) (xx.xxx miles)
a.	0.0-0.4	_____	_____
b.	0.5-1.4	_____	_____
c.	1.5-2.4	_____	_____
d.	2.5-3.4	_____	_____
e.	3.5-4.4	_____	_____
f.	4.5-5.4	_____	_____
g.	5.5-6.9	_____	_____
h.	7.0-8.4	_____	_____
i.	8.5-10.9	_____	_____
j.	11.0-13.9	_____	_____
k.	14.0-19.4	_____	_____
l.	19.5-27.9	_____	_____
m.	23+	_____	_____

GRADE:

pt(i) _____ pt(ii) _____ pt(iii) _____ pt(iv) _____ pt(v) _____
 pt(vi) _____ pt(vii) _____ pt(viii) _____ pt(ix) _____ pt(x) _____

	Grade Classes by Gradient (Percent)	Number of Grades (Right- Justified)	Length of Grades in Class (Implied Decimal) (xx.xxx miles)
a.	0.0-0.4	_____	_____
b.	0.5-2.4	_____	_____
c.	2.5-4.4	_____	_____
d.	4.5-6.4	_____	_____
e.	6.5-8.4	_____	_____
f.	8.5-	_____	_____



ROUTE NUMBER: MD 10

STARTING MILE POINT: 6.12

ENDING MILE POINT: 6.29


.17

	Curve Classes by Degree of Curvature	Number of Curves (Right- Justified)	Length of Curves in Class (Implied Decimal) (xx.xxx miles)
a.	0.0-0.4	_____	_____
b.	0.5-1.4	_____	_____
c.	1.5-2.4	_____	_____
d.	2.5-3.4	_____	_____
e.	3.5-4.4	_____	_____
f.	4.5-5.4	_____	_____
g.	5.5-6.9	_____	_____
h.	7.0-8.4	_____	_____
i.	8.5-10.9	_____	_____
j.	11.0-13.9	_____	_____
k.	14.0-19.4	_____	_____
l.	19.5-27.9	_____	_____
m.	23+	_____	_____

GRADE:

pt(i) _____ pt(ii) _____ pt(iii) _____ pt(iv) _____ pt(v) _____
pt(vi) _____ pt(vii) _____ pt(viii) _____ pt(ix) _____ pt(x) _____

	Grade Classes by Gradient (Percent)	Number of Grades (Right- Justified)	Length of Grades in Class (Implied Decimal) (xx.xxx miles)
a.	0.0-0.4	_____	_____
b.	0.5-2.4	_____	_____
c.	2.5-4.4	_____	_____
d.	4.5-6.4	_____	_____
e.	6.5-8.4	_____	_____
f.	8.5-	_____	_____



ROUTE NUMBER: MD 10

STARTING MILE POINT: 6.29

ENDING MILE POINT: 6.55


.26

	Curve Classes by Degree of Curvature	Number of Curves (Right- Justified)	Length of Curves in Class (Implied Decimal) (xx.xxx miles)
a.	0.0-0.4	_____	_____
b.	0.5-1.4	_____	_____
c.	1.5-2.4	_____	_____
d.	2.5-3.4	_____	_____
e.	3.5-4.4	_____	_____
f.	4.5-5.4	_____	_____
g.	5.5-6.9	_____	_____
h.	7.0-8.4	_____	_____
i.	8.5-10.9	_____	_____
j.	11.0-13.9	_____	_____
k.	14.0-19.4	_____	_____
l.	19.5-27.9	_____	_____
m.	23+	_____	_____

GRADE:

pt(i) _____ pt(ii) _____ pt(iii) _____ pt(iv) _____ pt(v) _____
pt(vi) _____ pt(vii) _____ pt(viii) _____ pt(ix) _____ pt(x) _____

	Grade Classes by Gradient (Percent)	Number of Grades (Right- Justified)	Length of Grades in Class (Implied Decimal) (xx.xxx miles)
a.	0.0-0.4	_____	_____
b.	0.5-2.4	_____	_____
c.	2.5-4.4	_____	_____
d.	4.5-6.4	_____	_____
e.	6.5-8.4	_____	_____
f.	8.5-	_____	_____



ROUTE NUMBER: MD 10

STARTING MILE POINT: 6.61

ENDING MILE POINT: 7.09


.48

	Curve Classes by Degree of Curvature	Number of Curves (Right- Justified)	Length of Curves in Class (Implied Decimal) (xx.xxx miles)
a.	0.0-0.4	_____	_____
b.	0.5-1.4	_____	_____
c.	1.5-2.4	_____	_____
d.	2.5-3.4	_____	_____
e.	3.5-4.4	_____	_____
f.	4.5-5.4	_____	_____
g.	5.5-6.9	_____	_____
h.	7.0-8.4	_____	_____
i.	8.5-10.9	_____	_____
j.	11.0-13.9	_____	_____
k.	14.0-19.4	_____	_____
l.	19.5-27.9	_____	_____
m.	23+	_____	_____

GRADE:

pt(i) _____ pt(ii) _____ pt(iii) _____ pt(iv) _____ pt(v) _____
pt(vi) _____ pt(vii) _____ pt(viii) _____ pt(ix) _____ pt(x) _____

	Grade Classes by Gradient (Percent)	Number of Grades (Right- Justified)	Length of Grades in Class (Implied Decimal) (xx.xxx miles)
a.	0.0-0.4	_____	_____
b.	0.5-2.4	_____	_____
c.	2.5-4.4	_____	_____
d.	4.5-6.4	_____	_____
e.	6.5-8.4	_____	_____
f.	8.5-	_____	_____



ROUTE NUMBER: MD 32

STARTING MILE POINT: 0.40

ENDING MILE POINT: 0.68


.28

	Curve Classes by Degree of Curvature	Number of Curves (Right- Justified)	Length of Curves in Class (Implied Decimal) (xx.xxx miles)
a.	0.0-0.4	_____	_____
b.	0.5-1.4	_____	_____
c.	1.5-2.4	_____	_____
d.	2.5-3.4	_____	_____
e.	3.5-4.4	_____	_____
f.	4.5-5.4	_____	_____
g.	5.5-6.9	_____	_____
h.	7.0-8.4	_____	_____
i.	8.5-10.9	_____	_____
j.	11.0-13.9	_____	_____
k.	14.0-19.4	_____	_____
l.	19.5-27.9	_____	_____
m.	23+	_____	_____

GRADE:

pt(i) _____ pt(ii) _____ pt(iii) _____ pt(iv) _____ pt(v) _____
pt(vi) _____ pt(vii) _____ pt(viii) _____ pt(ix) _____ pt(x) _____

	Grade Classes by Gradient (Percent)	Number of Grades (Right- Justified)	Length of Grades in Class (Implied Decimal) (xx.xxx miles)
a.	0.0-0.4	_____	_____
b.	0.5-2.4	_____	_____
c.	2.5-4.4	_____	_____
d.	4.5-6.4	_____	_____
e.	6.5-8.4	_____	_____
f.	8.5-	_____	_____



ROUTE NUMBER: MD 32

STARTING MILE POINT: 0.68

ENDING MILE POINT: 0.77


.09

	Curve Classes by Degree of Curvature	Number of Curves (Right- Justified)	Length of Curves in Class (Implied Decimal) (xx.xxx miles)
a.	0.0-0.4	_____	_____
b.	0.5-1.4	_____	_____
c.	1.5-2.4	_____	_____
d.	2.5-3.4	_____	_____
e.	3.5-4.4	_____	_____
f.	4.5-5.4	_____	_____
g.	5.5-6.9	_____	_____
h.	7.0-8.4	_____	_____
i.	8.5-10.9	_____	_____
j.	11.0-13.9	_____	_____
k.	14.0-19.4	_____	_____
l.	19.5-27.9	_____	_____
m.	23+	_____	_____

GRADE:

pt(i) _____ pt(ii) _____ pt(iii) _____ pt(iv) _____ pt(v) _____
pt(vi) _____ pt(vii) _____ pt(viii) _____ pt(ix) _____ pt(x) _____

	Grade Classes by Gradient (Percent)	Number of Grades (Right- Justified)	Length of Grades in Class (Implied Decimal) (xx.xxx miles)
a.	0.0-0.4	_____	_____
b.	0.5-2.4	_____	_____
c.	2.5-4.4	_____	_____
d.	4.5-6.4	_____	_____
e.	6.5-8.4	_____	_____
f.	8.5-	_____	_____



ROUTE NUMBER: MD 32

STARTING MILE POINT: 2.69

ENDING MILE POINT: 2.71


.02

	Curve Classes by Degree of Curvature	Number of Curves (Right- Justified)	Length of Curves in Class (Implied Decimal) (xx.xxx miles)
a.	0.0-0.4	_____	_____
b.	0.5-1.4	_____	_____
c.	1.5-2.4	_____	_____
d.	2.5-3.4	_____	_____
e.	3.5-4.4	_____	_____
f.	4.5-5.4	_____	_____
g.	5.5-6.9	_____	_____
h.	7.0-8.4	_____	_____
i.	8.5-10.9	_____	_____
j.	11.0-13.9	_____	_____
k.	14.0-19.4	_____	_____
l.	19.5-27.9	_____	_____
m.	23+	_____	_____

GRADE:

pt(i) _____ pt(ii) _____ pt(iii) _____ pt(iv) _____ pt(v) _____
pt(vi) _____ pt(vii) _____ pt(viii) _____ pt(ix) _____ pt(x) _____

	Grade Classes by Gradient (Percent)	Number of Grades (Right- Justified)	Length of Grades in Class (Implied Decimal) (xx.xxx miles)
a.	0.0-0.4	_____	_____
b.	0.5-2.4	_____	_____
c.	2.5-4.4	_____	_____
d.	4.5-6.4	_____	_____
e.	6.5-8.4	_____	_____
f.	8.5-	_____	_____



ROUTE NUMBER: MD 32

STARTING MILE POINT: 2.71


ENDING MILE POINT: 2.88

	Curve Classes by Degree of Curvature	Number of Curves (Right- Justified)	Length of Curves in Class (Implied Decimal) (xx.xxx miles)
a.	0.0-0.4	_____	_____
b.	0.5-1.4	_____	_____
c.	1.5-2.4	_____	_____
d.	2.5-3.4	_____	_____
e.	3.5-4.4	_____	_____
f.	4.5-5.4	_____	_____
g.	5.5-6.9	_____	_____
h.	7.0-8.4	_____	_____
i.	8.5-10.9	_____	_____
j.	11.0-13.9	_____	_____
k.	14.0-19.4	_____	_____
l.	19.5-27.9	_____	_____
m.	23+	_____	_____

GRADE:

pt(i) _____ pt(ii) _____ pt(iii) _____ pt(iv) _____ pt(v) _____
pt(vi) _____ pt(vii) _____ pt(viii) _____ pt(ix) _____ pt(x) _____

	Grade Classes by Gradient (Percent)	Number of Grades (Right- Justified)	Length of Grades in Class (Implied Decimal) (xx.xxx miles)
a.	0.0-0.4	_____	_____
b.	0.5-2.4	_____	_____
c.	2.5-4.4	_____	_____
d.	4.5-6.4	_____	_____
e.	6.5-8.4	_____	_____
f.	8.5-	_____	_____



ROUTE NUMBER: MD 70

STARTING MILE POINT: 1.24

ENDING MILE POINT: 1.31


.07

	Curve Classes by Degree of Curvature	Number of Curves (Right- Justified)	Length of Curves in Class (Implied Decimal) (xx.xxx miles)
a.	0.0-0.4	_____	_____
b.	0.5-1.4	_____	_____
c.	1.5-2.4	_____	_____
d.	2.5-3.4	_____	_____
e.	3.5-4.4	_____	_____
f.	4.5-5.4	_____	_____
g.	5.5-6.9	_____	_____
h.	7.0-8.4	_____	_____
i.	8.5-10.9	_____	_____
j.	11.0-13.9	_____	_____
k.	14.0-19.4	_____	_____
l.	19.5-27.9	_____	_____
m.	23+	_____	_____

GRADE:

pt(i) _____ pt(ii) _____ pt(iii) _____ pt(iv) _____ pt(v) _____
pt(vi) _____ pt(vii) _____ pt(viii) _____ pt(ix) _____ pt(x) _____

	Grade Classes by Gradient (Percent)	Number of Grades (Right- Justified)	Length of Grades in Class (Implied Decimal) (xx.xxx miles)
a.	0.0-0.4	_____	_____
b.	0.5-2.4	_____	_____
c.	2.5-4.4	_____	_____
d.	4.5-6.4	_____	_____
e.	6.5-8.4	_____	_____
f.	8.5-	_____	_____



ROUTE NUMBER: MD 70

STARTING MILE POINT: 1.31

ENDING MILE POINT: 1.36


.05

	Curve Classes by Degree of Curvature	Number of Curves (Right- Justified)	Length of Curves in Class (Implied Decimal) (xx.xxx miles)
a.	0.0-0.4	_____	_____
b.	0.5-1.4	_____	_____
c.	1.5-2.4	_____	_____
d.	2.5-3.4	_____	_____
e.	3.5-4.4	_____	_____
f.	4.5-5.4	_____	_____
g.	5.5-6.9	_____	_____
h.	7.0-8.4	_____	_____
i.	8.5-10.9	_____	_____
j.	11.0-13.9	_____	_____
k.	14.0-19.4	_____	_____
l.	19.5-27.9	_____	_____
m.	23+	_____	_____

GRADE:

pt(i) _____ pt(ii) _____ pt(iii) _____ pt(iv) _____ pt(v) _____
pt(vi) _____ pt(vii) _____ pt(viii) _____ pt(ix) _____ pt(x) _____

	Grade Classes by Gradient (Percent)	Number of Grades (Right- Justified)	Length of Grades in Class (Implied Decimal) (xx.xxx miles)
a.	0.0-0.4	_____	_____
b.	0.5-2.4	_____	_____
c.	2.5-4.4	_____	_____
d.	4.5-6.4	_____	_____
e.	6.5-8.4	_____	_____
f.	8.5-	_____	_____



12

ROUTE NUMBER: MD 70

STARTING MILE POINT: 1.36

ENDING MILE POINT: 1.41


.05

	Curve Classes by Degree of Curvature	Number of Curves (Right- Justified)	Length of Curves in Class (Implied Decimal) (xx.xxx miles)
a.	0.0-0.4	_____	_____
b.	0.5-1.4	_____	_____
c.	1.5-2.4	_____	_____
d.	2.5-3.4	_____	_____
e.	3.5-4.4	_____	_____
f.	4.5-5.4	_____	_____
g.	5.5-6.9	_____	_____
h.	7.0-8.4	_____	_____
i.	8.5-10.9	_____	_____
j.	11.0-13.9	_____	_____
k.	14.0-19.4	_____	_____
l.	19.5-27.9	_____	_____
m.	23+	_____	_____

GRADE:

pt(i) _____ pt(ii) _____ pt(iii) _____ pt(iv) _____ pt(v) _____
 pt(vi) _____ pt(vii) _____ pt(viii) _____ pt(ix) _____ pt(x) _____

	Grade Classes by Gradient (Percent)	Number of Grades (Right- Justified)	Length of Grades in Class (Implied Decimal) (xx.xxx miles)
a.	0.0-0.4	_____	_____
b.	0.5-2.4	_____	_____
c.	2.5-4.4	_____	_____
d.	4.5-6.4	_____	_____
e.	6.5-8.4	_____	_____
f.	8.5-	_____	_____



ROUTE NUMBER: MD 100

STARTING MILE POINT: 0.15

ENDING MILE POINT: 0.45


.3

	Curve Classes by Degree of Curvature	Number of Curves (Right- Justified)	Length of Curves in Class (Implied Decimal) (xx.xxx miles)
a.	0.0-0.4	_____	_____
b.	0.5-1.4	_____	_____
c.	1.5-2.4	_____	_____
d.	2.5-3.4	_____	_____
e.	3.5-4.4	_____	_____
f.	4.5-5.4	_____	_____
g.	5.5-6.9	_____	_____
h.	7.0-8.4	_____	_____
i.	8.5-10.9	_____	_____
j.	11.0-13.9	_____	_____
k.	14.0-19.4	_____	_____
l.	19.5-27.9	_____	_____
m.	23+	_____	_____

GRADE:

pt(i) _____ pt(ii) _____ pt(iii) _____ pt(iv) _____ pt(v) _____
pt(vi) _____ pt(vii) _____ pt(viii) _____ pt(ix) _____ pt(x) _____

	Grade Classes by Gradient (Percent)	Number of Grades (Right- Justified)	Length of Grades in Class (Implied Decimal) (xx.xxx miles)
a.	0.0-0.4	_____	_____
b.	0.5-2.4	_____	_____
c.	2.5-4.4	_____	_____
d.	4.5-6.4	_____	_____
e.	6.5-8.4	_____	_____
f.	8.5-	_____	_____



ROUTE NUMBER: MD 100

STARTING MILE POINT: 0.45

ENDING MILE POINT: 0.71


.26

	Curve Classes by Degree of Curvature	Number of Curves (Right- Justified)	Length of Curves in Class (Implied Decimal) (xx.xxx miles)
a.	0.0-0.4	_____	_____
b.	0.5-1.4	_____	_____
c.	1.5-2.4	_____	_____
d.	2.5-3.4	_____	_____
e.	3.5-4.4	_____	_____
f.	4.5-5.4	_____	_____
g.	5.5-6.9	_____	_____
h.	7.0-8.4	_____	_____
i.	8.5-10.9	_____	_____
j.	11.0-13.9	_____	_____
k.	14.0-19.4	_____	_____
l.	19.5-27.9	_____	_____
m.	23+	_____	_____

GRADE:

pt(i) _____ pt(ii) _____ pt(iii) _____ pt(iv) _____ pt(v) _____
pt(vi) _____ pt(vii) _____ pt(viii) _____ pt(ix) _____ pt(x) _____

	Grade Classes by Gradient (Percent)	Number of Grades (Right- Justified)	Length of Grades in Class (Implied Decimal) (xx.xxx miles)
a.	0.0-0.4	_____	_____
b.	0.5-2.4	_____	_____
c.	2.5-4.4	_____	_____
d.	4.5-6.4	_____	_____
e.	6.5-8.4	_____	_____
f.	8.5-	_____	_____



ROUTE NUMBER: MD 100

STARTING MILE POINT: 1.30

ENDING MILE POINT: 2.14


.84

	Curve Classes by Degree of Curvature	Number of Curves (Right- Justified)	Length of Curves in Class (Implied Decimal) (xx.xxx miles)
a.	0.0-0.4	_____	_____
b.	0.5-1.4	_____	_____
c.	1.5-2.4	_____	_____
d.	2.5-3.4	_____	_____
e.	3.5-4.4	_____	_____
f.	4.5-5.4	_____	_____
g.	5.5-6.9	_____	_____
h.	7.0-8.4	_____	_____
i.	8.5-10.9	_____	_____
j.	11.0-13.9	_____	_____
k.	14.0-19.4	_____	_____
l.	19.5-27.9	_____	_____
m.	23+	_____	_____

GRADE:

pt(i) _____ pt(ii) _____ pt(iii) _____ pt(iv) _____ pt(v) _____
pt(vi) _____ pt(vii) _____ pt(viii) _____ pt(ix) _____ pt(x) _____

	Grade Classes by Gradient (Percent)	Number of Grades (Right- Justified)	Length of Grades in Class (Implied Decimal) (xx.xxx miles)
a.	0.0-0.4	_____	_____
b.	0.5-2.4	_____	_____
c.	2.5-4.4	_____	_____
d.	4.5-6.4	_____	_____
e.	6.5-8.4	_____	_____
f.	8.5-	_____	_____



ROUTE NUMBER: MD 100

STARTING MILE POINT: 2.14

ENDING MILE POINT: 2.71


.57

	Curve Classes by Degree of Curvature	Number of Curves (Right- Justified)	Length of Curves in Class (Implied Decimal) (xx.xxx miles)
a.	0.0-0.4	_____	_____
b.	0.5-1.4	_____	_____
c.	1.5-2.4	_____	_____
d.	2.5-3.4	_____	_____
e.	3.5-4.4	_____	_____
f.	4.5-5.4	_____	_____
g.	5.5-6.9	_____	_____
h.	7.0-8.4	_____	_____
i.	8.5-10.9	_____	_____
j.	11.0-13.9	_____	_____
k.	14.0-19.4	_____	_____
l.	19.5-27.9	_____	_____
m.	23+	_____	_____

GRADE:

pt(i) _____ pt(ii) _____ pt(iii) _____ pt(iv) _____ pt(v) _____
pt(vi) _____ pt(vii) _____ pt(viii) _____ pt(ix) _____ pt(x) _____

	Grade Classes by Gradient (Percent)	Number of Grades (Right- Justified)	Length of Grades in Class (Implied Decimal) (xx.xxx miles)
a.	0.0-0.4	_____	_____
b.	0.5-2.4	_____	_____
c.	2.5-4.4	_____	_____
d.	4.5-6.4	_____	_____
e.	6.5-8.4	_____	_____
f.	8.5-	_____	_____



ROUTE NUMBER: MD 100

STARTING MILE POINT: 2.87

ENDING MILE POINT: 3.73


.86

	Curve Classes by Degree of Curvature	Number of Curves (Right- Justified)	Length of Curves in Class (Implied Decimal) (xx.xxx miles)
a.	0.0-0.4	_____	_____
b.	0.5-1.4	_____	_____
c.	1.5-2.4	_____	_____
d.	2.5-3.4	_____	_____
e.	3.5-4.4	_____	_____
f.	4.5-5.4	_____	_____
g.	5.5-6.9	_____	_____
h.	7.0-8.4	_____	_____
i.	8.5-10.9	_____	_____
j.	11.0-13.9	_____	_____
k.	14.0-19.4	_____	_____
l.	19.5-27.9	_____	_____
m.	23+	_____	_____

GRADE:

pt(i) _____ pt(ii) _____ pt(iii) _____ pt(iv) _____ pt(v) _____
pt(vi) _____ pt(vii) _____ pt(viii) _____ pt(ix) _____ pt(x) _____

	Grade Classes by Gradient (Percent)	Number of Grades (Right- Justified)	Length of Grades in Class (Implied Decimal) (xx.xxx miles)
a.	0.0-0.4	_____	_____
b.	0.5-2.4	_____	_____
c.	2.5-4.4	_____	_____
d.	4.5-6.4	_____	_____
e.	6.5-8.4	_____	_____
f.	8.5-	_____	_____



ROUTE NUMBER: MD 100

STARTING MILE POINT: 3.73

ENDING MILE POINT: 4.11


.38

	Curve Classes by Degree of Curvature	Number of Curves (Right- Justified)	Length of Curves in Class (Implied Decimal) (xx.xxx miles)
a.	0.0-0.4	_____	_____
b.	0.5-1.4	_____	_____
c.	1.5-2.4	_____	_____
d.	2.5-3.4	_____	_____
e.	3.5-4.4	_____	_____
f.	4.5-5.4	_____	_____
g.	5.5-6.9	_____	_____
h.	7.0-8.4	_____	_____
i.	8.5-10.9	_____	_____
j.	11.0-13.9	_____	_____
k.	14.0-19.4	_____	_____
l.	19.5-27.9	_____	_____
m.	23+	_____	_____

GRADE:

pt(i) _____ pt(ii) _____ pt(iii) _____ pt(iv) _____ pt(v) _____
pt(vi) _____ pt(vii) _____ pt(viii) _____ pt(ix) _____ pt(x) _____

	Grade Classes by Gradient (Percent)	Number of Grades (Right- Justified)	Length of Grades in Class (Implied Decimal) (xx.xxx miles)
a.	0.0-0.4	_____	_____
b.	0.5-2.4	_____	_____
c.	2.5-4.4	_____	_____
d.	4.5-6.4	_____	_____
e.	6.5-8.4	_____	_____
f.	8.5-	_____	_____



ROUTE NUMBER: MD 100

STARTING MILE POINT: 4.11

ENDING MILE POINT: 4.20


.09

	Curve Classes by Degree of Curvature	Number of Curves (Right- Justified)	Length of Curves in Class (Implied Decimal) (xx.xxx miles)
a.	0.0-0.4	_____	_____
b.	0.5-1.4	_____	_____
c.	1.5-2.4	_____	_____
d.	2.5-3.4	_____	_____
e.	3.5-4.4	_____	_____
f.	4.5-5.4	_____	_____
g.	5.5-6.9	_____	_____
h.	7.0-8.4	_____	_____
i.	8.5-10.9	_____	_____
j.	11.0-13.9	_____	_____
k.	14.0-19.4	_____	_____
l.	19.5-27.9	_____	_____
m.	23+	_____	_____

GRADE:

pt(i) _____ pt(ii) _____ pt(iii) _____ pt(iv) _____ pt(v) _____
pt(vi) _____ pt(vii) _____ pt(viii) _____ pt(ix) _____ pt(x) _____

	Grade Classes by Gradient (Percent)	Number of Grades (Right- Justified)	Length of Grades in Class (Implied Decimal) (xx.xxx miles)
a.	0.0-0.4	_____	_____
b.	0.5-2.4	_____	_____
c.	2.5-4.4	_____	_____
d.	4.5-6.4	_____	_____
e.	6.5-8.4	_____	_____
f.	8.5-	_____	_____



ROUTE NUMBER: MD 100

STARTING MILE POINT: 4.20

ENDING MILE POINT: 4.39


.19

	Curve Classes by Degree of Curvature	Number of Curves (Right- Justified)	Length of Curves in Class (Implied Decimal) (xx.xxx miles)
a.	0.0-0.4	_____	_____
b.	0.5-1.4	_____	_____
c.	1.5-2.4	_____	_____
d.	2.5-3.4	_____	_____
e.	3.5-4.4	_____	_____
f.	4.5-5.4	_____	_____
g.	5.5-6.9	_____	_____
h.	7.0-8.4	_____	_____
i.	8.5-10.9	_____	_____
j.	11.0-13.9	_____	_____
k.	14.0-19.4	_____	_____
l.	19.5-27.9	_____	_____
m.	23+	_____	_____

GRADE:

pt(i) _____ pt(ii) _____ pt(iii) _____ pt(iv) _____ pt(v) _____
pt(vi) _____ pt(vii) _____ pt(viii) _____ pt(ix) _____ pt(x) _____

	Grade Classes by Gradient (Percent)	Number of Grades (Right- Justified)	Length of Grades in Class (Implied Decimal) (xx.xxx miles)
a.	0.0-0.4	_____	_____
b.	0.5-2.4	_____	_____
c.	2.5-4.4	_____	_____
d.	4.5-6.4	_____	_____
e.	6.5-8.4	_____	_____
f.	8.5-	_____	_____



ROUTE NUMBER: MD 100

STARTING MILE POINT: 4.39

ENDING MILE POINT: 4.57


	Curve Classes by Degree of Curvature	Number of Curves (Right- Justified)	Length of Curves in Class (Implied Decimal) (xx.xxx miles)
a.	0.0-0.4	_____	_____
b.	0.5-1.4	_____	_____
c.	1.5-2.4	_____	_____
d.	2.5-3.4	_____	_____
e.	3.5-4.4	_____	_____
f.	4.5-5.4	_____	_____
g.	5.5-6.9	_____	_____
h.	7.0-8.4	_____	_____
i.	8.5-10.9	_____	_____
j.	11.0-13.9	_____	_____
k.	14.0-19.4	_____	_____
l.	19.5-27.9	_____	_____
m.	23+	_____	_____

.18

GRADE:

pt(i) _____ pt(ii) _____ pt(iii) _____ pt(iv) _____ pt(v) _____
pt(vi) _____ pt(vii) _____ pt(viii) _____ pt(ix) _____ pt(x) _____

	Grade Classes by Gradient (Percent)	Number of Grades (Right- Justified)	Length of Grades in Class (Implied Decimal) (xx.xxx miles)
a.	0.0-0.4	_____	_____
b.	0.5-2.4	_____	_____
c.	2.5-4.4	_____	_____
d.	4.5-6.4	_____	_____
e.	6.5-8.4	_____	_____
f.	8.5-	_____	_____



3

ROUTE NUMBER: MD 170

STARTING MILE POINT: 0.65

ENDING MILE POINT: 0.70


	Curve Classes by Degree of Curvature	Number of Curves (Right- Justified)	Length of Curves in Class (Implied Decimal) (xx.xxx miles)
a.	0.0-0.4	_____	_____
b.	0.5-1.4	_____	_____
c.	1.5-2.4	_____	_____
d.	2.5-3.4	_____	_____
e.	3.5-4.4	_____	_____
f.	4.5-5.4	_____	_____
g.	5.5-6.9	_____	_____
h.	7.0-8.4	_____	_____
i.	8.5-10.9	_____	_____
j.	11.0-13.9	_____	_____
k.	14.0-19.4	_____	_____
l.	19.5-27.9	_____	_____
m.	23+	_____	_____

.05

GRADE:

pt(i) _____ pt(ii) _____ pt(iii) _____ pt(iv) _____ pt(v) _____
 pt(vi) _____ pt(vii) _____ pt(viii) _____ pt(ix) _____ pt(x) _____

	Grade Classes by Gradient (Percent)	Number of Grades (Right- Justified)	Length of Grades in Class (Implied Decimal) (xx.xxx miles)
a.	0.0-0.4	_____	_____
b.	0.5-2.4	_____	_____
c.	2.5-4.4	_____	_____
d.	4.5-6.4	_____	_____
e.	6.5-8.4	_____	_____
f.	8.5-	_____	_____



ROUTE NUMBER: MD 170

STARTING MILE POINT: 0.70

ENDING MILE POINT: 0.77


.07

	Curve Classes by Degree of Curvature	Number of Curves (Right- Justified)	Length of Curves in Class (Implied Decimal) (xx.xxx miles)
a.	0.0-0.4	_____	_____
b.	0.5-1.4	_____	_____
c.	1.5-2.4	_____	_____
d.	2.5-3.4	_____	_____
e.	3.5-4.4	_____	_____
f.	4.5-5.4	_____	_____
g.	5.5-6.9	_____	_____
h.	7.0-8.4	_____	_____
i.	8.5-10.9	_____	_____
j.	11.0-13.9	_____	_____
k.	14.0-19.4	_____	_____
l.	19.5-27.9	_____	_____
m.	23+	_____	_____

GRADE:

pt(i) _____ pt(ii) _____ pt(iii) _____ pt(iv) _____ pt(v) _____
pt(vi) _____ pt(vii) _____ pt(viii) _____ pt(ix) _____ pt(x) _____

	Grade Classes by Gradient (Percent)	Number of Grades (Right- Justified)	Length of Grades in Class (Implied Decimal) (xx.xxx miles)
a.	0.0-0.4	_____	_____
b.	0.5-2.4	_____	_____
c.	2.5-4.4	_____	_____
d.	4.5-6.4	_____	_____
e.	6.5-8.4	_____	_____
f.	8.5-	_____	_____



ROUTE NUMBER: MD 170

STARTING MILE POINT: 0.77

ENDING MILE POINT: 1.44


.67

	Curve Classes by Degree of Curvature	Number of Curves (Right- Justified)	Length of Curves in Class (Implied Decimal) (xx.xxx miles)
a.	0.0-0.4	_____	_____
b.	0.5-1.4	_____	_____
c.	1.5-2.4	_____	_____
d.	2.5-3.4	_____	_____
e.	3.5-4.4	_____	_____
f.	4.5-5.4	_____	_____
g.	5.5-6.9	_____	_____
h.	7.0-8.4	_____	_____
i.	8.5-10.9	_____	_____
j.	11.0-13.9	_____	_____
k.	14.0-19.4	_____	_____
l.	19.5-27.9	_____	_____
m.	23+	_____	_____

GRADE:

pt(i) _____ pt(ii) _____ pt(iii) _____ pt(iv) _____ pt(v) _____
pt(vi) _____ pt(vii) _____ pt(viii) _____ pt(ix) _____ pt(x) _____

	Grade Classes by Gradient (Percent)	Number of Grades (Right- Justified)	Length of Grades in Class (Implied Decimal) (xx.xxx miles)
a.	0.0-0.4	_____	_____
b.	0.5-2.4	_____	_____
c.	2.5-4.4	_____	_____
d.	4.5-6.4	_____	_____
e.	6.5-8.4	_____	_____
f.	8.5-	_____	_____



ROUTE NUMBER: MD 170

STARTING MILE POINT: 5.27

ENDING MILE POINT: 5.31


.04

	Curve Classes by Degree of Curvature	Number of Curves (Right- Justified)	Length of Curves in Class (Implied Decimal) (xx.xxx miles)
a.	0.0-0.4	_____	_____
b.	0.5-1.4	_____	_____
c.	1.5-2.4	_____	_____
d.	2.5-3.4	_____	_____
e.	3.5-4.4	_____	_____
f.	4.5-5.4	_____	_____
g.	5.5-6.9	_____	_____
h.	7.0-8.4	_____	_____
i.	8.5-10.9	_____	_____
j.	11.0-13.9	_____	_____
k.	14.0-19.4	_____	_____
l.	19.5-27.9	_____	_____
m.	23+	_____	_____

GRADE:

pt(i) _____ pt(ii) _____ pt(iii) _____ pt(iv) _____ pt(v) _____
pt(vi) _____ pt(vii) _____ pt(viii) _____ pt(ix) _____ pt(x) _____

	Grade Classes by Gradient (Percent)	Number of Grades (Right- Justified)	Length of Grades in Class (Implied Decimal) (xx.xxx miles)
a.	0.0-0.4	_____	_____
b.	0.5-2.4	_____	_____
c.	2.5-4.4	_____	_____
d.	4.5-6.4	_____	_____
e.	6.5-8.4	_____	_____
f.	8.5-	_____	_____



ROUTE NUMBER: MD 170

STARTING MILE POINT: 5.31


ENDING MILE POINT: 5.43

	Curve Classes by Degree of Curvature	Number of Curves (Right- Justified)	Length of Curves in Class (Implied Decimal) (xx.xxx miles)
a.	0.0-0.4	_____	_____
b.	0.5-1.4	_____	_____
c.	1.5-2.4	_____	_____
d.	2.5-3.4	_____	_____
e.	3.5-4.4	_____	_____
f.	4.5-5.4	_____	_____
g.	5.5-6.9	_____	_____
h.	7.0-8.4	_____	_____
i.	8.5-10.9	_____	_____
j.	11.0-13.9	_____	_____
k.	14.0-19.4	_____	_____
l.	19.5-27.9	_____	_____
m.	23+	_____	_____

GRADE:

pt(i) _____ pt(ii) _____ pt(iii) _____ pt(iv) _____ pt(v) _____
pt(vi) _____ pt(vii) _____ pt(viii) _____ pt(ix) _____ pt(x) _____

	Grade Classes by Gradient (Percent)	Number of Grades (Right- Justified)	Length of Grades in Class (Implied Decimal) (xx.xxx miles)
a.	0.0-0.4	_____	_____
b.	0.5-2.4	_____	_____
c.	2.5-4.4	_____	_____
d.	4.5-6.4	_____	_____
e.	6.5-8.4	_____	_____
f.	8.5-	_____	_____



ROUTE NUMBER: MD 198

STARTING MILE POINT: 2.09

ENDING MILE POINT: 2.40


	Curve Classes by Degree of Curvature	Number of Curves (Right- Justified)	Length of Curves in Class (Implied Decimal) (xx.xxx miles)
a.	0.0-0.4	_____	_____
b.	0.5-1.4	_____	_____
c.	1.5-2.4	_____	_____
d.	2.5-3.4	_____	_____
e.	3.5-4.4	_____	_____
f.	4.5-5.4	_____	_____
g.	5.5-6.9	_____	_____
h.	7.0-8.4	_____	_____
i.	8.5-10.9	_____	_____
j.	11.0-13.9	_____	_____
k.	14.0-19.4	_____	_____
l.	19.5-27.9	_____	_____
m.	23+	_____	_____

.31

GRADE:

pt(i) _____ pt(ii) _____ pt(iii) _____ pt(iv) _____ pt(v) _____
pt(vi) _____ pt(vii) _____ pt(viii) _____ pt(ix) _____ pt(x) _____

	Grade Classes by Gradient (Percent)	Number of Grades (Right- Justified)	Length of Grades in Class (Implied Decimal) (xx.xxx miles)
a.	0.0-0.4	_____	_____
b.	0.5-2.4	_____	_____
c.	2.5-4.4	_____	_____
d.	4.5-6.4	_____	_____
e.	6.5-8.4	_____	_____
f.	8.5-	_____	_____



ROUTE NUMBER: MD 198

STARTING MILE POINT: 2.40


ENDING MILE POINT: 2.43

	Curve Classes by Degree of Curvature	Number of Curves (Right- Justified)	Length of Curves in Class (Implied Decimal) (xx.xxx miles)
a.	0.0-0.4	_____	_____
b.	0.5-1.4	_____	_____
c.	1.5-2.4	_____	_____
d.	2.5-3.4	_____	_____
e.	3.5-4.4	_____	_____
f.	4.5-5.4	_____	_____
g.	5.5-6.9	_____	_____
h.	7.0-8.4	_____	_____
i.	8.5-10.9	_____	_____
j.	11.0-13.9	_____	_____
k.	14.0-19.4	_____	_____
l.	19.5-27.9	_____	_____
m.	23+	_____	_____

GRADE:

pt(i) _____ pt(ii) _____ pt(iii) _____ pt(iv) _____ pt(v) _____
pt(vi) _____ pt(vii) _____ pt(viii) _____ pt(ix) _____ pt(x) _____

	Grade Classes by Gradient (Percent)	Number of Grades (Right- Justified)	Length of Grades in Class (Implied Decimal) (xx.xxx miles)
a.	0.0-0.4	_____	_____
b.	0.5-2.4	_____	_____
c.	2.5-4.4	_____	_____
d.	4.5-6.4	_____	_____
e.	6.5-8.4	_____	_____
f.	8.5-	_____	_____



ROUTE NUMBER: MD 198

STARTING MILE POINT: 2.43

ENDING MILE POINT: 2.95


.52

	Curve Classes by Degree of Curvature	Number of Curves (Right- Justified)	Length of Curves in Class (Implied Decimal) (xx.xxx miles)
a.	0.0-0.4	_____	_____
b.	0.5-1.4	_____	_____
c.	1.5-2.4	_____	_____
d.	2.5-3.4	_____	_____
e.	3.5-4.4	_____	_____
f.	4.5-5.4	_____	_____
g.	5.5-6.9	_____	_____
h.	7.0-8.4	_____	_____
i.	8.5-10.9	_____	_____
j.	11.0-13.9	_____	_____
k.	14.0-19.4	_____	_____
l.	19.5-27.9	_____	_____
m.	23+	_____	_____

GRADE:

pt(i) _____ pt(ii) _____ pt(iii) _____ pt(iv) _____ pt(v) _____
pt(vi) _____ pt(vii) _____ pt(viii) _____ pt(ix) _____ pt(x) _____

	Grade Classes by Gradient (Percent)	Number of Grades (Right- Justified)	Length of Grades in Class (Implied Decimal) (xx.xxx miles)
a.	0.0-0.4	_____	_____
b.	0.5-2.4	_____	_____
c.	2.5-4.4	_____	_____
d.	4.5-6.4	_____	_____
e.	6.5-8.4	_____	_____
f.	8.5-	_____	_____



ROUTE NUMBER: MD 198

STARTING MILE POINT: 2.95

ENDING MILE POINT: 3.65


.7

	Curve Classes by Degree of Curvature	Number of Curves (Right- Justified)	Length of Curves in Class (Implied Decimal) (xx.xxx miles)
a.	0.0-0.4	_____	_____
b.	0.5-1.4	_____	_____
c.	1.5-2.4	_____	_____
d.	2.5-3.4	_____	_____
e.	3.5-4.4	_____	_____
f.	4.5-5.4	_____	_____
g.	5.5-6.9	_____	_____
h.	7.0-8.4	_____	_____
i.	8.5-10.9	_____	_____
j.	11.0-13.9	_____	_____
k.	14.0-19.4	_____	_____
l.	19.5-27.9	_____	_____
m.	23+	_____	_____

GRADE:

pt(i) _____ pt(ii) _____ pt(iii) _____ pt(iv) _____ pt(v) _____
pt(vi) _____ pt(vii) _____ pt(viii) _____ pt(ix) _____ pt(x) _____

	Grade Classes by Gradient (Percent)	Number of Grades (Right- Justified)	Length of Grades in Class (Implied Decimal) (xx.xxx miles)
a.	0.0-0.4	_____	_____
b.	0.5-2.4	_____	_____
c.	2.5-4.4	_____	_____
d.	4.5-6.4	_____	_____
e.	6.5-8.4	_____	_____
f.	8.5-	_____	_____



ROUTE NUMBER: MD 198

STARTING MILE POINT: 3.65

ENDING MILE POINT: 3.77


.12

	Curve Classes by Degree of Curvature	Number of Curves (Right- Justified)	Length of Curves in Class (Implied Decimal) (xx.xxx miles)
a.	0.0-0.4	_____	_____
b.	0.5-1.4	_____	_____
c.	1.5-2.4	_____	_____
d.	2.5-3.4	_____	_____
e.	3.5-4.4	_____	_____
f.	4.5-5.4	_____	_____
g.	5.5-6.9	_____	_____
h.	7.0-8.4	_____	_____
i.	8.5-10.9	_____	_____
j.	11.0-13.9	_____	_____
k.	14.0-19.4	_____	_____
l.	19.5-27.9	_____	_____
m.	23+	_____	_____

GRADE:

pt(i) _____ pt(ii) _____ pt(iii) _____ pt(iv) _____ pt(v) _____
pt(vi) _____ pt(vii) _____ pt(viii) _____ pt(ix) _____ pt(x) _____

	Grade Classes by Gradient (Percent)	Number of Grades (Right- Justified)	Length of Grades in Class (Implied Decimal) (xx.xxx miles)
a.	0.0-0.4	_____	_____
b.	0.5-2.4	_____	_____
c.	2.5-4.4	_____	_____
d.	4.5-6.4	_____	_____
e.	6.5-8.4	_____	_____
f.	8.5-	_____	_____



14

ROUTE NUMBER: MD 198

STARTING MILE POINT: 3.77

ENDING MILE POINT: 3.80


	Curve Classes by Degree of Curvature	Number of Curves (Right- Justified)	Length of Curves in Class (Implied Decimal) (xx.xxx miles)
a.	0.0-0.4	_____	_____
b.	0.5-1.4	_____	_____
c.	1.5-2.4	_____	_____
d.	2.5-3.4	_____	_____
e.	3.5-4.4	_____	_____
f.	4.5-5.4	_____	_____
g.	5.5-6.9	_____	_____
h.	7.0-8.4	_____	_____
i.	8.5-10.9	_____	_____
j.	11.0-13.9	_____	_____
k.	14.0-19.4	_____	_____
l.	19.5-27.9	_____	_____
m.	23+	_____	_____

.03

GRADE:

pt(i) _____ pt(ii) _____ pt(iii) _____ pt(iv) _____ pt(v) _____
 pt(vi) _____ pt(vii) _____ pt(viii) _____ pt(ix) _____ pt(x) _____

	Grade Classes by Gradient (Percent)	Number of Grades (Right- Justified)	Length of Grades in Class (Implied Decimal) (xx.xxx miles)
a.	0.0-0.4	_____	_____
b.	0.5-2.4	_____	_____
c.	2.5-4.4	_____	_____
d.	4.5-6.4	_____	_____
e.	6.5-8.4	_____	_____
f.	8.5-	_____	_____



ROUTE NUMBER: MD 214

STARTING MILE POINT: 8.60

ENDING MILE POINT: 9.50


.9

	Curve Classes by Degree of Curvature	Number of Curves (Right- Justified)	Length of Curves in Class (Implied Decimal) (xx.xxx miles)
a.	0.0-0.4	_____	_____
b.	0.5-1.4	_____	_____
c.	1.5-2.4	_____	_____
d.	2.5-3.4	_____	_____
e.	3.5-4.4	_____	_____
f.	4.5-5.4	_____	_____
g.	5.5-6.9	_____	_____
h.	7.0-8.4	_____	_____
i.	8.5-10.9	_____	_____
j.	11.0-13.9	_____	_____
k.	14.0-19.4	_____	_____
l.	19.5-27.9	_____	_____
m.	23+	_____	_____

GRADE:

pt(i) _____ pt(ii) _____ pt(iii) _____ pt(iv) _____ pt(v) _____
pt(vi) _____ pt(vii) _____ pt(viii) _____ pt(ix) _____ pt(x) _____

	Grade Classes by Gradient (Percent)	Number of Grades (Right- Justified)	Length of Grades in Class (Implied Decimal) (xx.xxx miles)
a.	0.0-0.4	_____	_____
b.	0.5-2.4	_____	_____
c.	2.5-4.4	_____	_____
d.	4.5-6.4	_____	_____
e.	6.5-8.4	_____	_____
f.	8.5-	_____	_____



ROUTE NUMBER: MD 214

STARTING MILE POINT: 9.50

ENDING MILE POINT: 9.95


.45

	Curve Classes by Degree of Curvature	Number of Curves (Right- Justified)	Length of Curves in Class (Implied Decimal) (xx.xxx miles)
a.	0.0-0.4	_____	_____
b.	0.5-1.4	_____	_____
c.	1.5-2.4	_____	_____
d.	2.5-3.4	_____	_____
e.	3.5-4.4	_____	_____
f.	4.5-5.4	_____	_____
g.	5.5-6.9	_____	_____
h.	7.0-8.4	_____	_____
i.	8.5-10.9	_____	_____
j.	11.0-13.9	_____	_____
k.	14.0-19.4	_____	_____
l.	19.5-27.9	_____	_____
m.	23+	_____	_____

GRADE:

pt(i) _____ pt(ii) _____ pt(iii) _____ pt(iv) _____ pt(v) _____
pt(vi) _____ pt(vii) _____ pt(viii) _____ pt(ix) _____ pt(x) _____

	Grade Classes by Gradient (Percent)	Number of Grades (Right- Justified)	Length of Grades in Class (Implied Decimal) (xx.xxx miles)
a.	0.0-0.4	_____	_____
b.	0.5-2.4	_____	_____
c.	2.5-4.4	_____	_____
d.	4.5-6.4	_____	_____
e.	6.5-8.4	_____	_____
f.	8.5-	_____	_____



ROUTE NUMBER: MD 214

STARTING MILE POINT: 9.95


ENDING MILE POINT: 10.23

	Curve Classes by Degree of Curvature	Number of Curves (Right- Justified)	Length of Curves in Class (Implied Decimal) (xx.xxx miles)
a.	0.0-0.4	_____	_____
b.	0.5-1.4	_____	_____
c.	1.5-2.4	_____	_____
d.	2.5-3.4	_____	_____
e.	3.5-4.4	_____	_____
f.	4.5-5.4	_____	_____
g.	5.5-6.9	_____	_____
h.	7.0-8.4	_____	_____
i.	8.5-10.9	_____	_____
j.	11.0-13.9	_____	_____
k.	14.0-19.4	_____	_____
l.	19.5-27.9	_____	_____
m.	23+	_____	_____

GRADE:

pt(i) _____ pt(ii) _____ pt(iii) _____ pt(iv) _____ pt(v) _____
pt(vi) _____ pt(vii) _____ pt(viii) _____ pt(ix) _____ pt(x) _____

	Grade Classes by Gradient (Percent)	Number of Grades (Right- Justified)	Length of Grades in Class (Implied Decimal) (xx.xxx miles)
a.	0.0-0.4	_____	_____
b.	0.5-2.4	_____	_____
c.	2.5-4.4	_____	_____
d.	4.5-6.4	_____	_____
e.	6.5-8.4	_____	_____
f.	8.5-	_____	_____



ROUTE NUMBER: MD 259

STARTING MILE POINT: 0.00


ENDING MILE POINT: 2.68

	Curve Classes by Degree of Curvature	Number of Curves (Right- Justified)	Length of Curves in Class (Implied Decimal) (xx.xxx miles)
a.	0.0-0.4	_____	_____
b.	0.5-1.4	_____	_____
c.	1.5-2.4	_____	_____
d.	2.5-3.4	_____	_____
e.	3.5-4.4	_____	_____
f.	4.5-5.4	_____	_____
g.	5.5-6.9	_____	_____
h.	7.0-8.4	_____	_____
i.	8.5-10.9	_____	_____
j.	11.0-13.9	_____	_____
k.	14.0-19.4	_____	_____
l.	19.5-27.9	_____	_____
m.	23+	_____	_____

GRADE:

pt(i) _____ pt(ii) _____ pt(iii) _____ pt(iv) _____ pt(v) _____
pt(vi) _____ pt(vii) _____ pt(viii) _____ pt(ix) _____ pt(x) _____

	Grade Classes by Gradient (Percent)	Number of Grades (Right- Justified)	Length of Grades in Class (Implied Decimal) (xx.xxx miles)
a.	0.0-0.4	_____	_____
b.	0.5-2.4	_____	_____
c.	2.5-4.4	_____	_____
d.	4.5-6.4	_____	_____
e.	6.5-8.4	_____	_____
f.	8.5-	_____	_____



ROUTE NUMBER: MD 295

STARTING MILE POINT: 6.51

ENDING MILE POINT: 6.80


.29

	Curve Classes by Degree of Curvature	Number of Curves (Right- Justified)	Length of Curves in Class (Implied Decimal) (xx.xxx miles)
a.	0.0-0.4	_____	_____
b.	0.5-1.4	_____	_____
c.	1.5-2.4	_____	_____
d.	2.5-3.4	_____	_____
e.	3.5-4.4	_____	_____
f.	4.5-5.4	_____	_____
g.	5.5-6.9	_____	_____
h.	7.0-8.4	_____	_____
i.	8.5-10.9	_____	_____
j.	11.0-13.9	_____	_____
k.	14.0-19.4	_____	_____
l.	19.5-27.9	_____	_____
m.	23+	_____	_____

GRADE:

pt(i) _____ pt(ii) _____ pt(iii) _____ pt(iv) _____ pt(v) _____
pt(vi) _____ pt(vii) _____ pt(viii) _____ pt(ix) _____ pt(x) _____

	Grade Classes by Gradient (Percent)	Number of Grades (Right- Justified)	Length of Grades in Class (Implied Decimal) (xx.xxx miles)
a.	0.0-0.4	_____	_____
b.	0.5-2.4	_____	_____
c.	2.5-4.4	_____	_____
d.	4.5-6.4	_____	_____
e.	6.5-8.4	_____	_____
f.	8.5-	_____	_____



ROUTE NUMBER: MD 295

STARTING MILE POINT: 6.80

ENDING MILE POINT: 9.04


	Curve Classes by Degree of Curvature	Number of Curves (Right- Justified)	Length of Curves in Class (Implied Decimal) (xx.xxx miles)
a.	0.0-0.4	_____	_____
b.	0.5-1.4	_____	_____
c.	1.5-2.4	_____	_____
d.	2.5-3.4	_____	_____
e.	3.5-4.4	_____	_____
f.	4.5-5.4	_____	_____
g.	5.5-6.9	_____	_____
h.	7.0-8.4	_____	_____
i.	8.5-10.9	_____	_____
j.	11.0-13.9	_____	_____
k.	14.0-19.4	_____	_____
l.	19.5-27.9	_____	_____
m.	23+	_____	_____

2.24

GRADE:

pt(i) _____ pt(ii) _____ pt(iii) _____ pt(iv) _____ pt(v) _____
pt(vi) _____ pt(vii) _____ pt(viii) _____ pt(ix) _____ pt(x) _____

	Grade Classes by Gradient (Percent)	Number of Grades (Right- Justified)	Length of Grades in Class (Implied Decimal) (xx.xxx miles)
a.	0.0-0.4	_____	_____
b.	0.5-2.4	_____	_____
c.	2.5-4.4	_____	_____
d.	4.5-6.4	_____	_____
e.	6.5-8.4	_____	_____
f.	8.5-	_____	_____



ROUTE NUMBER: MD 295

STARTING MILE POINT: 11.48

ENDING MILE POINT: 11.69


	Curve Classes by Degree of Curvature	Number of Curves (Right- Justified)	Length of Curves in Class (Implied Decimal) (xx.xxx miles)
a.	0.0-0.4	_____	_____
b.	0.5-1.4	_____	_____
c.	1.5-2.4	_____	_____
d.	2.5-3.4	_____	_____
e.	3.5-4.4	_____	_____
f.	4.5-5.4	_____	_____
g.	5.5-6.9	_____	_____
h.	7.0-8.4	_____	_____
i.	8.5-10.9	_____	_____
j.	11.0-13.9	_____	_____
k.	14.0-19.4	_____	_____
l.	19.5-27.9	_____	_____
m.	23+	_____	_____

.21

GRADE:

pt(i) _____ pt(ii) _____ pt(iii) _____ pt(iv) _____ pt(v) _____
pt(vi) _____ pt(vii) _____ pt(viii) _____ pt(ix) _____ pt(x) _____

	Grade Classes by Gradient (Percent)	Number of Grades (Right- Justified)	Length of Grades in Class (Implied Decimal) (xx.xxx miles)
a.	0.0-0.4	_____	_____
b.	0.5-2.4	_____	_____
c.	2.5-4.4	_____	_____
d.	4.5-6.4	_____	_____
e.	6.5-8.4	_____	_____
f.	8.5-	_____	_____



ROUTE NUMBER: MD 215

STARTING MILE POINT: 13.74


ENDING MILE POINT: 13.84

	Curve Classes by Degree of Curvature	Number of Curves (Right- Justified)	Length of Curves in Class (Implied Decimal) (xx.xxx miles)
a.	0.0-0.4	_____	_____
b.	0.5-1.4	_____	_____
c.	1.5-2.4	_____	_____
d.	2.5-3.4	_____	_____
e.	3.5-4.4	_____	_____
f.	4.5-5.4	_____	_____
g.	5.5-6.9	_____	_____
h.	7.0-8.4	_____	_____
i.	8.5-10.9	_____	_____
j.	11.0-13.9	_____	_____
k.	14.0-19.4	_____	_____
l.	19.5-27.9	_____	_____
m.	23+	_____	_____

GRADE:

pt(i) _____ pt(ii) _____ pt(iii) _____ pt(iv) _____ pt(v) _____
pt(vi) _____ pt(vii) _____ pt(viii) _____ pt(ix) _____ pt(x) _____

	Grade Classes by Gradient (Percent)	Number of Grades (Right- Justified)	Length of Grades in Class (Implied Decimal) (xx.xxx miles)
a.	0.0-0.4	_____	_____
b.	0.5-2.4	_____	_____
c.	2.5-4.4	_____	_____
d.	4.5-6.4	_____	_____
e.	6.5-8.4	_____	_____
f.	8.5-	_____	_____



ROUTE NUMBER: MD 295

STARTING MILE POINT: 13.84


ENDING MILE POINT: 13.96

	Curve Classes by Degree of Curvature	Number of Curves (Right- Justified)	Length of Curves in Class (Implied Decimal) (xx.xxx miles)
a.	0.0-0.4	_____	_____
b.	0.5-1.4	_____	_____
c.	1.5-2.4	_____	_____
d.	2.5-3.4	_____	_____
e.	3.5-4.4	_____	_____
f.	4.5-5.4	_____	_____
g.	5.5-6.9	_____	_____
h.	7.0-8.4	_____	_____
i.	8.5-10.9	_____	_____
j.	11.0-13.9	_____	_____
k.	14.0-19.4	_____	_____
l.	19.5-27.9	_____	_____
m.	23+	_____	_____

GRADE:

pt(i) _____ pt(ii) _____ pt(iii) _____ pt(iv) _____ pt(v) _____
pt(vi) _____ pt(vii) _____ pt(viii) _____ pt(ix) _____ pt(x) _____

	Grade Classes by Gradient (Percent)	Number of Grades (Right- Justified)	Length of Grades in Class (Implied Decimal) (xx.xxx miles)
a.	0.0-0.4	_____	_____
b.	0.5-2.4	_____	_____
c.	2.5-4.4	_____	_____
d.	4.5-6.4	_____	_____
e.	6.5-8.4	_____	_____
f.	8.5-	_____	_____



5

ROUTE NUMBER: MD 295

STARTING MILE POINT: 13.96


ENDING MILE POINT: 14.05

	Curve Classes by Degree of Curvature	Number of Curves (Right- Justified)	Length of Curves in Class (Implied Decimal) (xx.xxx miles)
a.	0.0-0.4	_____	_____
b.	0.5-1.4	_____	_____
c.	1.5-2.4	_____	_____
d.	2.5-3.4	_____	_____
e.	3.5-4.4	_____	_____
f.	4.5-5.4	_____	_____
g.	5.5-6.9	_____	_____
h.	7.0-8.4	_____	_____
i.	8.5-10.9	_____	_____
j.	11.0-13.9	_____	_____
k.	14.0-19.4	_____	_____
l.	19.5-27.9	_____	_____
m.	23+	_____	_____

GRADE:

pt(i) _____ pt(ii) _____ pt(iii) _____ pt(iv) _____ pt(v) _____
 pt(vi) _____ pt(vii) _____ pt(viii) _____ pt(ix) _____ pt(x) _____

	Grade Classes by Gradient (Percent)	Number of Grades (Right- Justified)	Length of Grades in Class (Implied Decimal) (xx.xxx miles)
a.	0.0-0.4	_____	_____
b.	0.5-2.4	_____	_____
c.	2.5-4.4	_____	_____
d.	4.5-6.4	_____	_____
e.	6.5-8.4	_____	_____
f.	8.5-	_____	_____



ROUTE NUMBER: MD 295

STARTING MILE POINT: 14.12

ENDING MILE POINT: 14.35


	Curve Classes by Degree of Curvature	Number of Curves (Right- Justified)	Length of Curves in Class (Implied Decimal) (xx.xxx miles)
a.	0.0-0.4	_____	_____
b.	0.5-1.4	_____	_____
c.	1.5-2.4	_____	_____
d.	2.5-3.4	_____	_____
e.	3.5-4.4	_____	_____
f.	4.5-5.4	_____	_____
g.	5.5-6.9	_____	_____
h.	7.0-8.4	_____	_____
i.	8.5-10.9	_____	_____
j.	11.0-13.9	_____	_____
k.	14.0-19.4	_____	_____
l.	19.5-27.9	_____	_____
m.	23+	_____	_____

.23

GRADE:

pt(i) _____ pt(ii) _____ pt(iii) _____ pt(iv) _____ pt(v) _____
pt(vi) _____ pt(vii) _____ pt(viii) _____ pt(ix) _____ pt(x) _____

	Grade Classes by Gradient (Percent)	Number of Grades (Right- Justified)	Length of Grades in Class (Implied Decimal) (xx.xxx miles)
a.	0.0-0.4	_____	_____
b.	0.5-2.4	_____	_____
c.	2.5-4.4	_____	_____
d.	4.5-6.4	_____	_____
e.	6.5-8.4	_____	_____
f.	8.5-	_____	_____



ROUTE NUMBER: MD 450

STARTING MILE POINT: 9.51

ENDING MILE POINT: 9.60


.09

	Curve Classes by Degree of Curvature	Number of Curves (Right- Justified)	Length of Curves in Class (Implied Decimal) (xx.xxx miles)
a.	0.0-0.4	_____	_____
b.	0.5-1.4	_____	_____
c.	1.5-2.4	_____	_____
d.	2.5-3.4	_____	_____
e.	3.5-4.4	_____	_____
f.	4.5-5.4	_____	_____
g.	5.5-6.9	_____	_____
h.	7.0-8.4	_____	_____
i.	8.5-10.9	_____	_____
j.	11.0-13.9	_____	_____
k.	14.0-19.4	_____	_____
l.	19.5-27.9	_____	_____
m.	23+	_____	_____

GRADE:

pt(i) _____ pt(ii) _____ pt(iii) _____ pt(iv) _____ pt(v) _____
pt(vi) _____ pt(vii) _____ pt(viii) _____ pt(ix) _____ pt(x) _____

	Grade Classes by Gradient (Percent)	Number of Grades (Right- Justified)	Length of Grades in Class (Implied Decimal) (xx.xxx miles)
a.	0.0-0.4	_____	_____
b.	0.5-2.4	_____	_____
c.	2.5-4.4	_____	_____
d.	4.5-6.4	_____	_____
e.	6.5-8.4	_____	_____
f.	8.5-	_____	_____



ROUTE NUMBER: MD 450

STARTING MILE POINT: 9.60

ENDING MILE POINT: 9.72


-12

	Curve Classes by Degree of Curvature	Number of Curves (Right- Justified)	Length of Curves in Class (Implied Decimal) (xx.xxx miles)
a.	0.0-0.4	_____	_____
b.	0.5-1.4	_____	_____
c.	1.5-2.4	_____	_____
d.	2.5-3.4	_____	_____
e.	3.5-4.4	_____	_____
f.	4.5-5.4	_____	_____
g.	5.5-6.9	_____	_____
h.	7.0-8.4	_____	_____
i.	8.5-10.9	_____	_____
j.	11.0-13.9	_____	_____
k.	14.0-19.4	_____	_____
l.	19.5-27.9	_____	_____
m.	23+	_____	_____

GRADE:

pt(i) _____ pt(ii) _____ pt(iii) _____ pt(iv) _____ pt(v) _____
pt(vi) _____ pt(vii) _____ pt(viii) _____ pt(ix) _____ pt(x) _____

	Grade Classes by Gradient (Percent)	Number of Grades (Right- Justified)	Length of Grades in Class (Implied Decimal) (xx.xxx miles)
a.	0.0-0.4	_____	_____
b.	0.5-2.4	_____	_____
c.	2.5-4.4	_____	_____
d.	4.5-6.4	_____	_____
e.	6.5-8.4	_____	_____
f.	8.5-	_____	_____



ROUTE NUMBER: MD 450

STARTING MILE POINT: 9.72

ENDING MILE POINT: 9.74


102

	Curve Classes by Degree of Curvature	Number of Curves (Right- Justified)	Length of Curves in Class (Implied Decimal) (xx.xxx miles)
a.	0.0-0.4	_____	_____
b.	0.5-1.4	_____	_____
c.	1.5-2.4	_____	_____
d.	2.5-3.4	_____	_____
e.	3.5-4.4	_____	_____
f.	4.5-5.4	_____	_____
g.	5.5-6.9	_____	_____
h.	7.0-8.4	_____	_____
i.	8.5-10.9	_____	_____
j.	11.0-13.9	_____	_____
k.	14.0-19.4	_____	_____
l.	19.5-27.9	_____	_____
m.	23+	_____	_____

GRADE:

pt(i) _____ pt(ii) _____ pt(iii) _____ pt(iv) _____ pt(v) _____
pt(vi) _____ pt(vii) _____ pt(viii) _____ pt(ix) _____ pt(x) _____

	Grade Classes by Gradient (Percent)	Number of Grades (Right- Justified)	Length of Grades in Class (Implied Decimal) (xx.xxx miles)
a.	0.0-0.4	_____	_____
b.	0.5-2.4	_____	_____
c.	2.5-4.4	_____	_____
d.	4.5-6.4	_____	_____
e.	6.5-8.4	_____	_____
f.	8.5-	_____	_____



ROUTE NUMBER: MD 450

STARTING MILE POINT: 9.74


ENDING MILE POINT: 9.81

	Curve Classes by Degree of Curvature	Number of Curves (Right- Justified)	Length of Curves in Class (Implied Decimal) (xx.xxx miles)
a.	0.0-0.4	_____	_____
b.	0.5-1.4	_____	_____
c.	1.5-2.4	_____	_____
d.	2.5-3.4	_____	_____
e.	3.5-4.4	_____	_____
f.	4.5-5.4	_____	_____
g.	5.5-6.9	_____	_____
h.	7.0-8.4	_____	_____
i.	8.5-10.9	_____	_____
j.	11.0-13.9	_____	_____
k.	14.0-19.4	_____	_____
l.	19.5-27.9	_____	_____
m.	23+	_____	_____

GRADE:

pt (i) _____ pt (ii) _____ pt (iii) _____ pt (iv) _____ pt (v) _____
pt (vi) _____ pt (vii) _____ pt (viii) _____ pt (ix) _____ pt (x) _____

	Grade Classes by Gradient (Percent)	Number of Grades (Right- Justified)	Length of Grades in Class (Implied Decimal) (xx.xxx miles)
a.	0.0-0.4	_____	_____
b.	0.5-2.4	_____	_____
c.	2.5-4.4	_____	_____
d.	4.5-6.4	_____	_____
e.	6.5-8.4	_____	_____
f.	8.5-	_____	_____



ROUTE NUMBER: MD 450

STARTING MILE POINT: 10.16

ENDING MILE POINT: 10.30


.14

	Curve Classes by Degree of Curvature	Number of Curves (Right- Justified)	Length of Curves in Class (Implied Decimal) (xx.xxx miles)
a.	0.0-0.4	_____	_____
b.	0.5-1.4	_____	_____
c.	1.5-2.4	_____	_____
d.	2.5-3.4	_____	_____
e.	3.5-4.4	_____	_____
f.	4.5-5.4	_____	_____
g.	5.5-6.9	_____	_____
h.	7.0-8.4	_____	_____
i.	8.5-10.9	_____	_____
j.	11.0-13.9	_____	_____
k.	14.0-19.4	_____	_____
l.	19.5-27.9	_____	_____
m.	23+	_____	_____

GRADE:

pt(i) _____ pt(ii) _____ pt(iii) _____ pt(iv) _____ pt(v) _____
pt(vi) _____ pt(vii) _____ pt(viii) _____ pt(ix) _____ pt(x) _____

	Grade Classes by Gradient (Percent)	Number of Grades (Right- Justified)	Length of Grades in Class (Implied Decimal) (xx.xxx miles)
a.	0.0-0.4	_____	_____
b.	0.5-2.4	_____	_____
c.	2.5-4.4	_____	_____
d.	4.5-6.4	_____	_____
e.	6.5-8.4	_____	_____
f.	8.5-	_____	_____



ROUTE NUMBER: MD 450

STARTING MILE POINT: 11.12

ENDING MILE POINT: 11.25


.13

	Curve Classes by Degree of Curvature	Number of Curves (Right- Justified)	Length of Curves in Class (Implied Decimal) (xx.xxx miles)
a.	0.0-0.4	_____	_____
b.	0.5-1.4	_____	_____
c.	1.5-2.4	_____	_____
d.	2.5-3.4	_____	_____
e.	3.5-4.4	_____	_____
f.	4.5-5.4	_____	_____
g.	5.5-6.9	_____	_____
h.	7.0-8.4	_____	_____
i.	8.5-10.9	_____	_____
j.	11.0-13.9	_____	_____
k.	14.0-19.4	_____	_____
l.	19.5-27.9	_____	_____
m.	23+	_____	_____

GRADE:

pt(i) _____ pt(ii) _____ pt(iii) _____ pt(iv) _____ pt(v) _____
pt(vi) _____ pt(vii) _____ pt(viii) _____ pt(ix) _____ pt(x) _____

	Grade Classes by Gradient (Percent)	Number of Grades (Right- Justified)	Length of Grades in Class (Implied Decimal) (xx.xxx miles)
a.	0.0-0.4	_____	_____
b.	0.5-2.4	_____	_____
c.	2.5-4.4	_____	_____
d.	4.5-6.4	_____	_____
e.	6.5-8.4	_____	_____
f.	8.5-	_____	_____



ROUTE NUMBER: MD 450

STARTING MILE POINT: 11.60

ENDING MILE POINT: 11.76


.16

	Curve Classes by Degree of Curvature	Number of Curves (Right- Justified)	Length of Curves in Class (Implied Decimal) (xx.xxx miles)
a.	0.0-0.4	_____	_____
b.	0.5-1.4	_____	_____
c.	1.5-2.4	_____	_____
d.	2.5-3.4	_____	_____
e.	3.5-4.4	_____	_____
f.	4.5-5.4	_____	_____
g.	5.5-6.9	_____	_____
h.	7.0-8.4	_____	_____
i.	8.5-10.9	_____	_____
j.	11.0-13.9	_____	_____
k.	14.0-19.4	_____	_____
l.	19.5-27.9	_____	_____
m.	23+	_____	_____

GRADE:

pt(i) _____ pt(ii) _____ pt(iii) _____ pt(iv) _____ pt(v) _____
pt(vi) _____ pt(vii) _____ pt(viii) _____ pt(ix) _____ pt(x) _____

	Grade Classes by Gradient (Percent)	Number of Grades (Right- Justified)	Length of Grades in Class (Implied Decimal) (xx.xxx miles)
a.	0.0-0.4	_____	_____
b.	0.5-2.4	_____	_____
c.	2.5-4.4	_____	_____
d.	4.5-6.4	_____	_____
e.	6.5-8.4	_____	_____
f.	8.5-	_____	_____



ROUTE NUMBER: MD 450

STARTING MILE POINT: 13.28

ENDING MILE POINT: 13.44


.16

	Curve Classes by Degree of Curvature	Number of Curves (Right- Justified)	Length of Curves in Class (Implied Decimal) (xx.xxx miles)
a.	0.0-0.4	_____	_____
b.	0.5-1.4	_____	_____
c.	1.5-2.4	_____	_____
d.	2.5-3.4	_____	_____
e.	3.5-4.4	_____	_____
f.	4.5-5.4	_____	_____
g.	5.5-6.9	_____	_____
h.	7.0-8.4	_____	_____
i.	8.5-10.9	_____	_____
j.	11.0-13.9	_____	_____
k.	14.0-19.4	_____	_____
l.	19.5-27.9	_____	_____
m.	23+	_____	_____

GRADE:

pt(i) _____ pt(ii) _____ pt(iii) _____ pt(iv) _____ pt(v) _____
pt(vi) _____ pt(vii) _____ pt(viii) _____ pt(ix) _____ pt(x) _____

	Grade Classes by Gradient (Percent)	Number of Grades (Right- Justified)	Length of Grades in Class (Implied Decimal) (xx.xxx miles)
a.	0.0-0.4	_____	_____
b.	0.5-2.4	_____	_____
c.	2.5-4.4	_____	_____
d.	4.5-6.4	_____	_____
e.	6.5-8.4	_____	_____
f.	8.5-	_____	_____



16

ROUTE NUMBER: MD 450

STARTING MILE POINT: 13.44

ENDING MILE POINT: 13.47


.03

	Curve Classes by Degree of Curvature	Number of Curves (Right- Justified)	Length of Curves in Class (Implied Decimal) (xx.xxx miles)
a.	0.0-0.4	_____	_____
b.	0.5-1.4	_____	_____
c.	1.5-2.4	_____	_____
d.	2.5-3.4	_____	_____
e.	3.5-4.4	_____	_____
f.	4.5-5.4	_____	_____
g.	5.5-6.9	_____	_____
h.	7.0-8.4	_____	_____
i.	8.5-10.9	_____	_____
j.	11.0-13.9	_____	_____
k.	14.0-19.4	_____	_____
l.	19.5-27.9	_____	_____
m.	23+	_____	_____

GRADE:

pt(i) _____ pt(ii) _____ pt(iii) _____ pt(iv) _____ pt(v) _____
 pt(vi) _____ pt(vii) _____ pt(viii) _____ pt(ix) _____ pt(x) _____

	Grade Classes by Gradient (Percent)	Number of Grades (Right- Justified)	Length of Grades in Class (Implied Decimal) (xx.xxx miles)
a.	0.0-0.4	_____	_____
b.	0.5-2.4	_____	_____
c.	2.5-4.4	_____	_____
d.	4.5-6.4	_____	_____
e.	6.5-8.4	_____	_____
f.	8.5-	_____	_____



ROUTE NUMBER: MD 450

STARTING MILE POINT: 13.53

ENDING MILE POINT: 13.80


	Curve Classes by Degree of Curvature	Number of Curves (Right- Justified)	Length of Curves in Class (Implied Decimal) (xx.xxx miles)
a.	0.0-0.4	_____	_____
b.	0.5-1.4	_____	_____
c.	1.5-2.4	_____	_____
d.	2.5-3.4	_____	_____
e.	3.5-4.4	_____	_____
f.	4.5-5.4	_____	_____
g.	5.5-6.9	_____	_____
h.	7.0-8.4	_____	_____
i.	8.5-10.9	_____	_____
j.	11.0-13.9	_____	_____
k.	14.0-19.4	_____	_____
l.	19.5-27.9	_____	_____
m.	23+	_____	_____

.27

GRADE:

pt(i) _____ pt(ii) _____ pt(iii) _____ pt(iv) _____ pt(v) _____
pt(vi) _____ pt(vii) _____ pt(viii) _____ pt(ix) _____ pt(x) _____

	Grade Classes by Gradient (Percent)	Number of Grades (Right- Justified)	Length of Grades in Class (Implied Decimal) (xx.xxx miles)
a.	0.0-0.4	_____	_____
b.	0.5-2.4	_____	_____
c.	2.5-4.4	_____	_____
d.	4.5-6.4	_____	_____
e.	6.5-8.4	_____	_____
f.	8.5-	_____	_____



ROUTE NUMBER: MD 450

STARTING MILE POINT: 13.80

ENDING MILE POINT: 13.99


	Curve Classes by Degree of Curvature	Number of Curves (Right- Justified)	Length of Curves in Class (Implied Decimal) (xx.xxx miles)
a.	0.0-0.4	_____	_____
b.	0.5-1.4	_____	_____
c.	1.5-2.4	_____	_____
d.	2.5-3.4	_____	_____
e.	3.5-4.4	_____	_____
f.	4.5-5.4	_____	_____
g.	5.5-6.9	_____	_____
h.	7.0-8.4	_____	_____
i.	8.5-10.9	_____	_____
j.	11.0-13.9	_____	_____
k.	14.0-19.4	_____	_____
l.	19.5-27.9	_____	_____
m.	23+	_____	_____

-19

GRADE:

pt(i) _____ pt(ii) _____ pt(iii) _____ pt(iv) _____ pt(v) _____
pt(vi) _____ pt(vii) _____ pt(viii) _____ pt(ix) _____ pt(x) _____

	Grade Classes by Gradient (Percent)	Number of Grades (Right- Justified)	Length of Grades in Class (Implied Decimal) (xx.xxx miles)
a.	0.0-0.4	_____	_____
b.	0.5-2.4	_____	_____
c.	2.5-4.4	_____	_____
d.	4.5-6.4	_____	_____
e.	6.5-8.4	_____	_____
f.	8.5-	_____	_____



ROUTE NUMBER: MD 450

STARTING MILE POINT: 14.47


ENDING MILE POINT: 14.77

	Curve Classes by Degree of Curvature	Number of Curves (Right- Justified)	Length of Curves in Class (Implied Decimal) (xx.xxx miles)
a.	0.0-0.4	_____	_____
b.	0.5-1.4	_____	_____
c.	1.5-2.4	_____	_____
d.	2.5-3.4	_____	_____
e.	3.5-4.4	_____	_____
f.	4.5-5.4	_____	_____
g.	5.5-6.9	_____	_____
h.	7.0-8.4	_____	_____
i.	8.5-10.9	_____	_____
j.	11.0-13.9	_____	_____
k.	14.0-19.4	_____	_____
l.	19.5-27.9	_____	_____
m.	23+	_____	_____

GRADE:

pt(i) _____ pt(ii) _____ pt(iii) _____ pt(iv) _____ pt(v) _____
pt(vi) _____ pt(vii) _____ pt(viii) _____ pt(ix) _____ pt(x) _____

	Grade Classes by Gradient (Percent)	Number of Grades (Right- Justified)	Length of Grades in Class (Implied Decimal) (xx.xxx miles)
a.	0.0-0.4	_____	_____
b.	0.5-2.4	_____	_____
c.	2.5-4.4	_____	_____
d.	4.5-6.4	_____	_____
e.	6.5-8.4	_____	_____
f.	8.5-	_____	_____



ROUTE NUMBER: MD 450

STARTING MILE POINT: 14.99


ENDING MILE POINT: 15.06

	Curve Classes by Degree of Curvature	Number of Curves (Right- Justified)	Length of Curves in Class (Implied Decimal) (xx.xxx miles)
a.	0.0-0.4	_____	_____
b.	0.5-1.4	_____	_____
c.	1.5-2.4	_____	_____
d.	2.5-3.4	_____	_____
e.	3.5-4.4	_____	_____
f.	4.5-5.4	_____	_____
g.	5.5-6.9	_____	_____
h.	7.0-8.4	_____	_____
i.	8.5-10.9	_____	_____
j.	11.0-13.9	_____	_____
k.	14.0-19.4	_____	_____
l.	19.5-27.9	_____	_____
m.	23+	_____	_____

GRADE:

pt(i) _____ pt(ii) _____ pt(iii) _____ pt(iv) _____ pt(v) _____
pt(vi) _____ pt(vii) _____ pt(viii) _____ pt(ix) _____ pt(x) _____

	Grade Classes by Gradient (Percent)	Number of Grades (Right- Justified)	Length of Grades in Class (Implied Decimal) (xx.xxx miles)
a.	0.0-0.4	_____	_____
b.	0.5-2.4	_____	_____
c.	2.5-4.4	_____	_____
d.	4.5-6.4	_____	_____
e.	6.5-8.4	_____	_____
f.	8.5-	_____	_____



ROUTE NUMBER: MD 450

STARTING MILE POINT: 15.06

ENDING MILE POINT: 15.53


.47

	Curve Classes by Degree of Curvature	Number of Curves (Right- Justified)	Length of Curves in Class (Implied Decimal) (xx.xxx miles)
a.	0.0-0.4	_____	_____
b.	0.5-1.4	_____	_____
c.	1.5-2.4	_____	_____
d.	2.5-3.4	_____	_____
e.	3.5-4.4	_____	_____
f.	4.5-5.4	_____	_____
g.	5.5-6.9	_____	_____
h.	7.0-8.4	_____	_____
i.	8.5-10.9	_____	_____
j.	11.0-13.9	_____	_____
k.	14.0-19.4	_____	_____
l.	19.5-27.9	_____	_____
m.	23+	_____	_____

GRADE:

pt(i) _____ pt(ii) _____ pt(iii) _____ pt(iv) _____ pt(v) _____
pt(vi) _____ pt(vii) _____ pt(viii) _____ pt(ix) _____ pt(x) _____

	Grade Classes by Gradient (Percent)	Number of Grades (Right- Justified)	Length of Grades in Class (Implied Decimal) (xx.xxx miles)
a.	0.0-0.4	_____	_____
b.	0.5-2.4	_____	_____
c.	2.5-4.4	_____	_____
d.	4.5-6.4	_____	_____
e.	6.5-8.4	_____	_____
f.	8.5-	_____	_____



ROUTE NUMBER: MD 450

STARTING MILE POINT: 15.53

ENDING MILE POINT: 15.71


.18

	Curve Classes by Degree of Curvature	Number of Curves (Right- Justified)	Length of Curves in Class (Implied Decimal) (xx.xxx miles)
a.	0.0-0.4	_____	_____
b.	0.5-1.4	_____	_____
c.	1.5-2.4	_____	_____
d.	2.5-3.4	_____	_____
e.	3.5-4.4	_____	_____
f.	4.5-5.4	_____	_____
g.	5.5-6.9	_____	_____
h.	7.0-8.4	_____	_____
i.	8.5-10.9	_____	_____
j.	11.0-13.9	_____	_____
k.	14.0-19.4	_____	_____
l.	19.5-27.9	_____	_____
m.	23+	_____	_____

GRADE:

pt(i) _____ pt(ii) _____ pt(iii) _____ pt(iv) _____ pt(v) _____
pt(vi) _____ pt(vii) _____ pt(viii) _____ pt(ix) _____ pt(x) _____

	Grade Classes by Gradient (Percent)	Number of Grades (Right- Justified)	Length of Grades in Class (Implied Decimal) (xx.xxx miles)
a.	0.0-0.4	_____	_____
b.	0.5-2.4	_____	_____
c.	2.5-4.4	_____	_____
d.	4.5-6.4	_____	_____
e.	6.5-8.4	_____	_____
f.	8.5-	_____	_____



ROUTE NUMBER: MD 450

STARTING MILE POINT: 15.71

ENDING MILE POINT: 15.77


.06

	Curve Classes by Degree of Curvature	Number of Curves (Right- Justified)	Length of Curves in Class (Implied Decimal) (xx.xxx miles)
a.	0.0-0.4	_____	_____
b.	0.5-1.4	_____	_____
c.	1.5-2.4	_____	_____
d.	2.5-3.4	_____	_____
e.	3.5-4.4	_____	_____
f.	4.5-5.4	_____	_____
g.	5.5-6.9	_____	_____
h.	7.0-8.4	_____	_____
i.	8.5-10.9	_____	_____
j.	11.0-13.9	_____	_____
k.	14.0-19.4	_____	_____
l.	19.5-27.9	_____	_____
m.	23+	_____	_____

GRADE:

pt(i) _____ pt(ii) _____ pt(iii) _____ pt(iv) _____ pt(v) _____
pt(vi) _____ pt(vii) _____ pt(viii) _____ pt(ix) _____ pt(x) _____

	Grade Classes by Gradient (Percent)	Number of Grades (Right- Justified)	Length of Grades in Class (Implied Decimal) (xx.xxx miles)
a.	0.0-0.4	_____	_____
b.	0.5-2.4	_____	_____
c.	2.5-4.4	_____	_____
d.	4.5-6.4	_____	_____
e.	6.5-8.4	_____	_____
f.	8.5-	_____	_____



ROUTE NUMBER: MD 648 E

STARTING MILE POINT: 3.07

ENDING MILE POINT: 3.15


	Curve Classes by Degree of Curvature	Number of Curves (Right- Justified)	Length of Curves in Class (Implied Decimal) (xx.xxx miles)
a.	0.0-0.4	_____	_____
b.	0.5-1.4	_____	_____
c.	1.5-2.4	_____	_____
d.	2.5-3.4	_____	_____
e.	3.5-4.4	_____	_____
f.	4.5-5.4	_____	_____
g.	5.5-6.9	_____	_____
h.	7.0-8.4	_____	_____
i.	8.5-10.9	_____	_____
j.	11.0-13.9	_____	_____
k.	14.0-19.4	_____	_____
l.	19.5-27.9	_____	_____
m.	23+	_____	_____

.08

GRADE:

pt(i) _____ pt(ii) _____ pt(iii) _____ pt(iv) _____ pt(v) _____
 pt(vi) _____ pt(vii) _____ pt(viii) _____ pt(ix) _____ pt(x) _____

	Grade Classes by Gradient (Percent)	Number of Grades (Right- Justified)	Length of Grades in Class (Implied Decimal) (xx.xxx miles)
a.	0.0-0.4	_____	_____
b.	0.5-2.4	_____	_____
c.	2.5-4.4	_____	_____
d.	4.5-6.4	_____	_____
e.	6.5-8.4	_____	_____
f.	8.5-	_____	_____



ROUTE NUMBER: MD 648 E

STARTING MILE POINT: 3.15

ENDING MILE POINT: 3.23


.08

	Curve Classes by Degree of Curvature	Number of Curves (Right- Justified)	Length of Curves in Class (Implied Decimal) (xx.xxx miles)
a.	0.0-0.4	_____	_____
b.	0.5-1.4	_____	_____
c.	1.5-2.4	_____	_____
d.	2.5-3.4	_____	_____
e.	3.5-4.4	_____	_____
f.	4.5-5.4	_____	_____
g.	5.5-6.9	_____	_____
h.	7.0-8.4	_____	_____
i.	8.5-10.9	_____	_____
j.	11.0-13.9	_____	_____
k.	14.0-19.4	_____	_____
l.	19.5-27.9	_____	_____
m.	23+	_____	_____

GRADE:

pt(i) _____ pt(ii) _____ pt(iii) _____ pt(iv) _____ pt(v) _____
pt(vi) _____ pt(vii) _____ pt(viii) _____ pt(ix) _____ pt(x) _____

	Grade Classes by Gradient (Percent)	Number of Grades (Right- Justified)	Length of Grades in Class (Implied Decimal) (xx.xxx miles)
a.	0.0-0.4	_____	_____
b.	0.5-2.4	_____	_____
c.	2.5-4.4	_____	_____
d.	4.5-6.4	_____	_____
e.	6.5-8.4	_____	_____
f.	8.5-	_____	_____





ROUTE NUMBER: MD 648 E

STARTING MILE POINT: 3.23

ENDING MILE POINT: 3.29


.06

	Curve Classes by Degree of Curvature	Number of Curves (Right- Justified)	Length of Curves in Class (Implied Decimal) (xx.xxx miles)
a.	0.0-0.4	_____	_____
b.	0.5-1.4	_____	_____
c.	1.5-2.4	_____	_____
d.	2.5-3.4	_____	_____
e.	3.5-4.4	_____	_____
f.	4.5-5.4	_____	_____
g.	5.5-6.9	_____	_____
h.	7.0-8.4	_____	_____
i.	8.5-10.9	_____	_____
j.	11.0-13.9	_____	_____
k.	14.0-19.4	_____	_____
l.	19.5-27.9	_____	_____
m.	23+	_____	_____

GRADE:

pt(i) _____ pt(ii) _____ pt(iii) _____ pt(iv) _____ pt(v) _____
 pt(vi) _____ pt(vii) _____ pt(viii) _____ pt(ix) _____ pt(x) _____

	Grade Classes by Gradient (Percent)	Number of Grades (Right- Justified)	Length of Grades in Class (Implied Decimal) (xx.xxx miles)
a.	0.0-0.4	_____	_____
b.	0.5-2.4	_____	_____
c.	2.5-4.4	_____	_____
d.	4.5-6.4	_____	_____
e.	6.5-8.4	_____	_____
f.	8.5-	_____	_____



ROUTE NUMBER: MD 665

STARTING MILE POINT: 0.68

ENDING MILE POINT: 0.83


.15

	Curve Classes by Degree of Curvature	Number of Curves (Right- Justified)	Length of Curves in Class (Implied Decimal) (xx.xxx miles)
a.	0.0-0.4	_____	_____
b.	0.5-1.4	_____	_____
c.	1.5-2.4	_____	_____
d.	2.5-3.4	_____	_____
e.	3.5-4.4	_____	_____
f.	4.5-5.4	_____	_____
g.	5.5-6.9	_____	_____
h.	7.0-8.4	_____	_____
i.	8.5-10.9	_____	_____
j.	11.0-13.9	_____	_____
k.	14.0-19.4	_____	_____
l.	19.5-27.9	_____	_____
m.	23+	_____	_____

GRADE:

pt(i) _____ pt(ii) _____ pt(iii) _____ pt(iv) _____ pt(v) _____
pt(vi) _____ pt(vii) _____ pt(viii) _____ pt(ix) _____ pt(x) _____

	Grade Classes by Gradient (Percent)	Number of Grades (Right- Justified)	Length of Grades in Class (Implied Decimal) (xx.xxx miles)
a.	0.0-0.4	_____	_____
b.	0.5-2.4	_____	_____
c.	2.5-4.4	_____	_____
d.	4.5-6.4	_____	_____
e.	6.5-8.4	_____	_____
f.	8.5-	_____	_____



ROUTE NUMBER: MD 665

STARTING MILE POINT: 1.06

ENDING MILE POINT: 1.19


	Curve Classes by Degree of Curvature	Number of Curves (Right- Justified)	Length of Curves in Class (Implied Decimal) (xx.xxx miles)
a.	0.0-0.4	_____	_____
b.	0.5-1.4	_____	_____
c.	1.5-2.4	_____	_____
d.	2.5-3.4	_____	_____
e.	3.5-4.4	_____	_____
f.	4.5-5.4	_____	_____
g.	5.5-6.9	_____	_____
h.	7.0-8.4	_____	_____
i.	8.5-10.9	_____	_____
j.	11.0-13.9	_____	_____
k.	14.0-19.4	_____	_____
l.	19.5-27.9	_____	_____
m.	23+	_____	_____

.13

GRADE:

pt(i) _____ pt(ii) _____ pt(iii) _____ pt(iv) _____ pt(v) _____
pt(vi) _____ pt(vii) _____ pt(viii) _____ pt(ix) _____ pt(x) _____

	Grade Classes by Gradient (Percent)	Number of Grades (Right- Justified)	Length of Grades in Class (Implied Decimal) (xx.xxx miles)
a.	0.0-0.4	_____	_____
b.	0.5-2.4	_____	_____
c.	2.5-4.4	_____	_____
d.	4.5-6.4	_____	_____
e.	6.5-8.4	_____	_____
f.	8.5-	_____	_____



ROUTE NUMBER: MD 665

STARTING MILE POINT: 1.19


ENDING MILE POINT: 1.30

	Curve Classes by Degree of Curvature	Number of Curves (Right- Justified)	Length of Curves in Class (Implied Decimal) (xx.xxx miles)
a.	0.0-0.4	_____	_____
b.	0.5-1.4	_____	_____
c.	1.5-2.4	_____	_____
d.	2.5-3.4	_____	_____
e.	3.5-4.4	_____	_____
f.	4.5-5.4	_____	_____
g.	5.5-6.9	_____	_____
h.	7.0-8.4	_____	_____
i.	8.5-10.9	_____	_____
j.	11.0-13.9	_____	_____
k.	14.0-19.4	_____	_____
l.	19.5-27.9	_____	_____
m.	23+	_____	_____

GRADE:

pt(i) _____ pt(ii) _____ pt(iii) _____ pt(iv) _____ pt(v) _____
pt(vi) _____ pt(vii) _____ pt(viii) _____ pt(ix) _____ pt(x) _____

	Grade Classes by Gradient (Percent)	Number of Grades (Right- Justified)	Length of Grades in Class (Implied Decimal) (xx.xxx miles)
a.	0.0-0.4	_____	_____
b.	0.5-2.4	_____	_____
c.	2.5-4.4	_____	_____
d.	4.5-6.4	_____	_____
e.	6.5-8.4	_____	_____
f.	8.5-	_____	_____



ROUTE NUMBER: MD 695

STARTING MILE POINT: 0.22

ENDING MILE POINT: 0.44


.22

	Curve Classes by Degree of Curvature	Number of Curves (Right- Justified)	Length of Curves in Class (Implied Decimal) (xx.xxx miles)
a.	0.0-0.4	_____	_____
b.	0.5-1.4	_____	_____
c.	1.5-2.4	_____	_____
d.	2.5-3.4	_____	_____
e.	3.5-4.4	_____	_____
f.	4.5-5.4	_____	_____
g.	5.5-6.9	_____	_____
h.	7.0-8.4	_____	_____
i.	8.5-10.9	_____	_____
j.	11.0-13.9	_____	_____
k.	14.0-19.4	_____	_____
l.	19.5-27.9	_____	_____
m.	23+	_____	_____

GRADE:

pt(i) _____ pt(ii) _____ pt(iii) _____ pt(iv) _____ pt(v) _____
pt(vi) _____ pt(vii) _____ pt(viii) _____ pt(ix) _____ pt(x) _____

	Grade Classes by Gradient (Percent)	Number of Grades (Right- Justified)	Length of Grades in Class (Implied Decimal) (xx.xxx miles)
a.	0.0-0.4	_____	_____
b.	0.5-2.4	_____	_____
c.	2.5-4.4	_____	_____
d.	4.5-6.4	_____	_____
e.	6.5-8.4	_____	_____
f.	8.5-	_____	_____



ROUTE NUMBER: MD 695

STARTING MILE POINT: 0.44

ENDING MILE POINT: 0.76


.32

	Curve Classes by Degree of Curvature	Number of Curves (Right- Justified)	Length of Curves in Class (Implied Decimal) (xx.xxx miles)
a.	0.0-0.4	_____	_____
b.	0.5-1.4	_____	_____
c.	1.5-2.4	_____	_____
d.	2.5-3.4	_____	_____
e.	3.5-4.4	_____	_____
f.	4.5-5.4	_____	_____
g.	5.5-6.9	_____	_____
h.	7.0-8.4	_____	_____
i.	8.5-10.9	_____	_____
j.	11.0-13.9	_____	_____
k.	14.0-19.4	_____	_____
l.	19.5-27.9	_____	_____
m.	23+	_____	_____

GRADE:

pt(i) _____ pt(ii) _____ pt(iii) _____ pt(iv) _____ pt(v) _____
pt(vi) _____ pt(vii) _____ pt(viii) _____ pt(ix) _____ pt(x) _____

	Grade Classes by Gradient (Percent)	Number of Grades (Right- Justified)	Length of Grades in Class (Implied Decimal) (xx.xxx miles)
a.	0.0-0.4	_____	_____
b.	0.5-2.4	_____	_____
c.	2.5-4.4	_____	_____
d.	4.5-6.4	_____	_____
e.	6.5-8.4	_____	_____
f.	8.5-	_____	_____



ROUTE NUMBER: MD 695

STARTING MILE POINT: 0.78

ENDING MILE POINT: 0.91


.13

	Curve Classes by Degree of Curvature	Number of Curves (Right- Justified)	Length of Curves in Class (Implied Decimal) (xx.xxx miles)
a.	0.0-0.4	_____	_____
b.	0.5-1.4	_____	_____
c.	1.5-2.4	_____	_____
d.	2.5-3.4	_____	_____
e.	3.5-4.4	_____	_____
f.	4.5-5.4	_____	_____
g.	5.5-6.9	_____	_____
h.	7.0-8.4	_____	_____
i.	8.5-10.9	_____	_____
j.	11.0-13.9	_____	_____
k.	14.0-19.4	_____	_____
l.	19.5-27.9	_____	_____
m.	23+	_____	_____

GRADE:

pt(i) _____ pt(ii) _____ pt(iii) _____ pt(iv) _____ pt(v) _____
pt(vi) _____ pt(vii) _____ pt(viii) _____ pt(ix) _____ pt(x) _____

	Grade Classes by Gradient (Percent)	Number of Grades (Right- Justified)	Length of Grades in Class (Implied Decimal) (xx.xxx miles)
a.	0.0-0.4	_____	_____
b.	0.5-2.4	_____	_____
c.	2.5-4.4	_____	_____
d.	4.5-6.4	_____	_____
e.	6.5-8.4	_____	_____
f.	8.5-	_____	_____



ROUTE NUMBER: MD 695

STARTING MILE POINT: 0.91

ENDING MILE POINT: 0.95


.04

	Curve Classes by Degree of Curvature	Number of Curves (Right- Justified)	Length of Curves in Class (Implied Decimal) (xx.xxx miles)
a.	0.0-0.4	_____	_____
b.	0.5-1.4	_____	_____
c.	1.5-2.4	_____	_____
d.	2.5-3.4	_____	_____
e.	3.5-4.4	_____	_____
f.	4.5-5.4	_____	_____
g.	5.5-6.9	_____	_____
h.	7.0-8.4	_____	_____
i.	8.5-10.9	_____	_____
j.	11.0-13.9	_____	_____
k.	14.0-19.4	_____	_____
l.	19.5-27.9	_____	_____
m.	23+	_____	_____

GRADE:

pt(i) _____ pt(ii) _____ pt(iii) _____ pt(iv) _____ pt(v) _____
pt(vi) _____ pt(vii) _____ pt(viii) _____ pt(ix) _____ pt(x) _____

	Grade Classes by Gradient (Percent)	Number of Grades (Right- Justified)	Length of Grades in Class (Implied Decimal) (xx.xxx miles)
a.	0.0-0.4	_____	_____
b.	0.5-2.4	_____	_____
c.	2.5-4.4	_____	_____
d.	4.5-6.4	_____	_____
e.	6.5-8.4	_____	_____
f.	8.5-	_____	_____



ROUTE NUMBER: MD 695

STARTING MILE POINT: 0.95

ENDING MILE POINT: 1.01


.06

	Curve Classes by Degree of Curvature	Number of Curves (Right- Justified)	Length of Curves in Class (Implied Decimal) (xx.xxx miles)
a.	0.0-0.4	_____	_____
b.	0.5-1.4	_____	_____
c.	1.5-2.4	_____	_____
d.	2.5-3.4	_____	_____
e.	3.5-4.4	_____	_____
f.	4.5-5.4	_____	_____
g.	5.5-6.9	_____	_____
h.	7.0-8.4	_____	_____
i.	8.5-10.9	_____	_____
j.	11.0-13.9	_____	_____
k.	14.0-19.4	_____	_____
l.	19.5-27.9	_____	_____
m.	23+	_____	_____

GRADE:

pt(i) _____ pt(ii) _____ pt(iii) _____ pt(iv) _____ pt(v) _____
pt(vi) _____ pt(vii) _____ pt(viii) _____ pt(ix) _____ pt(x) _____

	Grade Classes by Gradient (Percent)	Number of Grades (Right- Justified)	Length of Grades in Class (Implied Decimal) (xx.xxx miles)
a.	0.0-0.4	_____	_____
b.	0.5-2.4	_____	_____
c.	2.5-4.4	_____	_____
d.	4.5-6.4	_____	_____
e.	6.5-8.4	_____	_____
f.	8.5-	_____	_____



ROUTE NUMBER: MD 695

STARTING MILE POINT: 1.01

ENDING MILE POINT: 1.20


.19

	Curve Classes by Degree of Curvature	Number of Curves (Right- Justified)	Length of Curves in Class (Implied Decimal) (xx.xxx miles)
a.	0.0-0.4	_____	_____
b.	0.5-1.4	_____	_____
c.	1.5-2.4	_____	_____
d.	2.5-3.4	_____	_____
e.	3.5-4.4	_____	_____
f.	4.5-5.4	_____	_____
g.	5.5-6.9	_____	_____
h.	7.0-8.4	_____	_____
i.	8.5-10.9	_____	_____
j.	11.0-13.9	_____	_____
k.	14.0-19.4	_____	_____
l.	19.5-27.9	_____	_____
m.	23+	_____	_____

GRADE:

pt(i) _____ pt(ii) _____ pt(iii) _____ pt(iv) _____ pt(v) _____
pt(vi) _____ pt(vii) _____ pt(viii) _____ pt(ix) _____ pt(x) _____

	Grade Classes by Gradient (Percent)	Number of Grades (Right- Justified)	Length of Grades in Class (Implied Decimal) (xx.xxx miles)
a.	0.0-0.4	_____	_____
b.	0.5-2.4	_____	_____
c.	2.5-4.4	_____	_____
d.	4.5-6.4	_____	_____
e.	6.5-8.4	_____	_____
f.	8.5-	_____	_____



18

ROUTE NUMBER: MD 695

STARTING MILE POINT: 1.20

ENDING MILE POINT: 1.26


.06

	Curve Classes by Degree of Curvature	Number of Curves (Right- Justified)	Length of Curves in Class (Implied Decimal) (xx.xxx miles)
a.	0.0-0.4	_____	_____
b.	0.5-1.4	_____	_____
c.	1.5-2.4	_____	_____
d.	2.5-3.4	_____	_____
e.	3.5-4.4	_____	_____
f.	4.5-5.4	_____	_____
g.	5.5-6.9	_____	_____
h.	7.0-8.4	_____	_____
i.	8.5-10.9	_____	_____
j.	11.0-13.9	_____	_____
k.	14.0-19.4	_____	_____
l.	19.5-27.9	_____	_____
m.	23+	_____	_____

GRADE:

pt(i) _____ pt(ii) _____ pt(iii) _____ pt(iv) _____ pt(v) _____
 pt(vi) _____ pt(vii) _____ pt(viii) _____ pt(ix) _____ pt(x) _____

	Grade Classes by Gradient (Percent)	Number of Grades (Right- Justified)	Length of Grades in Class (Implied Decimal) (xx.xxx miles)
a.	0.0-0.4	_____	_____
b.	0.5-2.4	_____	_____
c.	2.5-4.4	_____	_____
d.	4.5-6.4	_____	_____
e.	6.5-8.4	_____	_____
f.	8.5-	_____	_____



ROUTE NUMBER: MD 695

STARTING MILE POINT: 1.29

ENDING MILE POINT: 1.40


.11

	Curve Classes by Degree of Curvature	Number of Curves (Right- Justified)	Length of Curves in Class (Implied Decimal) (xx.xxx miles)
a.	0.0-0.4	_____	_____
b.	0.5-1.4	_____	_____
c.	1.5-2.4	_____	_____
d.	2.5-3.4	_____	_____
e.	3.5-4.4	_____	_____
f.	4.5-5.4	_____	_____
g.	5.5-6.9	_____	_____
h.	7.0-8.4	_____	_____
i.	8.5-10.9	_____	_____
j.	11.0-13.9	_____	_____
k.	14.0-19.4	_____	_____
l.	19.5-27.9	_____	_____
m.	23+	_____	_____

GRADE:

pt (i) _____ pt (ii) _____ pt (iii) _____ pt (iv) _____ pt (v) _____
pt (vi) _____ pt (vii) _____ pt (viii) _____ pt (ix) _____ pt (x) _____

	Grade Classes by Gradient (Percent)	Number of Grades (Right- Justified)	Length of Grades in Class (Implied Decimal) (xx.xxx miles)
a.	0.0-0.4	_____	_____
b.	0.5-2.4	_____	_____
c.	2.5-4.4	_____	_____
d.	4.5-6.4	_____	_____
e.	6.5-8.4	_____	_____
f.	8.5-	_____	_____



ROUTE NUMBER: MD 695

STARTING MILE POINT: 1.40


ENDING MILE POINT: 1.48

	Curve Classes by Degree of Curvature	Number of Curves (Right- Justified)	Length of Curves in Class (Implied Decimal) (xx.xxx miles)
a.	0.0-0.4	_____	_____
b.	0.5-1.4	_____	_____
c.	1.5-2.4	_____	_____
d.	2.5-3.4	_____	_____
e.	3.5-4.4	_____	_____
f.	4.5-5.4	_____	_____
g.	5.5-6.9	_____	_____
h.	7.0-8.4	_____	_____
i.	8.5-10.9	_____	_____
j.	11.0-13.9	_____	_____
k.	14.0-19.4	_____	_____
l.	19.5-27.9	_____	_____
m.	23+	_____	_____

GRADE:

pt(i) _____ pt(ii) _____ pt(iii) _____ pt(iv) _____ pt(v) _____
pt(vi) _____ pt(vii) _____ pt(viii) _____ pt(ix) _____ pt(x) _____

	Grade Classes by Gradient (Percent)	Number of Grades (Right- Justified)	Length of Grades in Class (Implied Decimal) (xx.xxx miles)
a.	0.0-0.4	_____	_____
b.	0.5-2.4	_____	_____
c.	2.5-4.4	_____	_____
d.	4.5-6.4	_____	_____
e.	6.5-8.4	_____	_____
f.	8.5-	_____	_____



ROUTE NUMBER: MD 695

STARTING MILE POINT: 1.48

ENDING MILE POINT: 1.64


.16

	Curve Classes by Degree of Curvature	Number of Curves (Right- Justified)	Length of Curves in Class (Implied Decimal) (xx.xxx miles)
a.	0.0-0.4	_____	_____
b.	0.5-1.4	_____	_____
c.	1.5-2.4	_____	_____
d.	2.5-3.4	_____	_____
e.	3.5-4.4	_____	_____
f.	4.5-5.4	_____	_____
g.	5.5-6.9	_____	_____
h.	7.0-8.4	_____	_____
i.	8.5-10.9	_____	_____
j.	11.0-13.9	_____	_____
k.	14.0-19.4	_____	_____
l.	19.5-27.9	_____	_____
m.	23+	_____	_____

GRADE:

pt(i) _____ pt(ii) _____ pt(iii) _____ pt(iv) _____ pt(v) _____
pt(vi) _____ pt(vii) _____ pt(viii) _____ pt(ix) _____ pt(x) _____

	Grade Classes by Gradient (Percent)	Number of Grades (Right- Justified)	Length of Grades in Class (Implied Decimal) (xx.xxx miles)
a.	0.0-0.4	_____	_____
b.	0.5-2.4	_____	_____
c.	2.5-4.4	_____	_____
d.	4.5-6.4	_____	_____
e.	6.5-8.4	_____	_____
f.	8.5-	_____	_____



ROUTE NUMBER: MD 695

STARTING MILE POINT: 1.95

ENDING MILE POINT: 2.13


.18

	Curve Classes by Degree of Curvature	Number of Curves (Right- Justified)	Length of Curves in Class (Implied Decimal) (xx.xxx miles)
a.	0.0-0.4	_____	_____
b.	0.5-1.4	_____	_____
c.	1.5-2.4	_____	_____
d.	2.5-3.4	_____	_____
e.	3.5-4.4	_____	_____
f.	4.5-5.4	_____	_____
g.	5.5-6.9	_____	_____
h.	7.0-8.4	_____	_____
i.	8.5-10.9	_____	_____
j.	11.0-13.9	_____	_____
k.	14.0-19.4	_____	_____
l.	19.5-27.9	_____	_____
m.	23+	_____	_____

GRADE:

pt(i) _____ pt(ii) _____ pt(iii) _____ pt(iv) _____ pt(v) _____
pt(vi) _____ pt(vii) _____ pt(viii) _____ pt(ix) _____ pt(x) _____

	Grade Classes by Gradient (Percent)	Number of Grades (Right- Justified)	Length of Grades in Class (Implied Decimal) (xx.xxx miles)
a.	0.0-0.4	_____	_____
b.	0.5-2.4	_____	_____
c.	2.5-4.4	_____	_____
d.	4.5-6.4	_____	_____
e.	6.5-8.4	_____	_____
f.	8.5-	_____	_____



ROUTE NUMBER: MD 695

STARTING MILE POINT: 2.13

ENDING MILE POINT: 2.17


	Curve Classes by Degree of Curvature	Number of Curves (Right- Justified)	Length of Curves in Class (Implied Decimal) (xx.xxx miles)
a.	0.0-0.4	_____	_____
b.	0.5-1.4	_____	_____
c.	1.5-2.4	_____	_____
d.	2.5-3.4	_____	_____
e.	3.5-4.4	_____	_____
f.	4.5-5.4	_____	_____
g.	5.5-6.9	_____	_____
h.	7.0-8.4	_____	_____
i.	8.5-10.9	_____	_____
j.	11.0-13.9	_____	_____
k.	14.0-19.4	_____	_____
l.	19.5-27.9	_____	_____
m.	23+	_____	_____

.04

GRADE:

pt(i) _____ pt(ii) _____ pt(iii) _____ pt(iv) _____ pt(v) _____
pt(vi) _____ pt(vii) _____ pt(viii) _____ pt(ix) _____ pt(x) _____

	Grade Classes by Gradient (Percent)	Number of Grades (Right- Justified)	Length of Grades in Class (Implied Decimal) (xx.xxx miles)
a.	0.0-0.4	_____	_____
b.	0.5-2.4	_____	_____
c.	2.5-4.4	_____	_____
d.	4.5-6.4	_____	_____
e.	6.5-8.4	_____	_____
f.	8.5-	_____	_____



ROUTE NUMBER: MD 695

STARTING MILE POINT: 2.17

ENDING MILE POINT: 2.49


.32

	Curve Classes by Degree of Curvature	Number of Curves (Right- Justified)	Length of Curves in Class (Implied Decimal) (xx.xxx miles)
a.	0.0-0.4	_____	_____
b.	0.5-1.4	_____	_____
c.	1.5-2.4	_____	_____
d.	2.5-3.4	_____	_____
e.	3.5-4.4	_____	_____
f.	4.5-5.4	_____	_____
g.	5.5-6.9	_____	_____
h.	7.0-8.4	_____	_____
i.	8.5-10.9	_____	_____
j.	11.0-13.9	_____	_____
k.	14.0-19.4	_____	_____
l.	19.5-27.9	_____	_____
m.	23+	_____	_____

GRADE:

pt(i) _____ pt(ii) _____ pt(iii) _____ pt(iv) _____ pt(v) _____
pt(vi) _____ pt(vii) _____ pt(viii) _____ pt(ix) _____ pt(x) _____

	Grade Classes by Gradient (Percent)	Number of Grades (Right- Justified)	Length of Grades in Class (Implied Decimal) (xx.xxx miles)
a.	0.0-0.4	_____	_____
b.	0.5-2.4	_____	_____
c.	2.5-4.4	_____	_____
d.	4.5-6.4	_____	_____
e.	6.5-8.4	_____	_____
f.	8.5-	_____	_____



ROUTE NUMBER: US 50

STARTING MILE POINT: 10.66

ENDING MILE POINT: 10.77


.11

	Curve Classes by Degree of Curvature	Number of Curves (Right- Justified)	Length of Curves in Class (Implied Decimal) (xx.xxx miles)
a.	0.0-0.4	_____	_____
b.	0.5-1.4	_____	_____
c.	1.5-2.4	_____	_____
d.	2.5-3.4	_____	_____
e.	3.5-4.4	_____	_____
f.	4.5-5.4	_____	_____
g.	5.5-6.9	_____	_____
h.	7.0-8.4	_____	_____
i.	8.5-10.9	_____	_____
j.	11.0-13.9	_____	_____
k.	14.0-19.4	_____	_____
l.	19.5-27.9	_____	_____
m.	23+	_____	_____

GRADE:

pt(i) _____ pt(ii) _____ pt(iii) _____ pt(iv) _____ pt(v) _____
pt(vi) _____ pt(vii) _____ pt(viii) _____ pt(ix) _____ pt(x) _____

	Grade Classes by Gradient (Percent)	Number of Grades (Right- Justified)	Length of Grades in Class (Implied Decimal) (xx.xxx miles)
a.	0.0-0.4	_____	_____
b.	0.5-2.4	_____	_____
c.	2.5-4.4	_____	_____
d.	4.5-6.4	_____	_____
e.	6.5-8.4	_____	_____
f.	8.5-	_____	_____



ROUTE NUMBER: US 50

STARTING MILE POINT: 10.77

ENDING MILE POINT: 10.93


.16

	Curve Classes by Degree of Curvature	Number of Curves (Right- Justified)	Length of Curves in Class (Implied Decimal) (xx.xxx miles)
a.	0.0-0.4	_____	_____
b.	0.5-1.4	_____	_____
c.	1.5-2.4	_____	_____
d.	2.5-3.4	_____	_____
e.	3.5-4.4	_____	_____
f.	4.5-5.4	_____	_____
g.	5.5-6.9	_____	_____
h.	7.0-8.4	_____	_____
i.	8.5-10.9	_____	_____
j.	11.0-13.9	_____	_____
k.	14.0-19.4	_____	_____
l.	19.5-27.9	_____	_____
m.	23+	_____	_____

GRADE:

pt(i) _____ pt(ii) _____ pt(iii) _____ pt(iv) _____ pt(v) _____
pt(vi) _____ pt(vii) _____ pt(viii) _____ pt(ix) _____ pt(x) _____

	Grade Classes by Gradient (Percent)	Number of Grades (Right- Justified)	Length of Grades in Class (Implied Decimal) (xx.xxx miles)
a.	0.0-0.4	_____	_____
b.	0.5-2.4	_____	_____
c.	2.5-4.4	_____	_____
d.	4.5-6.4	_____	_____
e.	6.5-8.4	_____	_____
f.	8.5-	_____	_____



ROUTE NUMBER: JS 50

STARTING MILE POINT: 10.93

ENDING MILE POINT: 11.15


.22

	Curve Classes by Degree of Curvature	Number of Curves (Right- Justified)	Length of Curves in Class (Implied Decimal) (xx.xxx miles)
a.	0.0-0.4	_____	_____
b.	0.5-1.4	_____	_____
c.	1.5-2.4	_____	_____
d.	2.5-3.4	_____	_____
e.	3.5-4.4	_____	_____
f.	4.5-5.4	_____	_____
g.	5.5-6.9	_____	_____
h.	7.0-8.4	_____	_____
i.	8.5-10.9	_____	_____
j.	11.0-13.9	_____	_____
k.	14.0-19.4	_____	_____
l.	19.5-27.9	_____	_____
m.	23+	_____	_____

GRADE:

pt(i) _____ pt(ii) _____ pt(iii) _____ pt(iv) _____ pt(v) _____
pt(vi) _____ pt(vii) _____ pt(viii) _____ pt(ix) _____ pt(x) _____

	Grade Classes by Gradient (Percent)	Number of Grades (Right- Justified)	Length of Grades in Class (Implied Decimal) (xx.xxx miles)
a.	0.0-0.4	_____	_____
b.	0.5-2.4	_____	_____
c.	2.5-4.4	_____	_____
d.	4.5-6.4	_____	_____
e.	6.5-8.4	_____	_____
f.	8.5-	_____	_____



2/1
 10
 =

ROUTE NUMBER: US 50

STARTING MILE POINT: 11.15

ENDING MILE POINT: 11.21


.06

	Curve Classes by Degree of Curvature	Number of Curves (Right- Justified)	Length of Curves in Class (Implied Decimal) (xx.xxx miles)
a.	0.0-0.4	_____	_____
b.	0.5-1.4	_____	_____
c.	1.5-2.4	_____	_____
d.	2.5-3.4	_____	_____
e.	3.5-4.4	_____	_____
f.	4.5-5.4	_____	_____
g.	5.5-6.9	_____	_____
h.	7.0-8.4	_____	_____
i.	8.5-10.9	_____	_____
j.	11.0-13.9	_____	_____
k.	14.0-19.4	_____	_____
l.	19.5-27.9	_____	_____
m.	23+	_____	_____

GRADE:

pt(i) _____ pt(ii) _____ pt(iii) _____ pt(iv) _____ pt(v) _____
 pt(vi) _____ pt(vii) _____ pt(viii) _____ pt(ix) _____ pt(x) _____

	Grade Classes by Gradient (Percent)	Number of Grades (Right- Justified)	Length of Grades in Class (Implied Decimal) (xx.xxx miles)
a.	0.0-0.4	_____	_____
b.	0.5-2.4	_____	_____
c.	2.5-4.4	_____	_____
d.	4.5-6.4	_____	_____
e.	6.5-8.4	_____	_____
f.	8.5-	_____	_____



ROUTE NUMBER: US 50

STARTING MILE POINT: 11.21

ENDING MILE POINT: 11.48


.27

	Curve Classes by Degree of Curvature	Number of Curves (Right- Justified)	Length of Curves in Class (Implied Decimal) (xx.xxx miles)
a.	0.0-0.4	_____	_____
b.	0.5-1.4	_____	_____
c.	1.5-2.4	_____	_____
d.	2.5-3.4	_____	_____
e.	3.5-4.4	_____	_____
f.	4.5-5.4	_____	_____
g.	5.5-6.9	_____	_____
h.	7.0-8.4	_____	_____
i.	8.5-10.9	_____	_____
j.	11.0-13.9	_____	_____
k.	14.0-19.4	_____	_____
l.	19.5-27.9	_____	_____
m.	23+	_____	_____

GRADE:

pt(i) _____ pt(ii) _____ pt(iii) _____ pt(iv) _____ pt(v) _____
pt(vi) _____ pt(vii) _____ pt(viii) _____ pt(ix) _____ pt(x) _____

	Grade Classes by Gradient (Percent)	Number of Grades (Right- Justified)	Length of Grades in Class (Implied Decimal) (xx.xxx miles)
a.	0.0-0.4	_____	_____
b.	0.5-2.4	_____	_____
c.	2.5-4.4	_____	_____
d.	4.5-6.4	_____	_____
e.	6.5-8.4	_____	_____
f.	8.5-	_____	_____



ROUTE NUMBER: US 50

STARTING MILE POINT: 11.48

ENDING MILE POINT: 11.75


.27

	Curve Classes by Degree of Curvature	Number of Curves (Right- Justified)	Length of Curves in Class (Implied Decimal) (xx.xxx miles)
a.	0.0-0.4	_____	_____
b.	0.5-1.4	_____	_____
c.	1.5-2.4	_____	_____
d.	2.5-3.4	_____	_____
e.	3.5-4.4	_____	_____
f.	4.5-5.4	_____	_____
g.	5.5-6.9	_____	_____
h.	7.0-8.4	_____	_____
i.	8.5-10.9	_____	_____
j.	11.0-13.9	_____	_____
k.	14.0-19.4	_____	_____
l.	19.5-27.9	_____	_____
m.	23+	_____	_____

GRADE:

pt(i) _____ pt(ii) _____ pt(iii) _____ pt(iv) _____ pt(v) _____
pt(vi) _____ pt(vii) _____ pt(viii) _____ pt(ix) _____ pt(x) _____

	Grade Classes by Gradient (Percent)	Number of Grades (Right- Justified)	Length of Grades in Class (Implied Decimal) (xx.xxx miles)
a.	0.0-0.4	_____	_____
b.	0.5-2.4	_____	_____
c.	2.5-4.4	_____	_____
d.	4.5-6.4	_____	_____
e.	6.5-8.4	_____	_____
f.	8.5-	_____	_____



ROUTE NUMBER: US 50

STARTING MILE POINT: 11.75

ENDING MILE POINT: 11.87


.12

	Curve Classes by Degree of Curvature	Number of Curves (Right- Justified)	Length of Curves in Class (Implied Decimal) (xx.xxx miles)
a.	0.0-0.4	_____	_____
b.	0.5-1.4	_____	_____
c.	1.5-2.4	_____	_____
d.	2.5-3.4	_____	_____
e.	3.5-4.4	_____	_____
f.	4.5-5.4	_____	_____
g.	5.5-6.9	_____	_____
h.	7.0-8.4	_____	_____
i.	8.5-10.9	_____	_____
j.	11.0-13.9	_____	_____
k.	14.0-19.4	_____	_____
l.	19.5-27.9	_____	_____
m.	23+	_____	_____

GRADE:

pt(i) _____ pt(ii) _____ pt(iii) _____ pt(iv) _____ pt(v) _____
pt(vi) _____ pt(vii) _____ pt(viii) _____ pt(ix) _____ pt(x) _____

	Grade Classes by Gradient (Percent)	Number of Grades (Right- Justified)	Length of Grades in Class (Implied Decimal) (xx.xxx miles)
a.	0.0-0.4	_____	_____
b.	0.5-2.4	_____	_____
c.	2.5-4.4	_____	_____
d.	4.5-6.4	_____	_____
e.	6.5-8.4	_____	_____
f.	8.5-	_____	_____



ROUTE NUMBER: US 50

STARTING MILE POINT: 11.87

ENDING MILE POINT: 12.00


.13

	Curve Classes by Degree of Curvature	Number of Curves (Right- Justified)	Length of Curves in Class (Implied Decimal) (xx.xxx miles)
a.	0.0-0.4	_____	_____
b.	0.5-1.4	_____	_____
c.	1.5-2.4	_____	_____
d.	2.5-3.4	_____	_____
e.	3.5-4.4	_____	_____
f.	4.5-5.4	_____	_____
g.	5.5-6.9	_____	_____
h.	7.0-8.4	_____	_____
i.	8.5-10.9	_____	_____
j.	11.0-13.9	_____	_____
k.	14.0-19.4	_____	_____
l.	19.5-27.9	_____	_____
m.	23+	_____	_____

GRADE:

pt(i) _____ pt(ii) _____ pt(iii) _____ pt(iv) _____ pt(v) _____
pt(vi) _____ pt(vii) _____ pt(viii) _____ pt(ix) _____ pt(x) _____

	Grade Classes by Gradient (Percent)	Number of Grades (Right- Justified)	Length of Grades in Class (Implied Decimal) (xx.xxx miles)
a.	0.0-0.4	_____	_____
b.	0.5-2.4	_____	_____
c.	2.5-4.4	_____	_____
d.	4.5-6.4	_____	_____
e.	6.5-8.4	_____	_____
f.	8.5-	_____	_____



ROUTE NUMBER: US 50

STARTING MILE POINT: 12.00

ENDING MILE POINT: 12.14


.14

	Curve Classes by Degree of Curvature	Number of Curves (Right- Justified)	Length of Curves in Class (Implied Decimal) (xx.xxx miles)
a.	0.0-0.4	_____	_____
b.	0.5-1.4	_____	_____
c.	1.5-2.4	_____	_____
d.	2.5-3.4	_____	_____
e.	3.5-4.4	_____	_____
f.	4.5-5.4	_____	_____
g.	5.5-6.9	_____	_____
h.	7.0-8.4	_____	_____
i.	8.5-10.9	_____	_____
j.	11.0-13.9	_____	_____
k.	14.0-19.4	_____	_____
l.	19.5-27.9	_____	_____
m.	23+	_____	_____

GRADE:

pt(i) _____ pt(ii) _____ pt(iii) _____ pt(iv) _____ pt(v) _____
pt(vi) _____ pt(vii) _____ pt(viii) _____ pt(ix) _____ pt(x) _____

	Grade Classes by Gradient (Percent)	Number of Grades (Right- Justified)	Length of Grades in Class (Implied Decimal) (xx.xxx miles)
a.	0.0-0.4	_____	_____
b.	0.5-2.4	_____	_____
c.	2.5-4.4	_____	_____
d.	4.5-6.4	_____	_____
e.	6.5-8.4	_____	_____
f.	8.5-	_____	_____



ROUTE NUMBER: US 50

STARTING MILE POINT: 12.14

ENDING MILE POINT: 12.40


	Curve Classes by Degree of Curvature	Number of Curves (Right- Justified)	Length of Curves in Class (Implied Decimal) (xx.xxx miles)
a.	0.0-0.4	_____	_____
b.	0.5-1.4	_____	_____
c.	1.5-2.4	_____	_____
d.	2.5-3.4	_____	_____
e.	3.5-4.4	_____	_____
f.	4.5-5.4	_____	_____
g.	5.5-6.9	_____	_____
h.	7.0-8.4	_____	_____
i.	8.5-10.9	_____	_____
j.	11.0-13.9	_____	_____
k.	14.0-19.4	_____	_____
l.	19.5-27.9	_____	_____
m.	23+	_____	_____

.26

GRADE:

pt(i) _____ pt(ii) _____ pt(iii) _____ pt(iv) _____ pt(v) _____
pt(vi) _____ pt(vii) _____ pt(viii) _____ pt(ix) _____ pt(x) _____

	Grade Classes by Gradient (Percent)	Number of Grades (Right- Justified)	Length of Grades in Class (Implied Decimal) (xx.xxx miles)
a.	0.0-0.4	_____	_____
b.	0.5-2.4	_____	_____
c.	2.5-4.4	_____	_____
d.	4.5-6.4	_____	_____
e.	6.5-8.4	_____	_____
f.	8.5-	_____	_____



ROUTE NUMBER: US 50

STARTING MILE POINT: 12.51


ENDING MILE POINT: 12.63

	Curve Classes by Degree of Curvature	Number of Curves (Right- Justified)	Length of Curves in Class (Implied Decimal) (xx.xxx miles)
a.	0.0-0.4	_____	_____
b.	0.5-1.4	_____	_____
c.	1.5-2.4	_____	_____
d.	2.5-3.4	_____	_____
e.	3.5-4.4	_____	_____
f.	4.5-5.4	_____	_____
g.	5.5-6.9	_____	_____
h.	7.0-8.4	_____	_____
i.	8.5-10.9	_____	_____
j.	11.0-13.9	_____	_____
k.	14.0-19.4	_____	_____
l.	19.5-27.9	_____	_____
m.	23+	_____	_____

GRADE:

pt(i) _____ pt(ii) _____ pt(iii) _____ pt(iv) _____ pt(v) _____
pt(vi) _____ pt(vii) _____ pt(viii) _____ pt(ix) _____ pt(x) _____

	Grade Classes by Gradient (Percent)	Number of Grades (Right- Justified)	Length of Grades in Class (Implied Decimal) (xx.xxx miles)
a.	0.0-0.4	_____	_____
b.	0.5-2.4	_____	_____
c.	2.5-4.4	_____	_____
d.	4.5-6.4	_____	_____
e.	6.5-8.4	_____	_____
f.	8.5-	_____	_____



ROUTE NUMBER: US 50

STARTING MILE POINT: 12.63

ENDING MILE POINT: 12.71


.08

	Curve Classes by Degree of Curvature	Number of Curves (Right- Justified)	Length of Curves in Class (Implied Decimal) (xx.xxx miles)
a.	0.0-0.4	_____	_____
b.	0.5-1.4	_____	_____
c.	1.5-2.4	_____	_____
d.	2.5-3.4	_____	_____
e.	3.5-4.4	_____	_____
f.	4.5-5.4	_____	_____
g.	5.5-6.9	_____	_____
h.	7.0-8.4	_____	_____
i.	8.5-10.9	_____	_____
j.	11.0-13.9	_____	_____
k.	14.0-19.4	_____	_____
l.	19.5-27.9	_____	_____
m.	23+	_____	_____

GRADE:

pt(i) _____ pt(ii) _____ pt(iii) _____ pt(iv) _____ pt(v) _____
pt(vi) _____ pt(vii) _____ pt(viii) _____ pt(ix) _____ pt(x) _____

	Grade Classes by Gradient (Percent)	Number of Grades (Right- Justified)	Length of Grades in Class (Implied Decimal) (xx.xxx miles)
a.	0.0-0.4	_____	_____
b.	0.5-2.4	_____	_____
c.	2.5-4.4	_____	_____
d.	4.5-6.4	_____	_____
e.	6.5-8.4	_____	_____
f.	8.5-	_____	_____



ROUTE NUMBER: US 50

STARTING MILE POINT: 12.71

ENDING MILE POINT: 13.64


.93

	Curve Classes by Degree of Curvature	Number of Curves (Right- Justified)	Length of Curves in Class (Implied Decimal) (xx.xxx miles)
a.	0.0-0.4	_____	_____
b.	0.5-1.4	_____	_____
c.	1.5-2.4	_____	_____
d.	2.5-3.4	_____	_____
e.	3.5-4.4	_____	_____
f.	4.5-5.4	_____	_____
g.	5.5-6.9	_____	_____
h.	7.0-8.4	_____	_____
i.	8.5-10.9	_____	_____
j.	11.0-13.9	_____	_____
k.	14.0-19.4	_____	_____
l.	19.5-27.9	_____	_____
m.	23+	_____	_____

GRADE:

pt(i) _____ pt(ii) _____ pt(iii) _____ pt(iv) _____ pt(v) _____
pt(vi) _____ pt(vii) _____ pt(viii) _____ pt(ix) _____ pt(x) _____

	Grade Classes by Gradient (Percent)	Number of Grades (Right- Justified)	Length of Grades in Class (Implied Decimal) (xx.xxx miles)
a.	0.0-0.4	_____	_____
b.	0.5-2.4	_____	_____
c.	2.5-4.4	_____	_____
d.	4.5-6.4	_____	_____
e.	6.5-8.4	_____	_____
f.	8.5-	_____	_____



ROUTE NUMBER: US 50

STARTING MILE POINT: 13.64

ENDING MILE POINT: 14.34


	Curve Classes by Degree of Curvature	Number of Curves (Right- Justified)	Length of Curves in Class (Implied Decimal) (xx.xxx miles)
a.	0.0-0.4	_____	_____
b.	0.5-1.4	_____	_____
c.	1.5-2.4	_____	_____
d.	2.5-3.4	_____	_____
e.	3.5-4.4	_____	_____
f.	4.5-5.4	_____	_____
g.	5.5-6.9	_____	_____
h.	7.0-8.4	_____	_____
i.	8.5-10.9	_____	_____
j.	11.0-13.9	_____	_____
k.	14.0-19.4	_____	_____
l.	19.5-27.9	_____	_____
m.	23+	_____	_____

.70

GRADE:

pt(i) _____ pt(ii) _____ pt(iii) _____ pt(iv) _____ pt(v) _____
 pt(vi) _____ pt(vii) _____ pt(viii) _____ pt(ix) _____ pt(x) _____

	Grade Classes by Gradient (Percent)	Number of Grades (Right- Justified)	Length of Grades in Class (Implied Decimal) (xx.xxx miles)
a.	0.0-0.4	_____	_____
b.	0.5-2.4	_____	_____
c.	2.5-4.4	_____	_____
d.	4.5-6.4	_____	_____
e.	6.5-8.4	_____	_____
f.	8.5-	_____	_____




02/27/92

SAMPLES FOR CURVES AND GRADES

PAGE 2

CO	PREFIX	ROUTE	SUFFIX	BEGIN	SECTION LENGTH	END	
2	IS	895	B	02.25	00.07	02.32	✓
2	IS	895	B	02.32	00.08	02.40	✓
2	IS	895	B	02.40	00.10	02.50	✓
2	IS	895	B	02.50	00.10	02.60	✓
2	IS	895	B	02.60	00.06	02.66	✓
2	MD	2	000	16.32	00.41	16.73	✓
2	MD	2	000	16.73	00.10	16.83	✓
2	MD	2	000	17.03	00.21	17.24	✓
2	MD	2	000	17.24	00.08	17.32	✓
2	MD	2	000	17.97	00.02	17.99	✓
2	MD	2	000	17.99	00.47	18.46	✓
2	MD	2	000	18.88	00.05	18.93	✓
2	MD	2	000	18.93	00.71	19.64	✓
2	MD	2	000	25.64	01.30	26.94	✓
2	MD	2	000	26.94	00.24	27.18	✓
2	MD	2	000	27.18	00.21	27.39	✓
2	MD	2	000	29.62	00.05	29.67	✓
2	MD	2	000	29.67	00.14	29.81	✓
2	MD	2	000	29.81	00.69	30.50	✓
2	MD	2	000	32.13	00.13	32.26	✓
2	MD	2	000	32.26	00.24	32.50	✓
2	MD	2	000	32.50	00.68	33.18	✓
2	MD	2	000	33.18	00.22	33.40	✓
2	MD	2	000	33.40	00.11	33.51	✓
2	MD	2	000	33.52	00.05	33.57	✓
2	MD	2	000	33.57	00.31	33.88	✓
2	MD	2	000	33.88	00.10	33.98	✓
2	MD	2	000	33.98	00.13	34.11	✓
2	MD	2	000	34.11	00.27	34.38	✓
2	MD	2	000	34.38	00.18	34.56	✓
2	MD	2	000	34.56	00.20	34.76	✓
2	MD	2	000	34.76	00.18	34.94	✓
2	MD	2	000	34.94	00.11	35.05	✓
2	MD	2	000	35.87	00.38	36.25	✓
2	MD	2	000	39.76	00.17	39.93	✓
2	MD	2	000	39.93	00.50	40.43	✓
2	MD	3	000	04.00	00.18	04.18	✓
2	MD	3	000	04.18	00.26	04.44	✓
2	MD	3	000	04.44	00.29	04.73	✓
2	MD	3	000	04.73	00.38	05.11	✓
2	MD	3	000	05.11	00.25	05.36	✓
2	MD	3	000	05.36	00.36	05.72	✓
2	MD	3	000	05.72	00.65	06.37	✓
2	MD	4	000	00.61	00.62	01.23	✓
2	MD	4	000	03.62	00.41	04.03	✓
2	MD	10	000	03.38	00.16	03.54	✓
2	MD	10	000	03.54	00.84	04.38	✓
2	MD	10	000	04.97	00.38	05.35	✓
2	MD	10	000	05.35	00.28	05.63	✓
2	MD	10	000	05.63	00.28	05.91	✓




02/27/92

SAMPLES FOR CURVES AND GRADES

PAGE 1

CO	PREFIX	ROUTE	SUFFIX	BEGIN	SECTION LENTH	END
ANNE ARUNDEL COUNTY						
2	IS	97	000	06.48	00.60	07.08 ✓
2	IS	97	000	11.19	00.11	11.30 ✓
2	IS	97	000	11.30	00.25	11.55 ✓
2	IS	97	000	11.55	00.17	11.72 ✓
2	IS	97	000	14.43	00.13	14.56 ✓
2	IS	97	000	14.56	00.16	14.72 ✓
2	IS	97	000	15.58	00.23	15.81 ✓
2	IS	195	000	00.00	00.06	00.06 ✓
2	IS	195	000	00.06	00.13	00.19 ✓
2	IS	195	000	00.19	00.09	00.28 ✓
2	IS	195	000	00.28	00.42	00.70 ✓
2	IS	195	000	00.70	00.44	01.14 ✓
2	IS	195	000	01.14	00.07	01.21 ✓
2	IS	195	000	01.21	00.58	01.79 ✓
2	IS	195	000	01.79	00.06	01.85 ✓
2	IS	595	000	00.00	00.17	00.17 ✓
2	IS	595	000	00.17	00.16	00.33 ✓
2	IS	595	000	00.33	00.60	00.93 ✓
2	IS	595	000	00.93	00.07	01.00 ✓
2	IS	595	000	01.00	00.56	01.56 ✓
2	IS	595	000	01.56	00.71	02.27 ✓
2	IS	595	000	02.27	00.12	02.39 ✓
2	IS	595	000	02.39	00.99	03.38 ✓
2	IS	595	000	03.38	01.15	04.53 ✓
2	IS	595	000	04.53	00.10	04.63 ✓
2	IS	595	000	04.63	00.22	04.85 ✓
2	IS	595	000	07.34	00.08	07.42 ✓
2	IS	595	000	07.42	00.38	07.80 ✓
2	IS	595	000	08.97	00.29	09.26 ✓
2	IS	595	000	09.26	00.47	09.73 ✓
2	IS	595	000	09.73	00.37	10.10 ✓
2	IS	595	000	10.10	00.39	10.49 ✓
2	IS	595	000	10.49	00.10	10.59 ✓
2	IS	595	000	10.59	00.07	10.66 ✓
2	IS	695	000	00.14	00.03	00.17 ✓
2	IS	695	000	00.17	00.24	00.41 ✓
2	IS	695	000	00.41	00.12	00.53 ✓
2	IS	695	000	00.53	00.08	00.61 ✓
2	IS	695	000	00.61	00.17	00.78 ✓
2	IS	695	000	00.78	00.22	01.00 ✓
2	IS	695	000	01.00	00.05	01.05 ✓
2	IS	695	000	01.05	00.38	01.43 ✓
2	IS	695	000	01.43	00.20	01.63 ✓
2	IS	695	000	01.63	00.09	01.72 ✓
2	IS	695	000	01.72	00.07	01.79 ✓
2	IS	695	000	01.79	00.28	02.07 ✓
2	IS	695	000	02.07	00.02	02.09 ✓
2	IS	695	000	02.09	00.11	02.20 ✓
2	IS	895	B	02.12	00.13	02.25 ✓




SAMPLES FOR CURVES AND GRADES

02/27/92

PAGE 3

CO	PREFIX	ROUTE	SUFFIX	BEGIN	SECTION LENTH	END
2	MD	10	000	05.91	00.13	06.04 ✓
2	MD	10	000	06.04	00.04	06.08 ✓
2	MD	10	000	06.12	00.17	06.29 ✓
2	MD	10	000	06.29	00.26	06.55 ✓
2	MD	10	000	06.61	00.48	07.09 ✓
2	MD	32	000	00.40	00.28	00.68 ✓
2	MD	32	000	00.68	00.09	00.77 ✓
2	MD	32	000	02.69	00.02	02.71 ✓
2	MD	32	000	02.71	00.17	02.88 ✓
2	MD	70	000	01.24	00.07	01.31 ✓
2	MD	70	000	01.31	00.05	01.36 ✓
2	MD	70	000	01.36	00.05	01.41 ✓
2	MD	100	000	00.15	00.30	00.45 ✓
2	MD	100	000	00.45	00.26	00.71 ✓
2	MD	100	000	01.30	00.84	02.14 ✓
2	MD	100	000	02.14	00.57	02.71 ✓
2	MD	100	000	02.87	00.86	03.73 ✓
2	MD	100	000	03.73	00.38	04.11 ✓
2	MD	100	000	04.11	00.09	04.20 ✓
2	MD	100	000	04.20	00.19	04.39 ✓
2	MD	100	000	04.39	00.18	04.57 ✓
2	MD	170	000	00.65	00.05	00.70 ✓
2	MD	170	000	00.70	00.07	00.77 ✓
2	MD	170	000	00.77	00.67	01.44 ✓
2	MD	170	000	05.27	00.04	05.31 ✓
2	MD	170	000	05.31	00.12	05.43 ✓
2	MD	198	000	02.09	00.31	02.40 ✓
2	MD	198	000	02.40	00.03	02.43 ✓
2	MD	198	000	02.43	00.52	02.95 ✓
2	MD	198	000	02.95	00.70	03.65 ✓
2	MD	198	000	03.65	00.12	03.77 ✓
2	MD	198	000	03.77	00.03	03.80 ✓
2	MD	214	000	08.60	00.90	09.50 ✓
2	MD	214	000	09.50	00.45	09.95 ✓
2	MD	214	000	09.95	00.28	10.23 ✓
2	MD	259	000	00.00	02.68	02.68 ✓
2	MD	295	000	06.51	00.29	06.80 ✓
2	MD	295	000	06.80	02.24	09.04 ✓
2	MD	295	000	11.48	00.21	11.69 ✓
2	MD	295	000	13.74	00.10	13.84 ✓
2	MD	295	000	13.84	00.12	13.96 ✓
2	MD	295	000	13.96	00.09	14.05 ✓
2	MD	295	000	14.12	00.23	14.35 ✓
2	MD	450	000	09.51	00.09	09.60 ✓
2	MD	450	000	09.60	00.12	09.72 ✓



02/27/92

SAMPLES FOR CURVES AND GRADES

PAGE 4

CO	PREFIX	ROUTE	SUFFIX	BEGIN	SECTION LENTH	END
2	MD	450	000	09.72	00.02	09.74 ✓
2	MD	450	000	09.74	00.07	09.81 ✓
2	MD	450	000	10.16	00.14	10.30 ✓
2	MD	450	000	11.12	00.13	11.25 ✓
2	MD	450	000	11.60	00.16	11.76 ✓
2	MD	450	000	13.28	00.16	13.44 ✓
2	MD	450	000	13.44	00.03	13.47 ✓
2	MD	450	000	13.53	00.27	13.80 ✓
2	MD	450	000	13.80	00.19	13.99 ✓
2	MD	450	000	14.47	00.30	14.77 ✓
2	MD	450	000	14.99	00.07	15.06 ✓
2	MD	450	000	15.06	00.47	15.53 ✓
2	MD	450	000	15.53	00.18	15.71 ✓
2	MD	450	000	15.71	00.06	15.77 ✓
2	MD	648	E	03.07	00.08	03.15 ✓
2	MD	648	E	03.15	00.08	03.23 ✓
2	MD	648	E	03.23	00.06	03.29 ✓
2	MD	665	000	00.68	00.15	00.83 ✓
2	MD	665	000	01.06	00.13	01.19 ✓
2	MD	665	000	01.19	00.11	01.30 ✓
2	MD	695	000	00.22	00.22	00.44 ✓
2	MD	695	000	00.44	00.32	00.76 ✓
2	MD	695	000	00.78	00.13	00.91 ✓
2	MD	695	000	00.91	00.04	00.95 ✓
2	MD	695	000	00.95	00.06	01.01 ✓
2	MD	695	000	01.01	00.19	01.20 ✓
2	MD	695	000	01.20	00.06	01.26 ✓
2	MD	695	000	01.29	00.11	01.40 ✓
2	MD	695	000	01.40	00.08	01.48 ✓
2	MD	695	000	01.48	00.16	01.64 ✓
2	MD	695	000	01.95	00.18	02.13 ✓
2	MD	695	000	02.13	00.04	02.17 ✓
2	MD	695	000	02.17	00.32	02.49 ✓
2	US	50	000	10.66	00.11	10.77 ✓
2	US	50	000	10.77	00.16	10.93 ✓
2	US	50	000	10.93	00.22	11.15 ✓
2	US	50	000	11.15	00.06	11.21 ✓
2	US	50	000	11.21	00.27	11.48 ✓
2	US	50	000	11.48	00.27	11.75 ✓
2	US	50	000	11.75	00.12	11.87 ✓
2	US	50	000	11.87	00.13	12.00 ✓
2	US	50	000	12.00	00.14	12.14 ✓
2	US	50	000	12.14	00.26	12.40 ✓
2	US	50	000	12.51	00.12	12.63 ✓
2	US	50	000	12.63	00.08	12.71 ✓
2	US	50	000	12.71	00.93	13.64 ✓
2	US	50	000	13.64	00.70	14.34 ✓

TOTAL NUMBER OF RECORDS: 191

