

SMALL, MINORITY, AND WOMEN-OWNED BUSINESSES INVESTMENT ACCOUNT-VIDEO LOTTERY
TERMINAL (VLT)

ANNUAL FINANCIAL STATUS REPORT
STATE ECONOMIC DEVELOPMENT ARTICLE

SECTION 5 SUBTITLE 15-01

Submitted by:

The Maryland Department of Commerce

As of June 30, 2023

TABLE OF CONTENTS

History & Program Description	3
Fund Manager Activity as of June 30, 2023.....	4
Fund Manager Satisfaction Survey	12
Fund Manager Descriptions.....	15
Fund Manager Disbursements FY23.....	25
Fund Manager Approval Activity.....	27
Fund Manager Settled Activity	33
Industry Sector Since Inception	38

SMALL, MINORITY, AND WOMEN-OWNED BUSINESSES INVESTMENT ACCOUNT- VIDEO LOTTERY TERMINAL (VLT)

History and Program Description

Article XIX of the Maryland Constitution authorizes a percentage of proceeds from video lottery terminals (VLTs) to fund education. This provision was enacted pursuant to Chapter 5, Acts of the 2007 Special Session and ratified by Maryland voters in the November 2008 General Election. As a result, Chapter 4, Acts of the 2007 Special Session also became effective and established the Small, Minority, and Women-Owned Businesses Account (the Account) under the Authority of the Board of Public Works (BPW).¹

State Government Article §9-1A-27 requires that 1.5 percent of the proceeds from VLTs at each video lottery facility be paid into the Account. State Government Article §9-1A-35 requires BPW to make grants to eligible Fund Managers to provide investment capital and loans to small, minority, and women-owned businesses in the State, of which at least 50 percent must be allocated to such businesses in the jurisdictions and communities surrounding a video lottery facility. BPW initially designated the Department of Commerce (Commerce), to manage the Account on their behalf, through a Memorandum of Understanding dated August 22, 2012. However, in May 2017 Governor Hogan approved Chapter 453, Acts of 2017, which transferred authority over the program from BPW to Commerce.

Licenses were awarded to operate VLT casinos in Cecil, Worcester, Anne Arundel, Allegany, and Prince George's Counties as well as Baltimore City. The casinos in Cecil, Worcester, and Anne Arundel Counties began VLT gaming operations on September 27, 2010, January 4, 2011, and June 6, 2012, respectively. VLT gaming operations opened in Allegany County at the Rocky Gap Resort in May of 2013. The Baltimore VLT facility opened in August of 2014. National Harbor in Prince George's County opened in December of 2016. The Account began receiving funds during fiscal year 2011 when the first VLT facility began gaming operations.

Awards are as follows:

Fund Manager	Sec. Item 15 (4/17/13)	Sec. Item 9 (6/18/14)	Sec. Item 10 (06/18/14)	Sec. Item 4 (6/23/15)	Sec. Item 7 & 8 (6/22/16)	General Services (12/2/20)	General Services (3/24/21)	General Services Relief Funding (04/21/21)	General Services (05/11/22)	General Service (03/15/23)	General Services (06/07/23)	Total Award
\$ Amounts MILLIONS												
Anne Arundel Economic Development	\$3.36	\$2.00		\$1.85	\$4.00	\$1.50	\$0.82	\$1.25	\$1.00	\$0.45	\$0.00	\$16.23
Baltimore County Economic Dev.			\$1.50	\$1.60	\$3.00	\$0.75	\$0.60	\$1.25	\$1.25	\$0.45	\$0.00	\$10.40
Baltimore Development Corporation			\$1.00	\$1.75	\$3.00	\$0.75	\$0.50	\$1.25	\$1.25	\$0.45	\$0.00	\$9.95
FSC First					\$2.00	\$3.00	\$0.72	\$1.25	\$3.00	\$0.45	\$1.85	\$12.27
Howard County Economic Development			\$1.50	\$1.75	\$3.00	\$1.00	\$0.82	\$1.25	\$1.50	\$0.45	\$1.00	\$12.27
Maryland Capital Enterprises	\$1.00			\$1.00	\$2.68	\$1.50	\$0.95	\$1.25	\$3.00	\$0.45	\$3.00	\$14.83
Meridian Management Group	\$3.50	\$2.00		\$2.15	\$4.00	\$1.50	\$0.82	\$1.25	\$1.50	\$0.45	\$2.00	\$19.17
Tri County Council of Western MD			\$1.10	\$1.00	\$2.50	\$1.00	\$0.75	\$1.25	\$1.50	\$0.45	\$1.85	\$11.40
Montgomery County Economic Dev.									\$1.50	\$0.40	\$0.80	\$2.70
Total Awarded	\$7.86	\$4.00	\$5.10	\$11.10	\$24.18	\$11.00	\$6.0	\$10.00	\$15.50	\$4.00	\$10.50	\$109.22

¹ See also State Government Article §9-1A-35

<p align="center">SMALL, MINORITY, AND WOMEN-OWNED BUSINESSES INVESTMENT ACCOUNT- VIDEO LOTTERY TERMINAL (VLT)</p>

A summary of Account activity through June 30, 2023, is presented below. Revenues into the Account were \$25,349,107 from casino funds, with disbursements from the Account to Fund Managers of \$10,048,022. The remaining encumbrance of \$14,652,822 represents prior and new Fund Manager encumbrances. The available balance as of June 30, 2023, was \$37,858,720. There is a new appropriation of \$20.7 million in fiscal year 2024.

Starting FY 2023 Balance	38,210,457.12	
Total Receipts(Transfer-In + Revenues)	25,349,107.39	
 FY 2023 Funds Transferred out	 1,000,000.00	Transferred to NIMBL
FY 2023 Disbursements	10,048,022.06	
 Ending FY 2023 Balance	 <u>52,511,542.45</u>	
 Less Encumbrances as of 6/30/2023	 <u>14,652,822.01</u>	
 Available Funds FY24	 <u><u>37,858,720.44</u></u>	

FUND MANAGER ACTIVITY

Since inception of the Fund to June 30, 2023, 1,205 transactions have been approved for \$131.8 million, projected to create 5,568 new jobs and retain 8,385 leveraging \$246.6 million in private sector capital. A total of 1,067 transactions have settled for \$108.9 million and are expected to create 4,535 jobs and retain 7,172 leveraging \$224.3 million in private sector capital.

<p align="center">SMALL, MINORITY, AND WOMEN-OWNED BUSINESSES INVESTMENT ACCOUNT- VIDEO LOTTERY TERMINAL (VLT)</p>

Fund Manager	# Approved Since Inception	Amount Approved	Private Sector Dollars Leveraged	New Jobs	At Risk/Retained Jobs
Anne Arundel County Economic Development	205	\$23,149,845	\$52,856,615	1059	1417
Baltimore County Economic Development	66	\$10,605,800	\$41,802,000	413	669
Baltimore Development Corporation	85	\$9,611,500	\$34,515,675	522	1073
FSC First	59	\$7,866,972	\$39,872,585	602	382
Howard County Economic Development	104	\$18,896,351	\$41,106,758	934	1340
Maryland Capital Enterprise	335	\$17,718,130	\$0	547	972
Meridian Management Group	263	\$34,896,898	\$16,576,064	1208	2121
Montgomery County Economic Development Corporati	25	\$663,646	\$543,655	26	107
Tri County Council of Western MD	63	\$8,421,752	\$19,360,138	257	304
Since Inception	1205	\$131,830,894	\$246,633,490	5,568	8,385

Fund Manager	# Settled Since Inception	Amount Settled	Private Sector Dollars Leveraged	New Jobs	At Risk/Retained Jobs
Anne Arundel County Economic Development	182	\$18,973,402	\$46,041,903	859	1322
Baltimore County Economic Development	60	\$8,935,800	\$38,719,000	406	654
Baltimore Development Corporation	83	\$9,545,000	\$33,625,675	519	1075
FSC First	48	\$6,046,822	\$36,016,528	511	339
Howard County Economic Development	91	\$15,371,351	\$40,252,755	827	871
Maryland Capital Enterprise	315	\$16,136,130	\$0	443	932
Meridian Management Group	206	\$25,632,732	\$13,248,858	749	1629
Montgomery County Economic Development Corporati	23	\$578,646	\$543,655	26	99
Tri County Council of Western MD	59	\$7,692,152	\$15,894,138	195	251
Since Inception	1067	\$108,912,035	\$224,342,512	4,535	7,172

Accounts with delinquencies greater than 90 days or in collections as of June 30, 2023, were \$954,279. Total charge off accounts reported since inception were \$5,286,299 or 5% of the total settled portfolio. Considering these are higher risk transactions this is an excellent charge off rate and indicates that the portfolio could tolerate more risk to ensure access to capital for small, minority, and women-owned businesses. The Department is working with the Fund Managers to develop more flexible underwriting strategies to socially and economically disadvantaged businesses.

**SMALL, MINORITY, AND WOMEN-OWNED BUSINESSES INVESTMENT ACCOUNT-
VIDEO LOTTERY TERMINAL (VLT)**

Fund Manager	> 90 Days Delinquent/Collections	Charge Off
Anne Arundel Economic Development	1	6
	\$92,934	\$537,803
Baltimore Development Corporation	0	3
	\$0.00	\$252,165
Baltimore County Economic Development	1	\$1
	\$12,000.00	\$250,000
Howard County Economic Development	2	8
	\$461,011	\$1,240,460
Maryland Capital Enterprise	1	31
	\$50,953	\$789,117
Meridian Management Group	5	19
	\$284,045	\$2,199,210
Tri County Council of Western MD	1	2
	\$7,230	\$267,544
FSC First	1	0
	\$58,106.00	\$0
	11	69
Total	\$954,278.81	\$5,286,299

Fund Managers' income and expenses since inception was \$12.7 million with reported expenses of \$11.8 million. Fund Managers each received \$444,444.44 that can be used to offset expenses incurred and lost income during the pandemic. Funds can also be used for loans. To date, Fund Managers have requested a total of \$347,923. Fund Manager operating expenses are covered by interest earned on loans, origination, and application fees. Total principal repayments were \$72 million, which is used to make additional loans and to support lines of credit.

Fund Manager Income & Expenses Since Inception	Income	Expenses	Variance	Reimbursed Includes 8%	Principal Repayments
Anne Arundel Economic Development	\$2,178,963	\$1,403,899	\$775,064	\$556,296	\$9,369,130
Baltimore County Economic Development	\$805,409	\$856,221	(\$50,812)	\$34,518	\$3,382,108
Baltimore Development Corporation	\$811,190	\$554,400	\$256,790	\$80,000	\$5,667,649
FSC First	\$786,975	\$905,980	(\$119,005)	\$37,136	\$1,462,226
Howard County Economic Development	\$1,705,865	\$1,986,896	(\$281,031)	\$206,948	\$9,315,270
Maryland Capital Enterprise	\$1,902,923	\$693,879	\$1,209,044	\$80,000	\$6,581,513
Meridian Management Group	\$3,440,626	\$4,493,351	(\$1,052,725)	\$542,296	\$32,700,355
Montgomery County Economic Development Corp.	\$0	\$76,472		\$76,472	\$101,012
Tri County Council of Western MD	\$1,144,839	\$878,507	\$266,332	\$113,144	\$3,518,788
Total	\$12,776,789	\$11,849,604	\$1,003,657	\$1,726,810	\$72,098,051

Bank Accounts: Fund Managers are required to have a State interest bearing checking account to manage VLT fund activity. The eight State VLT checking accounts below had \$16 million on June 30, 2023 to be used for VLT loans and support lines of credit. Additionally, there is a total of

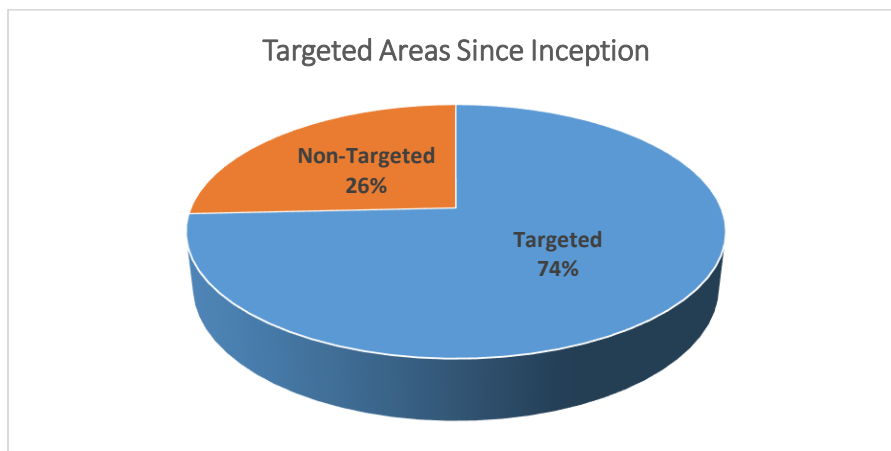
**SMALL, MINORITY, AND WOMEN-OWNED BUSINESSES INVESTMENT ACCOUNT-
VIDEO LOTTERY TERMINAL (VLT)**

\$35.1 million available to draw at the Department. The Department continues to work to attract additional Fund Managers to assist with the deployment of funds.

Fund Manager	Balance as of
Anne Arundel Economic Development	\$2,864,613.75
Baltimore County Economic Development	\$51,812.63
Baltimore Development Corporation	\$2,977,623.70
FSC First	\$2,337,017.45
Howard County Economic Development	\$2,196,125.00
Maryland Capital Enterprise	\$409,551.45
Meridian Management Group	\$3,870,845.00
Tri County Council of Western MD	\$1,357,991.85
Total Funds in State Checking Accounts	\$16,065,580.83

TARGETED AREAS

More than 50% of funds were deployed to targeted areas as required by statute since inception of the program.

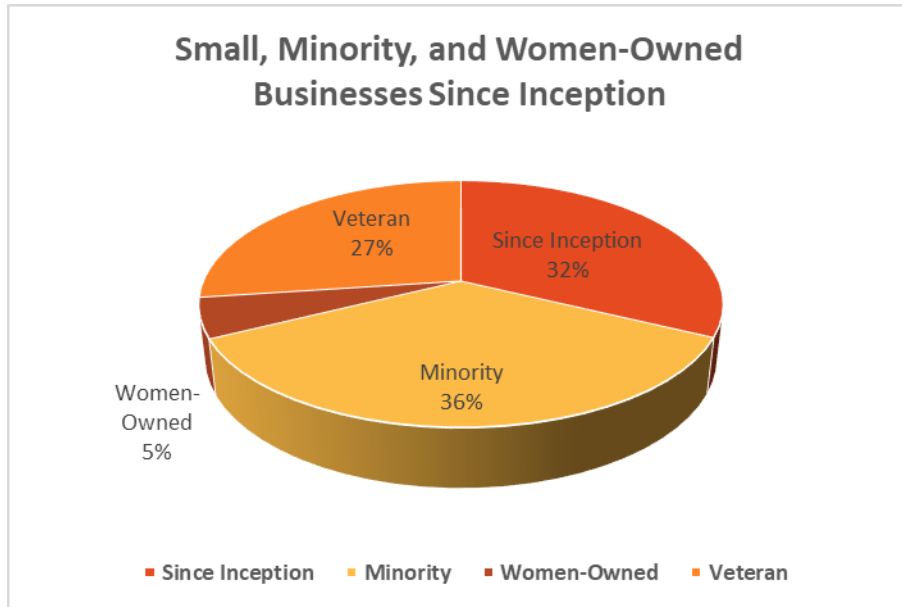


SMALL, MINORITY, WOMEN, AND VETERAN OWNED

Since its inception, \$108.9 million was deployed to small, minority, and women-owned businesses broken down as follows: \$35 million to minority owned businesses, \$38.6 million to women-owned businesses, \$5.6 million to veteran owned businesses, and \$29.5 million to non-minority small businesses².

² Minority status is self-reported by the borrower. Multiple categories of minority status are not captured.

**SMALL, MINORITY, AND WOMEN-OWNED BUSINESSES INVESTMENT ACCOUNT-
VIDEO LOTTERY TERMINAL (VLT)**



For Fiscal Year 2023, 178 transactions have been approved for \$23.8 million, projected to create 947 jobs and retain 1,191 jobs, leveraging \$21.8 million of private sector capital. A total of 152 transactions have settled for \$18.9 million, expected to create 704 jobs and retain 866 jobs, leveraging \$20.6 million in private sector capital.

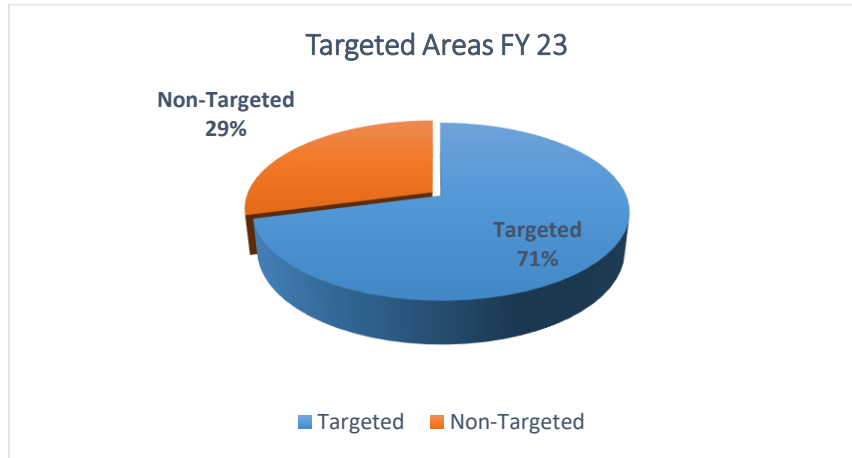
Fund Manager	# Approved FY 23	Amount Approved	Private Sector Dollars Leveraged	New Jobs	At Risk/Retained Jobs
Anne Arundel Economic Development	21	\$3,008,250	\$2,252,197	139	86
Baltimore County Economic Development	3	\$600,000	\$0	7	28
Baltimore Development Corporation	0	\$0	\$0	0	0
FSC First	14	\$3,016,472	\$5,360,436	299	189
Howard County Economic Development	14	\$2,957,951	\$7,783,500	74	329
Maryland Capital Enterprise	58	\$5,455,500	\$0	143	131
Meridian Management Group	41	\$7,844,266	\$5,202,250	254	315
Montgomery County Economic Development Corp.	25	\$663,646	\$543,655	26	107
Tri County Council of Western MD	2	\$324,000	\$685,126	5	6
FY 23 Total	178	\$23,870,085	\$21,827,164	947	1191

Fund Manager	# Settled FY 23	Amount Settled	Private Sector Dollars Leveraged	New Jobs	At Risk/Retained Jobs
Anne Arundel Economic Development	17	\$2,143,250	\$4,640,019	92	72
Baltimore County Economic Development	6	\$1,500,000	\$2,103,000	35	89
Baltimore Development Corporation	0	\$0	\$0	0	0
FSC First	12	\$2,470,822	\$5,063,086	287	172
Howard County Economic Development	12	\$1,497,951	\$3,864,500	39	40
Maryland Capital Enterprise	46	\$4,443,500	\$0	83	137
Meridian Management Group	32	\$5,649,866	\$3,342,250	126	251
Montgomery County Economic Development Corp.	23	\$578,646	\$543,655	26	99
Tri County Council of Western MD	4	\$714,500	\$1,045,726	16	6
FY 23 Total	152	\$18,998,535	\$20,602,236	704	866

SMALL, MINORITY, AND WOMEN-OWNED BUSINESSES INVESTMENT ACCOUNT-
VIDEO LOTTERY TERMINAL (VLT)

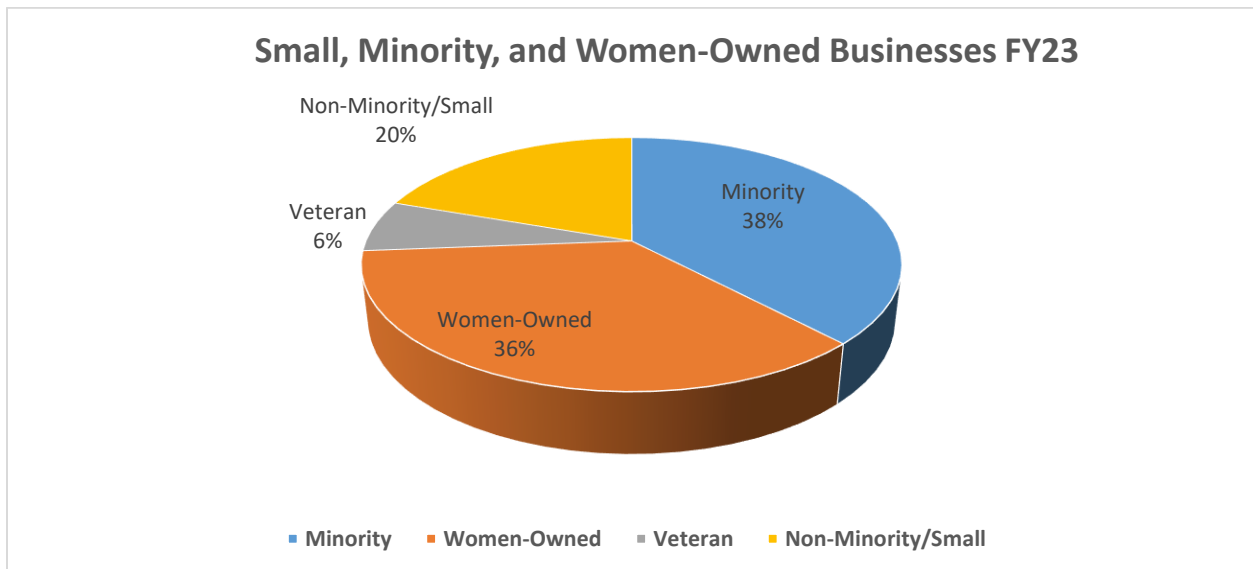
TARGETED AREAS

More than 50% of funds were deployed to targeted areas as required by statute in the fiscal year.



SMALL, MINORITY, WOMEN, AND VETERAN OWNED

For Fiscal Year 2022, \$18.9 million was deployed to small, minority, and women-owned businesses broken down as follows: \$7.2 million to minority owned businesses, \$6.8 million to women-owned businesses, \$1.2 million to veteran owned businesses, and \$3.7 million to small non-minority businesses.



Fund Manager Outreach

The Fund Managers have very robust outreach activities that include promotions across multiple social media platforms, including blog posts and podcasts. Additionally, they have strong relationships with their local Chambers of Commerce and financial institutions. One Fund Manager recently hired a minority owned business to design marketing materials for the program paired with broadcast and online media outlets. Referrals are another source of outreach. Fund Managers also participate in and sponsor workshops and seminars in partnership with local, state, and federal agencies. The SMWOBA program and Fund Managers have an excellent reputation in the small business community. Commerce tracks SMWOBA and Fund Manager success by conducting an annual survey. SMWOBA is used as an example of how to provide access to capital to small, minority and women-owned businesses. Commerce assists in marketing SMWOBA through its website and other social media platforms. To assist with outreach Commerce regional business development representatives now have outreach goals related to the program. Commerce also developed its own brochure that highlights each Fund Managers' program, terms, and conditions. Commerce has regular quarterly meetings with the Fund Managers to discuss lending, outreach, and operational issues.

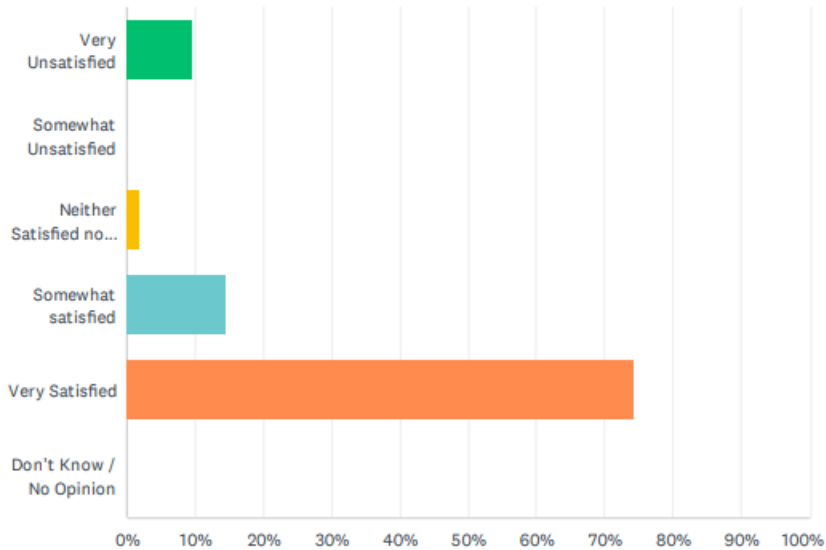
FUND MANAGER CUSTOMER SATISFACTION SURVEY

Commerce developed a customer satisfaction survey this year. The survey consisted of fourteen questions and was distributed via email using *Survey Monkey*. Recipients selected were from the Salesforce VLT Partner Portal. Sixty-two companies responded to the survey. Below are some key results. Of particular interest, 29% indicated a previous lender declined them and 80% stated the loan or investment provided had been helpful for growing their business. Another positive indicator noted is that 80% are likely to hire new employees in the next year. Overall, 87% indicated that they were satisfied with the service they received from the Fund Manager.

SMALL, MINORITY, AND WOMEN-OWNED BUSINESSES INVESTMENT ACCOUNT-
VIDEO LOTTERY TERMINAL (VLT)

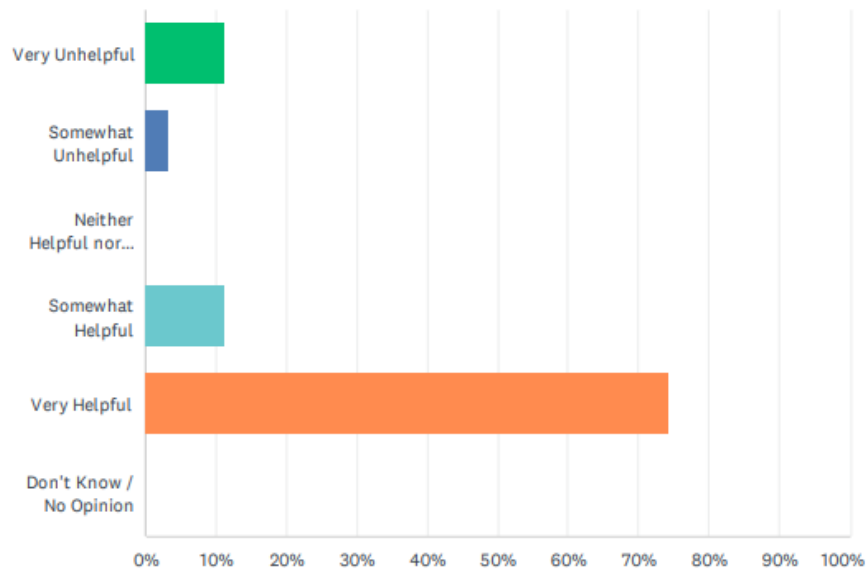
Q9 How satisfied were you with the terms (interest rate, repayment etc.) of your loan or investment?

Answered: 62 Skipped: 0



Q10 Has the loan or investment been helpful for growing your business?

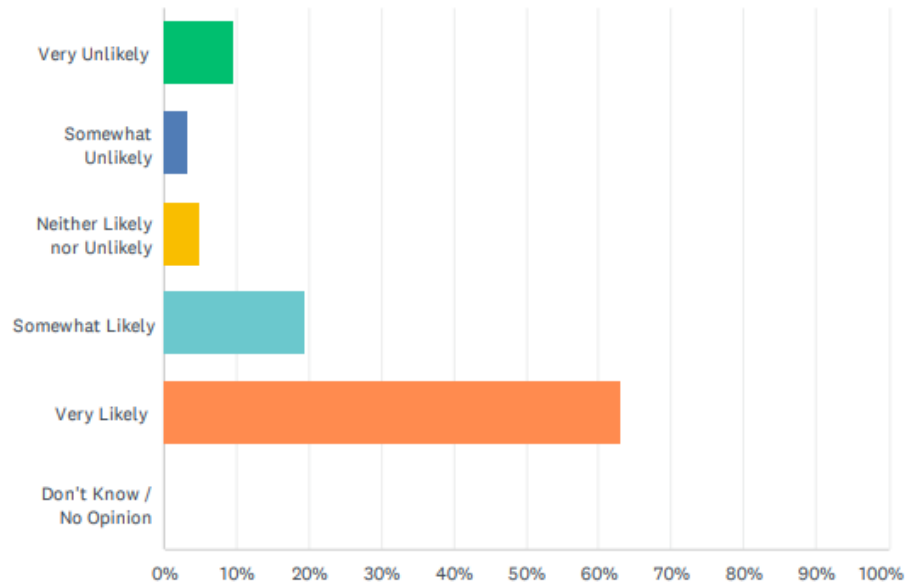
Answered: 62 Skipped: 0



SMALL, MINORITY, AND WOMEN-OWNED BUSINESSES INVESTMENT ACCOUNT-
VIDEO LOTTERY TERMINAL (VLT)

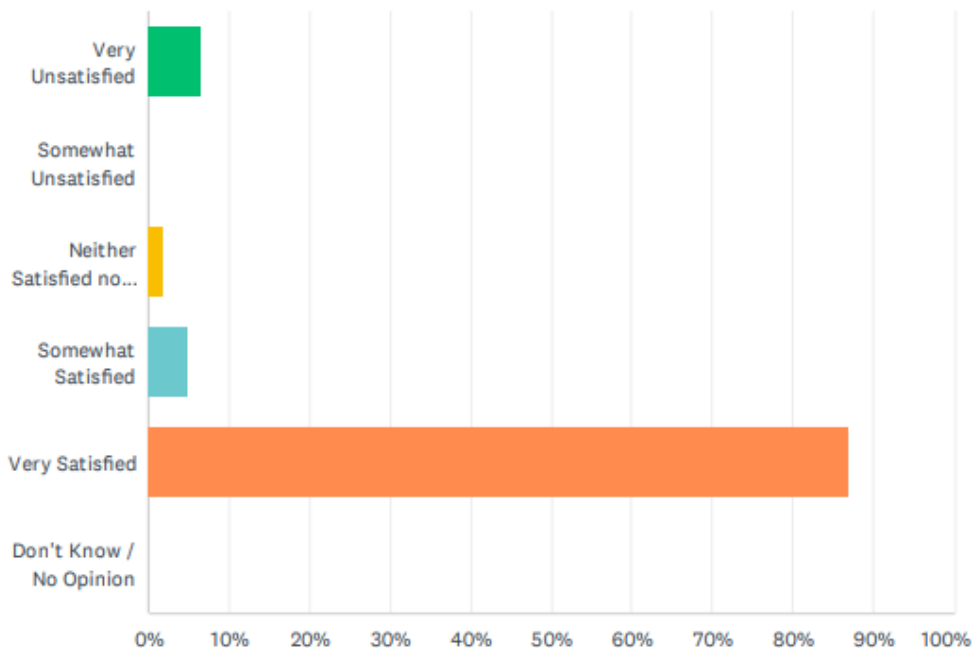
Q11 How likely are you to hire new employees in the next year?

Answered: 62 Skipped: 0



Q12 Overall, how satisfied were you with the service you received from your Fund Manager?

Answered: 62 Skipped: 0



Commerce has collected and reviewed the Fund Managers' activity from July 1, 2022, through June 30, 2023. Below is a description of each Fund Manager's fund along with a listing of the Account transactions and disbursement activity.

FUND MANAGER DESCRIPTIONS

Anne Arundel County Economic Development Corporation VOLT (AAEDC)

The mission of the AAEDC is to support business and serve as a catalyst for business growth in Anne Arundel County thereby increasing job opportunities, expanding the tax base, and improving quality of life.

By providing investment and technical assistance and fostering community revitalization initiatives, the AAEDC plays a vital role in enhancing commercial districts, improving county infrastructure, increasing agriculture-based business and promoting high-value business sectors such as technology and national security.

<p>SMALL, MINORITY, AND WOMEN-OWNED BUSINESSES INVESTMENT ACCOUNT- VIDEO LOTTERY TERMINAL (VLT)</p>

To accomplish its mission, AAEDC:

- Recruits new businesses to locate in Anne Arundel County and assists in the expansion of existing businesses
- Anticipates and addresses workforce development needs of the county's business community
- Promotes Anne Arundel County as a premier location for business
- Provides advocacy for Anne Arundel County businesses undergoing the regulatory and approval process
- Provides financing assistance to county businesses
- Incentivizes redevelopment and revitalization along older commercial corridors
- Promotes technology development and attracts start-up ventures through Anne Arundel County's technology incubator, the Chesapeake Innovation Center
- Promotes agriculture development and expands markets for agri-business

MMG Maryland Casino Business Investment Fund (MCBIF)

MMG's primary mission has always been to serve the underserved and strengthen Maryland's economic base through the growth and development of small, minority and woman-owned businesses. MMG has accomplished this by providing access to capital to businesses that could not obtain funding from traditional sources such as banks, credit unions, venture capital and private equity funds.

The purpose of MCBIF or the Fund is to provide access to capital for small businesses, minority owned businesses, women owned businesses and veteran owned businesses (targeted businesses) in Maryland. MCBIF has a geographic mandate to focus on businesses in targeted areas, which are in the designated radius (by zip code or county) of casino facilities. However, businesses located in the non-targeted areas are also eligible for assistance. MCBIF provides affordable and flexible financing to assist in the acquisition of businesses, equipment, owner-occupied commercial real estate, vehicles, furniture/fixtures, and leasehold improvements. It also provides working capital assistance for maintaining and improving business cash flow; marketing; adding personnel; inventory expansion; and obtaining professional consulting assistance. In addition, it refinances existing debt under certain circumstances.

Maryland Capital Enterprises (MCE)

MCE VLT Fund

MCE loans funds to micro and small businesses on the Eastern Shore of Maryland (Worcester, Wicomico, Somerset, Dorchester, Talbot, Queen Anne's, Kent, and Caroline Counties) and in Baltimore City, Baltimore, and Anne Arundel Counties. Loans can range from \$500 to \$150,000 for up to 10 years with an interest rate ranging from 5-12%. In order to be eligible for financial

services provided by MCE, a potential borrower must agree to the following in addition to the qualification above: financial business counseling before and after loan closing, periodic site visits, periodic credit checks as MCE deems necessary, legally organized as a for-profit entity, create and/or retain full time and/or part time employment to low to moderate income residents in the aforementioned areas, demonstrate ability to repay the loan with documentable income, and has been turned down by a traditional lender prior to the application. MCE has received \$4,141,000 to date of VLT funding.

Baltimore Development Corporation (BDC)

The Baltimore Development Corporation (BDC) is a non-profit organization, which serves as the economic development agency for the City of Baltimore. Our mission is to retain and expand existing businesses, support cultural resources, and attract new opportunities that spur economic growth and help create jobs. BDC serves as a one-stop shop for anyone interested in opening, relocating, or expanding a business in the City of Baltimore.

Baltimore County Department of Economic and Workforce Development (DEWD)

The mission of DEWD is to support businesses and to stimulate business growth in Baltimore County thereby increasing job opportunities and expanding the tax base.

To accomplish its mission, DEWD:

- Works directly with new businesses that are interested in locating in Baltimore County and assists in the expansion of existing businesses
- Acts as a business liaison
- Focuses on redevelopment opportunities in the seventeen Commercial Revitalization Districts and the three designated Enterprise Zones
- Addresses workforce development needs of the County's business community
- Supports and promotes the County's Small Business Resource Center. The Center provides services to small, minority and woman-owned businesses including technical assistance, seminars, and one-on-one counseling
- Provides financing assistance to county businesses
- Promotes technology development and assists start-up ventures at the UMBC and Towson University incubators

Howard County Economic Development Authority ("HCEDA")

The mission of the Howard County Economic Development Authority is to promote economic growth and stability in Howard County by supporting existing businesses, attracting targeted new businesses, and attracting corporate and/or regional headquarters; to serve as the liaison between public and private economic development and planning organizations; and to recommend policies to County government that support the achievement of planned economic goals.

Catalyst Fund is a statewide loan program available to small businesses anywhere in Maryland for loans from \$25,000 to \$250,000. Loan proceeds may be used for normal business uses such as working capital, tenant improvements, equipment purchases, real estate purchases, franchise fees and inventory purchases.

Tri-County Council for Western Maryland, Inc. (TCCWMD) SLoT Fund

TCCWMD is the regional, economic development-planning agency for the three counties in Western Maryland. Through its Comprehensive Economic Development Strategy (CEDS) planning process, TCCWMD annually conducts an analysis of economic problems and opportunities that address the region's economy, population, unemployment, geography, workforce, transportation, education, telecommunications, health care, and infrastructure.

TCCWMD's work program goals, as related to its lending programs, include:

- Increase job opportunities and per capita income in the region to reach parity with the nation,
- Strengthen the capacity of the people in the region to compete in the global economy,
- Work directly with new and expanding businesses to provide referrals for technical assistance and access to capital to create and/or retain jobs
- Work closely with the Small Business Development Center to provide technical assistance to RLF clients
- Coordinate efforts with local banks and economic developers to ensure that companies that start-up or expand in the region are aware of the programs and assistance available
- Expand the TCCWMD Revolving Loan Fund's capacity through a diverse set of funding sources to achieve a variety of flexible funding tools

Traditionally, private financing for new business start-ups has been difficult for prospective businesses to obtain in the region. Flexibility is required to meet the diverse needs of target industries at different stages of growth and development. Local banks, which provide conventional financing, are often unable or unwilling to respond to the needs of new business start-ups, businesses wishing to expand, or those which must modernize existing buildings, equipment, or technology when there is not sufficient collateral to support the added debt.

On November 7, 2014, the Membership of the Tri-County Council amended its by-laws to establish a standing committee for the purpose of oversight of the VLT program. Shortly thereafter, a five-member committee was formed to perform oversight duties, review loan requests, and report to the Council's membership. The committee consists of two public sector representatives and three private sector representatives, all with wide knowledge of business practices, lending experience, and financial acumen.

Prince George's Financial Services Corporation (FSC First)

As stated in its mission, FSC First is a flexible, risk-tolerant alternative lender providing innovative and creative financing solutions and loan administration services that benefit small and emerging businesses. As a certified Community Development Financial Institution (CDFI), and U.S. Small Business Administration Certified Development Corporation (CDC) and Community Advantage Lender they operate a Revolving Loan Fund (RLF) to provide direct loans and credit enhancements between \$50,000 - \$250,000, microloans between \$5,000 - \$50,000; and they fund commercial real estate, machinery and equipment loans up to \$5.5 million with the SBA 504 and the County's Economic Development Incentive (EDI) Fund programs. Our Target Market is Prince George's County, and we have expanded into Montgomery, Howard, Charles, and Calvert Counties, Maryland with our primary market being Prince George's County.

FSC First has more than 30 years of experience, lending directly to small businesses, minority owned businesses, and woman-owned businesses, primarily in Prince George's County, Maryland. However, as a CDFI and CDC, we are authorized to make loans throughout the state of Maryland.

Small Business Flex Fund

The FSC First existing programs offer diverse financial products and complimentary development services to support the operations of small and minority businesses in our Target Markets. These programs and services are complimentary to the established goals of the Maryland Video Lottery Terminal Grant Funds awarded to our organization for \$2,000,000.

The Small Business Flex Fund provides flexible funding solutions for small, minority, veteran, and woman-owned businesses. The objective of the program is to provide these businesses with direct access to funds that support the start-up and growth of successful enterprises. The program focus includes, but is not limited to, cybersecurity, energy, life sciences, healthcare, information technology, manufacturing, franchises, and rural area activities. Eligible loan use includes start-up costs, working capital, business acquisitions, franchise financing, machinery, equipment, inventory, commercial real estate acquisition, modernization, and construction. Loan amounts are flexible but are typically between \$25,000 and \$250,000. Terms are flexible but generally do not exceed 10 years. Collateral includes business and personal assets. Personal guarantees are required. Preference for loan in geographical proximity to Maryland casinos.

Montgomery County Economic Development Corporation

Accelerating Community Excellence (ACE) Loan Program

The Montgomery County Economic Development Corporation's (MCEDC) Accelerating Community Excellence (ACE) Loan Program assists eligible small businesses in underserved communities. MCEDC was selected as a Fund Manager to lead the ACE Loan Program by the

SMALL, MINORITY, AND WOMEN-OWNED BUSINESSES INVESTMENT ACCOUNT- VIDEO LOTTERY TERMINAL (VLT)

Maryland Small, Minority, and Women-Owned Business Program, also known as the Video Lottery Terminal (VLT) Program.

The ACE loan program is part of the state Dept. of Commerce's VLT loan program, created to assist minority and women owned small businesses with a percentage of the proceeds from video lottery terminals from the state's six casinos. At least 50% of the VLT program funds must be deployed to eligible small businesses located within a certain targeted radius surrounding the state's six casinos. Since there are no Montgomery County casinos in Maryland, the MCEDC-managed ACE program will target the remaining 50% of its funding to eligible Montgomery County small businesses.

FUND MANAGER APPROVAL ACTIVITY FY23

	Account: Account Name	Account County	Approved Transaction Amount	New Jobs	At Risk Jobs	Private Sector Funds Leveraged	MBE Status	Fund Manager
1	AGZ Partnership, LLC	Anne Arundel	\$350,000	10	0	\$140,095	Women Owned	Anne Arundel Economic Development Corporation
2	Blush Hair Salon, LLC	Anne Arundel	\$150,000	15	7	\$87,349	Women Owned	Anne Arundel Economic Development Corporation
3	BluZone, LLC	Anne Arundel	\$100,000	3	3	\$250,000	Minority Owned	Anne Arundel Economic Development Corporation
4	Cakery Cafe, Inc.	Prince George's	\$100,000	4	1	\$50,000	Veteran Owned	Anne Arundel Economic Development Corporation
5	Crave Culinary Group, LLC	Anne Arundel	\$100,000	4	1	\$112,000	Women Owned	Anne Arundel Economic Development Corporation
6	Foreman Pro Cleaning, LLC	Anne Arundel	\$100,000	7	35	\$0	Non-Minority Owned	Anne Arundel Economic Development Corporation
7	Jammin' Flava, LLC	Anne Arundel	\$100,000	0	3	\$10,000	Minority Owned	Anne Arundel Economic Development Corporation

SMALL, MINORITY, AND WOMEN-OWNED BUSINESSES INVESTMENT ACCOUNT-VIDEO LOTTERY TERMINAL (VLT)

8	Jammin' Together, LLC	Anne Arundel	\$62,250	3	1	\$42,750	Veteran Owned	Anne Arundel Economic Development Corporation
9	Kozy Beans Coffee, LLC	Anne Arundel	\$100,000	6	0	\$155,000	Women Owned	Anne Arundel Economic Development Corporation
10	Masella Holding, LLC	Anne Arundel	\$275,000	18	2	\$169,543	Minority Owned	Anne Arundel Economic Development Corporation
11	Murphy Holdings, LLC DBA Wryd	Anne Arundel	\$100,000	3	0	\$132,000	Women Owned	Anne Arundel Economic Development Corporation
12	Murthy Facial Plastic Surgery, LLC	Anne Arundel	\$126,000	1	0	\$14,000	Minority Owned	Anne Arundel Economic Development Corporation
13	Oscar's, LLC	Anne Arundel	\$25,000	8	0	\$50,000	Minority Owned	Anne Arundel Economic Development Corporation
14	Save the Day Escape Rooms, LLC	Queen Anne's	\$80,000	6	0	\$18,760	Women Owned	Anne Arundel Economic Development Corporation
15	Seasalt Restaurant, LLC	Anne Arundel	\$500,000	30	0	\$895,500	Non-Minority Owned	Anne Arundel Economic Development Corporation

SMALL, MINORITY, AND WOMEN-OWNED BUSINESSES INVESTMENT ACCOUNT-VIDEO LOTTERY TERMINAL (VLT)

16	Shiloh Center, LLC	Anne Arundel	\$40,000	2	7	\$20,000	Women Owned	Anne Arundel Economic Development Corporation
17	Skinlogic, LLC	Anne Arundel	\$70,000	0	1	\$0	Women Owned	Anne Arundel Economic Development Corporation
18	Supa Deurali, Inc, dba Royal Spice	Anne Arundel	\$60,000	6	6	\$34,700	Non-Minority Owned	Anne Arundel Economic Development Corporation
19	The Facebar, LLC	Anne Arundel	\$420,000	4	12	\$70,500	Women Owned	Anne Arundel Economic Development Corporation
20	Uneo, Inc.	Anne Arundel	\$50,000	2	2	\$0	Non-Minority Owned	Anne Arundel Economic Development Corporation
21	Vonmercier- Harford County	Harford	\$100,000	7	5	\$0	Non-Minority Owned	Anne Arundel Economic Development Corporation
22	Heagy Remodeling	Baltimore County	\$150,000	2	20	\$0	Non-Minority Owned	Baltimore County Department of Economic and Workforce Development

SMALL, MINORITY, AND WOMEN-OWNED BUSINESSES INVESTMENT ACCOUNT-VIDEO LOTTERY TERMINAL (VLT)

23	Pollard's Towing Co	Baltimore County	\$250,000	2	3	\$0	Non-Minority Owned	Baltimore County Department of Economic and Workforce Development
24	Ultimate Health-	Baltimore County	\$200,000	3	5	\$0	Women Owned	Baltimore County Department of Economic and Workforce Development
25	A.N.T. Group, LLC dba Rising Tide Academy	Howard	\$149,000	2	3	\$2,000	Minority Owned	Howard County Economic Development Authority
26	Bamba Foods Inc.	Howard	\$75,000	1	1	\$70,000	Minority Owned	Howard County Economic Development Authority
27	C&K Asian Grocery LLC	Howard	\$50,000	2	1	\$0	Minority Owned	Howard County Economic Development Authority
28	DeJesus Solutions LLC	Howard	\$50,000	2	1	\$0	Minority Owned	Howard County Economic Development Authority
29	Elite Prospects, LLC dba Parisi Speed School	Howard	\$50,000	3	0	\$0	Minority Owned	Howard County Economic Development Authority

SMALL, MINORITY, AND WOMEN-OWNED BUSINESSES INVESTMENT ACCOUNT-VIDEO LOTTERY TERMINAL (VLT)

30	Nourshing Journey LLC	Howard	\$100,000	2	4	\$0	Women Owned	Howard County Economic Development Authority
31	Olympic Indoor Sports Inc.	Howard	\$300,000	10	1	\$200,000	Minority Owned	Howard County Economic Development Authority
32	Oversea Distillery	Howard	\$500,000	10	5	\$3,500,000	Minority Owned	Howard County Economic Development Authority
33	Paul Maurer Golf LLC/Edge Golf Performance	Howard	\$100,000	5	4	\$200,000	Non-Minority Owned	Howard County Economic Development Authority
34	Reyes Jewelery Exchange LLC	Howard	\$125,000	2	1	\$0	Veteran Owned	Howard County Economic Development Authority
35	Saval Foodservice	Howard	\$800,000	20	292	\$2,300,000	Non-Minority Owned	Howard County Economic Development Authority
36	Splash Fun Inc. dba Safe Splash	Howard	\$500,000	15	0	\$1,499,000	Minority Owned	Howard County Economic Development Authority
37	Washington Laboratories	Frederick	\$108,951	0	15	\$12,500	Non-Minority Owned	Howard County Economic Development Authority

SMALL, MINORITY, AND WOMEN-OWNED BUSINESSES INVESTMENT ACCOUNT-VIDEO LOTTERY TERMINAL (VLT)

38	Zions Beauty Supply	Howard	\$50,000	0	1	\$0	Minority Owned	Howard County Economic Development Authority
39	Absolute Plumbing and Heating, Inc.	Wicomico	\$150,000	8	20	\$0	Non-Minority Owned	Maryland Capital Enterprises
40	Adoring Looks Beauty, LLC	Wicomico	\$20,000	0	1	\$0	Women Owned	Maryland Capital Enterprises
41	A New Dawning, LLC	Wicomico	\$50,000	9	0	\$0	Women Owned	Maryland Capital Enterprises
42	B&B Insurance Group, LLC	Wicomico	\$93,000	0	3	\$0	Women Owned	Maryland Capital Enterprises
43	Big Wills Grill, LLC	Wicomico	\$125,000	4	0	\$0	Women Owned	Maryland Capital Enterprises
44	Briana Cottman dba Level Up Braid Studio	Somerset	\$20,000	0	7	\$0	Women Owned	Maryland Capital Enterprises
45	C&L, LLC	Somerset	\$45,000	7	0	\$0	Minority Owned	Maryland Capital Enterprises
46	Carlisa Smith & Daughters, LLC	Wicomico	\$130,000	1	0	\$0	Women Owned	Maryland Capital Enterprises
47	Curbside Auto Detailing, LLC	Anne Arundel	\$35,000	2	1	\$0	Minority Owned	Maryland Capital Enterprises
48	DDR Enterprise, LLC	Anne Arundel	\$165,000	0	1	\$0	Minority Owned	Maryland Capital Enterprises
49	DDR Enterprise, LLC	Anne Arundel	\$50,000	0	1	\$0	Minority Owned	Maryland Capital Enterprises
50	Dickson Physical Therapy, LLC	Wicomico	\$35,000	1	0	\$0	Women Owned	Maryland Capital Enterprises
51	DKE Enterprises, LLC	Worcester	\$150,000	0	4	\$0	Minority Owned	Maryland Capital Enterprises
52	Eagle Wings Construction, LLC	Wicomico	\$175,000	0	6	\$0	Minority Owned	Maryland Capital Enterprises

SMALL, MINORITY, AND WOMEN-OWNED BUSINESSES INVESTMENT ACCOUNT-VIDEO LOTTERY TERMINAL (VLT)

53	Every Voice Counts Rehabilitation Services, LLC	Talbot	\$75,000	0	2	\$0	Women Owned	Maryland Capital Enterprises
54	Ewell Enterprises, LLC	Queen Anne's	\$20,000	6	2	\$0	Women Owned	Maryland Capital Enterprises
55	EZ Ride Solutions, LLC	Wicomico	\$165,000	0	1	\$0	Minority Owned	Maryland Capital Enterprises
56	Friendly Goods Company, LLC	Kent	\$35,000	3	1	\$0	Minority Owned	Maryland Capital Enterprises
57	Gerald Shockley dba Legacy Insurance Solutions	Wicomico	\$160,000	0	6	\$0	Minority Owned	Maryland Capital Enterprises
58	Homes by Spence	Wicomico	\$100,000	0	1	\$0	Women Owned	Maryland Capital Enterprises
59	Island Breeze Marine, Inc.	Baltimore County	\$125,000	0	5	\$0	Minority Owned	Maryland Capital Enterprises
60	Johnson, Christian	Wicomico	\$20,000	0	1	\$0	Women Owned	Maryland Capital Enterprises
61	Kids Kove, LLC	Wicomico	\$150,000	32	0	\$0	Minority Owned	Maryland Capital Enterprises
62	KJC Enterprises, LLC dba Theo's Rolls & Bowls	Baltimore County	\$40,000	1	0	\$0	Women Owned	Maryland Capital Enterprises
63	KNS Global, LLC	Wicomico	\$145,000	1	0	\$0	Minority Owned	Maryland Capital Enterprises
64	Lessons Investments, LLC	Dorchester	\$200,000	1	0	\$0	Minority Owned	Maryland Capital Enterprises
65	Little Angels Daycare, LLC	Wicomico	\$200,000	8	1	\$0	Women Owned	Maryland Capital Enterprises
66	Living Fabulously Fluffy, LLC	Somerset	\$200,000	6	4	\$0	Women Owned	Maryland Capital Enterprises
67	Luna Transport, LLC	Wicomico	\$60,000	4	0	\$0	Women Owned	Maryland Capital Enterprises
68	Maddox Bros. Trucking, Inc.	Wicomico	\$50,000	3	3	\$0	Minority Owned	Maryland Capital Enterprises

SMALL, MINORITY, AND WOMEN-OWNED BUSINESSES INVESTMENT ACCOUNT-VIDEO LOTTERY TERMINAL (VLT)

69	MD Property Management Services, LLC	Baltimore County	\$145,000	6	1	\$0	Women Owned	Maryland Capital Enterprises
70	Michelle Lewis & Company, LLC	Wicomico	\$40,000	1	0	\$0	Women Owned	Maryland Capital Enterprises
71	Michelles Tax N Cleaning Services	Wicomico	\$20,000	0	3	\$0	Women Owned	Maryland Capital Enterprises
72	Miss Maryland Crab, LLC	Baltimore City	\$60,000	6	3	\$0	Women Owned	Maryland Capital Enterprises
73	My Father's Way Home Care, LLC	Wicomico	\$50,000	0	1	\$0	Women Owned	Maryland Capital Enterprises
74	Night Craft, LLC	Caroline	\$35,000	1	1	\$0	Women Owned	Maryland Capital Enterprises
75	Oge's Hair Studio, LLC	Wicomico	\$195,000	0	1	\$0	Women Owned	Maryland Capital Enterprises
76	On The Edge Trucking, LLC	Wicomico	\$64,000	0	1	\$0	Minority Owned	Maryland Capital Enterprises
77	Pecan Square Deli, Inc.	Wicomico	\$100,000	0	10	\$0	Minority Owned	Maryland Capital Enterprises
78	Pierce Contracting Services, LLC	Anne Arundel	\$35,000	0	1	\$0	Veteran Owned	Maryland Capital Enterprises
79	Pine Street Community Market, LLC	Dorchester	\$150,000	1	0	\$0	Minority Owned	Maryland Capital Enterprises
80	Printress Optical, LLC	Baltimore City	\$35,000	1	0	\$0	Women Owned	Maryland Capital Enterprises
81	R.H. Sterrett, LLC	Worcester	\$50,000	0	2	\$0	Veteran Owned	Maryland Capital Enterprises
82	Seaside Counseling & Wellness Center, LLC	Worcester	\$50,000	4	3	\$0	Women Owned	Maryland Capital Enterprises
83	September Tree, LLC dba Rize & Rest Cafe	Baltimore City	\$140,000	16	1	\$0	Minority Owned	Maryland Capital Enterprises
84	Simple Fiber, LLC	Wicomico	\$150,000	0	2	\$0	Non-Minority Owned	Maryland Capital Enterprises

SMALL, MINORITY, AND WOMEN-OWNED BUSINESSES INVESTMENT ACCOUNT-VIDEO LOTTERY TERMINAL (VLT)

85	Tabor Ethiopian Cuisine, Inc.	Baltimore City	\$196,500	1	3	\$0	Minority Owned	Maryland Capital Enterprises
86	The Bark Club Grooming Salon, LLC	Somerset	\$10,000	0	1	\$0	Women Owned	Maryland Capital Enterprises
87	Thomas Boutique & Gift Shop	Wicomico	\$72,000	0	1	\$0	Minority Owned	Maryland Capital Enterprises
88	Total Fine Foods Outlet Store, LLC	Wicomico	\$35,000	3	3	\$0	Minority Owned	Maryland Capital Enterprises
89	Unique Styles Properties, LLC	Wicomico	\$100,000	0	4	\$0	Minority Owned	Maryland Capital Enterprises
90	Unique Styles Properties, LLC	Wicomico	\$165,000	1	3	\$0	Minority Owned	Maryland Capital Enterprises
91	Unique Styles Properties, LLC	Wicomico	\$170,000	1	3	\$0	Minority Owned	Maryland Capital Enterprises
92	Universal Logistics, LLC	Anne Arundel	\$50,000	0	1	\$0	Women Owned	Maryland Capital Enterprises
93	Urban Sage Salon, LLC	Wicomico	\$20,000	1	0	\$0	Women Owned	Maryland Capital Enterprises
94	Visions International MD	Wicomico	\$150,000	0	1	\$0	Minority Owned	Maryland Capital Enterprises
95	William Holden	Worcester	\$80,000	0	3	\$0	Minority Owned	Maryland Capital Enterprises
96	YesHels Taxi Service, LLC	Wicomico	\$100,000	3	7	\$0	Minority Owned	Maryland Capital Enterprises
97	AC Development, LLC	Baltimore County	\$150,000	2	1	\$180,000	Minority Owned	Meridian Management Group, Inc.
98	Aerospace & Technology Metalworks, Inc.	Baltimore County	\$300,000	7	15	\$0	Non-Minority Owned	Meridian Management Group, Inc.
99	Atlantic Control Technologies	Anne Arundel	\$500,000	2	21	\$0	Non-Minority Owned	Meridian Management Group, Inc.
100	AvDyne Aero Services, LLC	Anne Arundel	\$250,000	45	30	\$0	Minority Owned	Meridian Management Group, Inc.

SMALL, MINORITY, AND WOMEN-OWNED BUSINESSES INVESTMENT ACCOUNT-VIDEO LOTTERY TERMINAL (VLT)

101	BJP Hauling LLC	Prince George's	\$100,000	1	2	\$0	Minority Owned	Meridian Management Group, Inc.
102	Bonaberi Shipping & Moving, Inc.	Prince George's	\$270,000	2	2	\$0	Minority Owned	Meridian Management Group, Inc.
103	BuildSol, LLC	Prince George's	\$50,000	2	6	\$0	Minority Owned	Meridian Management Group, Inc.
104	BuildSol, LLC	Prince George's	\$400,000	0	0	\$0	Minority Owned	Meridian Management Group, Inc.
105	Calmi Electrical Company, Inc.	Baltimore City	\$150,000	0	0	\$0	Minority Owned	Meridian Management Group, Inc.
106	Capitol Connections, LLC	Anne Arundel	\$150,000	0	0	\$0	Minority Owned	Meridian Management Group, Inc.
107	Capitol Kettle Corn and Popcorn, LLC	Prince George's	\$150,000	2	2	\$0	Women Owned	Meridian Management Group, Inc.
108	Demo King Maryland, LLC	Prince George's	\$250,000	5	10	\$0	Minority Owned	Meridian Management Group, Inc.
109	Equity Development and Growth Enterprises, Corp dba EDGE Energy	Prince George's	\$500,000	9	46	\$0	Non-Minority Owned	Meridian Management Group, Inc.
110	Good Neighbor, LLC	Baltimore City	\$300,000	8	20	\$0	Women Owned	Meridian Management Group, Inc.
111	H.S.A. Transportation Services, LLC	Baltimore City	\$183,000	0	0	\$0	Minority Owned	Meridian Management Group, Inc.
112	H.S.A. Transportation Services, LLC	Baltimore City	\$25,000	1	1	\$0	Minority Owned	Meridian Management Group, Inc.
113	Hakes Construction, LLC	Frederick	\$250,000	5	5	\$0	Women Owned	Meridian Management Group, Inc.
114	Hakes Construction, LLC	Frederick	\$90,000	0	0	\$0	Women Owned	Meridian Management Group, Inc.
115	Johnson & Johnson Insurance Agency, LLC	Howard	\$25,266	0	8	\$0	Minority Owned	Meridian Management Group, Inc.

SMALL, MINORITY, AND WOMEN-OWNED BUSINESSES INVESTMENT ACCOUNT-VIDEO LOTTERY TERMINAL (VLT)

116	Jon Ramey Professional Association DBA Hydris Construction	Montgomery	\$50,000	4	1	\$0	Veteran Owned	Meridian Management Group, Inc.
117	Lyles Cleaning Services, LLC	Frederick	\$37,000	0	0	\$0	Minority Owned	Meridian Management Group, Inc.
118	Lyles Cleaning Services, LLC	Frederick	\$50,000	0	0	\$0	Minority Owned	Meridian Management Group, Inc.
119	Move Logic, LLC	Anne Arundel	\$140,000	2	1	\$0	Minority Owned	Meridian Management Group, Inc.
120	Muna's Heart Nursing Services, Inc.	Prince George's	\$100,000	20	5	\$0	Women Owned	Meridian Management Group, Inc.
121	Nepenthe Homebrew, LLC	Baltimore County	\$150,000	2	25	\$0	Non-Minority Owned	Meridian Management Group, Inc.
122	Nsan Consulting, LLC	Prince George's	\$100,000	2	1	\$0	Minority Owned	Meridian Management Group, Inc.
123	Orcana Biotech LLC	Frederick	\$300,000	37	0	\$2,700,000	Minority Owned	Meridian Management Group, Inc.
124	Orcana Biotech LLC	Frederick	\$200,000	0	0	\$0	Minority Owned	Meridian Management Group, Inc.
125	Program Insite	Washington	\$250,000	26	2	\$2,322,250	Women Owned	Meridian Management Group, Inc.
126	Prop Prep Properties, LLC	Baltimore City	\$250,000	8	4	\$0	Minority Owned	Meridian Management Group, Inc.
127	Rising Star Homecare Services, LLC	Harford	\$75,000	10	10	\$0	Minority Owned	Meridian Management Group, Inc.
128	Rob Beverage, LLC	Prince George's	\$150,000	0	17	\$0	Minority Owned	Meridian Management Group, Inc.
129	Soaring Kite Books, LLC	Montgomery	\$10,000	0	1	\$0	Women Owned	Meridian Management Group, Inc.
130	SRB Communications	Baltimore City	\$65,000	1	7	\$0	Women Owned	Meridian Management Group, Inc.

SMALL, MINORITY, AND WOMEN-OWNED BUSINESSES INVESTMENT ACCOUNT-VIDEO LOTTERY TERMINAL (VLT)

131	SZC Logistics, Inc.	Prince George's	\$24,000	0	0	\$0	Minority Owned	Meridian Management Group, Inc.
132	The Nelson Ideation Group, LLC	Baltimore County	\$20,000	0	4	\$0	Women Owned	Meridian Management Group, Inc.
133	The Sun Studio, LLC	Cecil	\$150,000	0	7	\$0	Women Owned	Meridian Management Group, Inc.
134	Thomas & Herbert Consulting, LLC	Montgomery	\$550,000	39	27	\$0	Minority Owned	Meridian Management Group, Inc.
135	Tres C, Inc. t/a Jiffy Lube	Montgomery	\$700,000	0	25	\$0	Women Owned	Meridian Management Group, Inc.
136	Wiseman Holdings, LLC and Wiseman Funeral Home, P.A.	Prince George's	\$200,000	2	9	\$0	Women Owned	Meridian Management Group, Inc.
137	Wonder Wineaux, LLC dba VNO at the Harbor	Prince George's	\$180,000	10	0	\$0	Women Owned	Meridian Management Group, Inc.
138	B'Visioun LLC	Montgomery	\$10,000	0	1	\$0	Women Owned	Montgomery County Economic Development Corporation
139	Bennett's Coffee Company	Montgomery	\$7,500	0	1	\$7,500	Non-Minority Owned	Montgomery County Economic Development Corporation
140	Bonnemaison Inc	Baltimore County	\$25,000	0	7	\$25,000	Women Owned	Montgomery County Economic Development Corporation
141	Bottoms up Bagels, LLC	Baltimore City	\$50,000	1	2	\$50,000	Minority Owned	Montgomery County Economic Development Corporation

SMALL, MINORITY, AND WOMEN-OWNED BUSINESSES INVESTMENT ACCOUNT-VIDEO LOTTERY TERMINAL (VLT)

142	Business and Tax Solutions	Montgomery	\$5,000	0	1	\$5,000	Women Owned	Montgomery County Economic Development Corporation
143	Chaney Communications LLC	Montgomery	\$5,000	1	2	\$5,000	Women Owned	Montgomery County Economic Development Corporation
144	Elevated Strength Rehab	Montgomery	\$35,000	2	1	\$15,000	Minority Owned	Montgomery County Economic Development Corporation
145	Elite Prospects, LLC dba Parisi Speed School	Howard	\$25,000	3	0	\$25,000	Minority Owned	Montgomery County Economic Development Corporation
146	Ellis-Lopez Travel Partners Benefit LLC	Montgomery	\$48,646	1	2	\$0	Minority Owned	Montgomery County Economic Development Corporation
147	G & R Multi Services Inc.	Baltimore City	\$25,000	0	11	\$25,000	Women Owned	Montgomery County Economic Development Corporation
148	Guacamole Tex Mex LLC	Montgomery	\$50,000	5	6	\$50,000	Women Owned	Montgomery County Economic Development Corporation
149	JCM Construction, LLC	Montgomery	\$30,000	2	7	\$15,000	Minority Owned	Montgomery County Economic Development Corporation

SMALL, MINORITY, AND WOMEN-OWNED BUSINESSES INVESTMENT ACCOUNT-VIDEO LOTTERY TERMINAL (VLT)

150	Kery's LLC	Prince George's	\$75,000	0	7		Women Owned	Montgomery County Economic Development Corporation
151	Lufemo	Montgomery	\$50,000	3	8	\$50,000	Minority Owned	Montgomery County Economic Development Corporation
152	Medassage LLC	Prince George's	\$5,000	0	1	\$5,000	Women Owned	Montgomery County Economic Development Corporation
153	Mobtown Fermentation, LLC dba Wild Kombucha	Baltimore City	\$15,000	0	13	\$15,000	Minority Owned	Montgomery County Economic Development Corporation
154	Move and Still, LLC	Baltimore County	\$10,000	2	1	\$10,000	Women Owned	Montgomery County Economic Development Corporation
155	OFV Wholesale Distribution LLC	Prince George's	\$100,000	2	6	\$100,000	Women Owned	Montgomery County Economic Development Corporation
156	Premier Multi Services, LLC	Prince George's	\$10,000	0	2	\$10,000	Women Owned	Montgomery County Economic Development Corporation
157	PrettyTees, LLC	Baltimore City	\$2,500	1	1	\$2,500	Women Owned	Montgomery County Economic Development Corporation

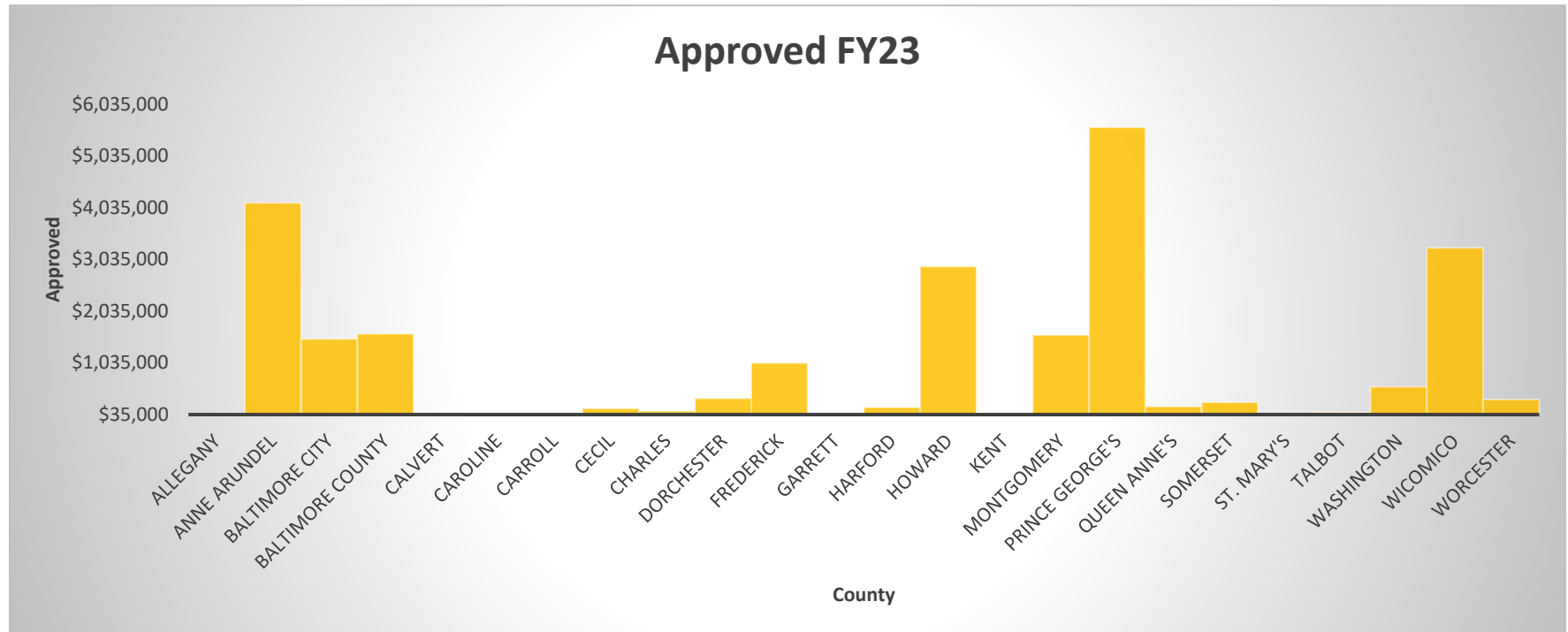
SMALL, MINORITY, AND WOMEN-OWNED BUSINESSES INVESTMENT ACCOUNT-VIDEO LOTTERY TERMINAL (VLT)

158	SH Trading and Service Inc. dba Express Gourmet	Montgomery	\$10,000	0	2	\$0	Women Owned	Montgomery County Economic Development Corporation
159	Sligo Creek Farms dba The Farms at Our House	Montgomery	\$15,000	3	5	\$15,000	Non-Minority Owned	Montgomery County Economic Development Corporation
160	Sparta Luxe LLC	Baltimore County	\$25,000	0	11	\$25,000	Minority Owned	Montgomery County Economic Development Corporation
161	Superior Designs LLC	Baltimore County	\$5,000	0	1	\$0	Minority Owned	Montgomery County Economic Development Corporation
162	Universal Logistics, LLC	Anne Arundel	\$25,000	0	8	\$88,655	Women Owned	Montgomery County Economic Development Corporation
163	BE YOU! LLC	Prince George's	\$100,000	2	2	\$0	Veteran Owned	T/A FSC First
164	Brighter Beginnings 4 Kids Inc	Prince George's	\$195,650	10	2	\$363,350	Women Owned	T/A FSC First
165	Ewell Enterprises LLC	Queen Anne's	\$90,500	3	0	\$3,700	Women Owned	T/A FSC First
166	FOREVER COMMITTED FITNESS LLC	Charles	\$101,600	2	3	\$165,040	Minority Owned	T/A FSC First
167	Fray Development, Incorporated	Prince George's	\$312,594	10	25	\$197,427	Women Owned	T/A FSC First
168	Fray Development, Incorporated	Prince George's	\$312,594	11	25	\$0	Women Owned	T/A FSC First
169	Maryland Primary Care and Wellness, LLC	Prince George's	\$250,000	6	10	\$84,000	Minority Owned	T/A FSC First
170	Mix and Mingle Inc. dba Mix and Mingle Coffee Lounge	Prince George's	\$100,000	10	3	\$150,000	Women Owned	T/A FSC First
171	Mulan Dumpling LLC	Prince George's	\$100,000	25	2	\$155,900	Women Owned	T/A FSC First
172	Pro Spex, Inc	Prince George's	\$200,000	3	6	\$0	Women Owned	T/A FSC First

SMALL, MINORITY, AND WOMEN-OWNED BUSINESSES INVESTMENT ACCOUNT-VIDEO LOTTERY TERMINAL (VLT)

173	Sankofa Health, LLC LLC	Prince George's	\$180,000	6	5	\$0	Women Owned	T/A FSC First
174	Speigner Holdings LLC	Prince George's	\$500,000	25	48	\$4,150,783	Minority Owned	T/A FSC First
175	TEP Consulting LLC dba Dumas Rum	Prince George's	\$125,000	2	2	\$34,992	Women Owned	T/A FSC First
176	V&B Ventures, Inc.	Prince George's	\$448,534	184	56	\$55,244	Non-Minority Owned	T/A FSC First
177	Blanford Chiropractic Services	Washington	\$219,000	3	0	\$72,000	Veteran Owned	Tri-County Council for Western Maryland
178	ECPMD Properties, LLC	Washington	\$105,000	2	6	\$613,126	Non-Minority Owned	Tri-County Council for Western Maryland
	178		\$23,870,085	947	1191	\$21,827,164		

FY23 COUNTY DISTRIBUTION OF APPROVED VLT TRANSACTIONS



FUND MANAGER SETTLED ACTIVITY FY23

	Account: Account Name	Account County	Approved Transaction Amount	New Jobs	At Risk Jobs	Private Sector Funds Leveraged	MBE Status	Fund Manager
1	AGZ Partnership, LLC	Anne Arundel	\$350,000	10	0	\$140,095	Women Owned	Anne Arundel Economic Development Corporation
2	Blush Hair Salon, LLC	Anne Arundel	\$150,000	15	7	\$87,349	Women Owned	Anne Arundel Economic Development Corporation
3	BluZone, LLC	Anne Arundel	\$100,000	3	3	\$250,000	Minority Owned	Anne Arundel Economic Development Corporation
4	Cakery Cafe, Inc.	Prince George's	\$100,000	4	1	\$50,000	Veteran Owned	Anne Arundel Economic Development Corporation
5	Crave Culinary Group, LLC	Anne Arundel	\$100,000	4	1	\$112,000	Women Owned	Anne Arundel Economic Development Corporation
6	Foreman Pro Cleaning, LLC	Anne Arundel	\$100,000	7	35	\$0	Non-Minority Owned	Anne Arundel Economic Development Corporation

SMALL, MINORITY, AND WOMEN-OWNED BUSINESSES INVESTMENT ACCOUNT-VIDEO LOTTERY TERMINAL (VLT)

7	Jammin' Flava, LLC	Anne Arundel	\$100,000	0	3	\$10,000	Minority Owned	Anne Arundel Economic Development Corporation
8	Jammin' Together, LLC	Anne Arundel	\$62,250	3	1	\$42,750	Veteran Owned	Anne Arundel Economic Development Corporation
9	Kozy Beans Coffee, LLC	Anne Arundel	\$100,000	6	0	\$155,000	Women Owned	Anne Arundel Economic Development Corporation
10	Masella Holding, LLC	Anne Arundel	\$275,000	18	2	\$169,543	Minority Owned	Anne Arundel Economic Development Corporation
11	Murphy Holdings, LLC DBA Wryd	Anne Arundel	\$100,000	3	0	\$132,000	Women Owned	Anne Arundel Economic Development Corporation
12	Murthy Facial Plastic Surgery, LLC	Anne Arundel	\$126,000	1	0	\$14,000	Minority Owned	Anne Arundel Economic Development Corporation
13	Oscar's, LLC	Anne Arundel	\$25,000	8	0	\$50,000	Minority Owned	Anne Arundel Economic Development Corporation
14	Save the Day Escape Rooms, LLC	Queen Anne's	\$80,000	6	0	\$18,760	Women Owned	Anne Arundel Economic Development Corporation

SMALL, MINORITY, AND WOMEN-OWNED BUSINESSES INVESTMENT ACCOUNT-VIDEO LOTTERY TERMINAL (VLT)

15	Seasalt Restaurant, LLC	Anne Arundel	\$500,000	30	0	\$895,500	Non-Minority Owned	Anne Arundel Economic Development Corporation
16	Shiloh Center, LLC	Anne Arundel	\$40,000	2	7	\$20,000	Women Owned	Anne Arundel Economic Development Corporation
17	Skinlogic, LLC	Anne Arundel	\$70,000	0	1	\$0	Women Owned	Anne Arundel Economic Development Corporation
18	Supa Deurali, Inc, dba Royal Spice	Anne Arundel	\$60,000	6	6	\$34,700	Non-Minority Owned	Anne Arundel Economic Development Corporation
19	The Facebar, LLC	Anne Arundel	\$420,000	4	12	\$70,500	Women Owned	Anne Arundel Economic Development Corporation
20	Uneo, Inc.	Anne Arundel	\$50,000	2	2	\$0	Non-Minority Owned	Anne Arundel Economic Development Corporation
21	Vonmercier- Harford County	Harford	\$100,000	7	5	\$0	Non-Minority Owned	Anne Arundel Economic Development Corporation
22	Heagy Remodeling	Baltimore County	\$150,000	2	20	\$0	Non-Minority Owned	Baltimore County Department of Economic and Workforce Development

SMALL, MINORITY, AND WOMEN-OWNED BUSINESSES INVESTMENT ACCOUNT-VIDEO LOTTERY TERMINAL (VLT)

23	Pollard's Towing Co	Baltimore County	\$250,000	2	3	\$0	Non-Minority Owned	Baltimore County Department of Economic and Workforce Development
24	Ultimate Health-	Baltimore County	\$200,000	3	5	\$0	Women Owned	Baltimore County Department of Economic and Workforce Development
25	A.N.T. Group, LLC dba Rising Tide Academy	Howard	\$149,000	2	3	\$2,000	Minority Owned	Howard County Economic Development Authority
26	Bamba Foods Inc.	Howard	\$75,000	1	1	\$70,000	Minority Owned	Howard County Economic Development Authority
27	C&K Asian Grocery LLC	Howard	\$50,000	2	1	\$0	Minority Owned	Howard County Economic Development Authority
28	DeJesus Solutions LLC	Howard	\$50,000	2	1	\$0	Minority Owned	Howard County Economic Development Authority
29	Elite Prospects, LLC dba Parisi Speed School	Howard	\$50,000	3	0	\$0	Minority Owned	Howard County Economic Development Authority

SMALL, MINORITY, AND WOMEN-OWNED BUSINESSES INVESTMENT ACCOUNT-VIDEO LOTTERY TERMINAL (VLT)

30	Nourshing Journey LLC	Howard	\$100,000	2	4	\$0	Women Owned	Howard County Economic Development Authority
31	Olympic Indoor Sports Inc.	Howard	\$300,000	10	1	\$200,000	Minority Owned	Howard County Economic Development Authority
32	Oversea Distillery	Howard	\$500,000	10	5	\$3,500,000	Minority Owned	Howard County Economic Development Authority
33	Paul Maurer Golf LLC/Edge Golf Performance	Howard	\$100,000	5	4	\$200,000	Non-Minority Owned	Howard County Economic Development Authority
34	Reyes Jewelery Exchange LLC	Howard	\$125,000	2	1	\$0	Veteran Owned	Howard County Economic Development Authority
35	Saval Foodservice	Howard	\$800,000	20	292	\$2,300,000	Non-Minority Owned	Howard County Economic Development Authority
36	Splash Fun Inc. dba Safe Splash	Howard	\$500,000	15	0	\$1,499,000	Minority Owned	Howard County Economic Development Authority
37	Washington Laboratories	Frederick	\$108,951	0	15	\$12,500	Non-Minority Owned	Howard County Economic Development Authority

SMALL, MINORITY, AND WOMEN-OWNED BUSINESSES INVESTMENT ACCOUNT-VIDEO LOTTERY TERMINAL (VLT)

38	Zions Beauty Supply	Howard	\$50,000	0	1	\$0	Minority Owned	Howard County Economic Development Authority
39	Absolute Plumbing and Heating, Inc.	Wicomico	\$150,000	8	20	\$0	Non-Minority Owned	Maryland Capital Enterprises
40	Adoring Looks Beauty, LLC	Wicomico	\$20,000	0	1	\$0	Women Owned	Maryland Capital Enterprises
41	A New Dawning, LLC	Wicomico	\$50,000	9	0	\$0	Women Owned	Maryland Capital Enterprises
42	B&B Insurance Group, LLC	Wicomico	\$93,000	0	3	\$0	Women Owned	Maryland Capital Enterprises
43	Big Wills Grill, LLC	Wicomico	\$125,000	4	0	\$0	Women Owned	Maryland Capital Enterprises
44	Briana Cottman dba Level Up Braid Studio	Somerset	\$20,000	0	7	\$0	Women Owned	Maryland Capital Enterprises
45	C&L, LLC	Somerset	\$45,000	7	0	\$0	Minority Owned	Maryland Capital Enterprises
46	Carlisa Smith & Daughters, LLC	Wicomico	\$130,000	1	0	\$0	Women Owned	Maryland Capital Enterprises
47	Curbside Auto Detailing, LLC	Anne Arundel	\$35,000	2	1	\$0	Minority Owned	Maryland Capital Enterprises
48	DDR Enterprise, LLC	Anne Arundel	\$165,000	0	1	\$0	Minority Owned	Maryland Capital Enterprises
49	DDR Enterprise, LLC	Anne Arundel	\$50,000	0	1	\$0	Minority Owned	Maryland Capital Enterprises
50	Dickson Physical Therapy, LLC	Wicomico	\$35,000	1	0	\$0	Women Owned	Maryland Capital Enterprises
51	DKE Enterprises, LLC	Worcester	\$150,000	0	4	\$0	Minority Owned	Maryland Capital Enterprises
52	Eagle Wings Construction, LLC	Wicomico	\$175,000	0	6	\$0	Minority Owned	Maryland Capital Enterprises

SMALL, MINORITY, AND WOMEN-OWNED BUSINESSES INVESTMENT ACCOUNT-VIDEO LOTTERY TERMINAL (VLT)

53	Every Voice Counts Rehabilitation Services, LLC	Talbot	\$75,000	0	2	\$0	Women Owned	Maryland Capital Enterprises
54	Ewell Enterprises, LLC	Queen Anne's	\$20,000	6	2	\$0	Women Owned	Maryland Capital Enterprises
55	EZ Ride Solutions, LLC	Wicomico	\$165,000	0	1	\$0	Minority Owned	Maryland Capital Enterprises
56	Friendly Goods Company, LLC	Kent	\$35,000	3	1	\$0	Minority Owned	Maryland Capital Enterprises
57	Gerald Shockley dba Legacy Insurance Solutions	Wicomico	\$160,000	0	6	\$0	Minority Owned	Maryland Capital Enterprises
58	Homes by Spence	Wicomico	\$100,000	0	1	\$0	Women Owned	Maryland Capital Enterprises
59	Island Breeze Marine, Inc.	Baltimore County	\$125,000	0	5	\$0	Minority Owned	Maryland Capital Enterprises
60	Johnson, Christian	Wicomico	\$20,000	0	1	\$0	Women Owned	Maryland Capital Enterprises
61	Kids Kove, LLC	Wicomico	\$150,000	32	0	\$0	Minority Owned	Maryland Capital Enterprises
62	KJC Enterprises, LLC dba Theo's Rolls & Bowls	Baltimore County	\$40,000	1	0	\$0	Women Owned	Maryland Capital Enterprises
63	KNS Global, LLC	Wicomico	\$145,000	1	0	\$0	Minority Owned	Maryland Capital Enterprises
64	Lessons Investments, LLC	Dorchester	\$200,000	1	0	\$0	Minority Owned	Maryland Capital Enterprises
65	Little Angels Daycare, LLC	Wicomico	\$200,000	8	1	\$0	Women Owned	Maryland Capital Enterprises
66	Living Fabulously Fluffy, LLC	Somerset	\$200,000	6	4	\$0	Women Owned	Maryland Capital Enterprises
67	Luna Transport, LLC	Wicomico	\$60,000	4	0	\$0	Women Owned	Maryland Capital Enterprises
68	Maddox Bros. Trucking, Inc.	Wicomico	\$50,000	3	3	\$0	Minority Owned	Maryland Capital Enterprises

SMALL, MINORITY, AND WOMEN-OWNED BUSINESSES INVESTMENT ACCOUNT-VIDEO LOTTERY TERMINAL (VLT)

69	MD Property Management Services, LLC	Baltimore County	\$145,000	6	1	\$0	Women Owned	Maryland Capital Enterprises
70	Michelle Lewis & Company, LLC	Wicomico	\$40,000	1	0	\$0	Women Owned	Maryland Capital Enterprises
71	Michelles Tax N Cleaning Services	Wicomico	\$20,000	0	3	\$0	Women Owned	Maryland Capital Enterprises
72	Miss Maryland Crab, LLC	Baltimore City	\$60,000	6	3	\$0	Women Owned	Maryland Capital Enterprises
73	My Father's Way Home Care, LLC	Wicomico	\$50,000	0	1	\$0	Women Owned	Maryland Capital Enterprises
74	Night Craft, LLC	Caroline	\$35,000	1	1	\$0	Women Owned	Maryland Capital Enterprises
75	Oge's Hair Studio, LLC	Wicomico	\$195,000	0	1	\$0	Women Owned	Maryland Capital Enterprises
76	On The Edge Trucking, LLC	Wicomico	\$64,000	0	1	\$0	Minority Owned	Maryland Capital Enterprises
77	Pecan Square Deli, Inc.	Wicomico	\$100,000	0	10	\$0	Minority Owned	Maryland Capital Enterprises
78	Pierce Contracting Services, LLC	Anne Arundel	\$35,000	0	1	\$0	Veteran Owned	Maryland Capital Enterprises
79	Pine Street Community Market, LLC	Dorchester	\$150,000	1	0	\$0	Minority Owned	Maryland Capital Enterprises
80	Printress Optical, LLC	Baltimore City	\$35,000	1	0	\$0	Women Owned	Maryland Capital Enterprises
81	R.H. Sterrett, LLC	Worcester	\$50,000	0	2	\$0	Veteran Owned	Maryland Capital Enterprises
82	Seaside Counseling & Wellness Center, LLC	Worcester	\$50,000	4	3	\$0	Women Owned	Maryland Capital Enterprises
83	September Tree, LLC dba Rize & Rest Cafe	Baltimore City	\$140,000	16	1	\$0	Minority Owned	Maryland Capital Enterprises
84	Simple Fiber, LLC	Wicomico	\$150,000	0	2	\$0	Non-Minority Owned	Maryland Capital Enterprises

SMALL, MINORITY, AND WOMEN-OWNED BUSINESSES INVESTMENT ACCOUNT-VIDEO LOTTERY TERMINAL (VLT)

85	Tabor Ethiopian Cuisine, Inc.	Baltimore City	\$196,500	1	3	\$0	Minority Owned	Maryland Capital Enterprises
86	The Bark Club Grooming Salon, LLC	Somerset	\$10,000	0	1	\$0	Women Owned	Maryland Capital Enterprises
87	Thomas Boutique & Gift Shop	Wicomico	\$72,000	0	1	\$0	Minority Owned	Maryland Capital Enterprises
88	Total Fine Foods Outlet Store, LLC	Wicomico	\$35,000	3	3	\$0	Minority Owned	Maryland Capital Enterprises
89	Unique Styles Properties, LLC	Wicomico	\$100,000	0	4	\$0	Minority Owned	Maryland Capital Enterprises
90	Unique Styles Properties, LLC	Wicomico	\$165,000	1	3	\$0	Minority Owned	Maryland Capital Enterprises
91	Unique Styles Properties, LLC	Wicomico	\$170,000	1	3	\$0	Minority Owned	Maryland Capital Enterprises
92	Universal Logistics, LLC	Anne Arundel	\$50,000	0	1	\$0	Women Owned	Maryland Capital Enterprises
93	Urban Sage Salon, LLC	Wicomico	\$20,000	1	0	\$0	Women Owned	Maryland Capital Enterprises
94	Visions International MD	Wicomico	\$150,000	0	1	\$0	Minority Owned	Maryland Capital Enterprises
95	William Holden	Worcester	\$80,000	0	3	\$0	Minority Owned	Maryland Capital Enterprises
96	YesHels Taxi Service, LLC	Wicomico	\$100,000	3	7	\$0	Minority Owned	Maryland Capital Enterprises
97	AC Development, LLC	Baltimore County	\$150,000	2	1	\$180,000	Minority Owned	Meridian Management Group, Inc.
98	Aerospace & Technology Metalworks, Inc.	Baltimore County	\$300,000	7	15	\$0	Non-Minority Owned	Meridian Management Group, Inc.
99	Atlantic Control Technologies	Anne Arundel	\$500,000	2	21	\$0	Non-Minority Owned	Meridian Management Group, Inc.
100	AvDyne Aero Services, LLC	Anne Arundel	\$250,000	45	30	\$0	Minority Owned	Meridian Management Group, Inc.

SMALL, MINORITY, AND WOMEN-OWNED BUSINESSES INVESTMENT ACCOUNT-VIDEO LOTTERY TERMINAL (VLT)

101	BJP Hauling LLC	Prince George's	\$100,000	1	2	\$0	Minority Owned	Meridian Management Group, Inc.
102	Bonaberi Shipping & Moving, Inc.	Prince George's	\$270,000	2	2	\$0	Minority Owned	Meridian Management Group, Inc.
103	BuildSol, LLC	Prince George's	\$50,000	2	6	\$0	Minority Owned	Meridian Management Group, Inc.
104	BuildSol, LLC	Prince George's	\$400,000	0	0	\$0	Minority Owned	Meridian Management Group, Inc.
105	Calmi Electrical Company, Inc.	Baltimore City	\$150,000	0	0	\$0	Minority Owned	Meridian Management Group, Inc.
106	Capitol Connections, LLC	Anne Arundel	\$150,000	0	0	\$0	Minority Owned	Meridian Management Group, Inc.
107	Capitol Kettle Corn and Popcorn, LLC	Prince George's	\$150,000	2	2	\$0	Women Owned	Meridian Management Group, Inc.
108	Demo King Maryland, LLC	Prince George's	\$250,000	5	10	\$0	Minority Owned	Meridian Management Group, Inc.
109	Equity Development and Growth Enterprises, Corp dba EDGE Energy	Prince George's	\$500,000	9	46	\$0	Non-Minority Owned	Meridian Management Group, Inc.
110	Good Neighbor, LLC	Baltimore City	\$300,000	8	20	\$0	Women Owned	Meridian Management Group, Inc.
111	H.S.A. Transportation Services, LLC	Baltimore City	\$183,000	0	0	\$0	Minority Owned	Meridian Management Group, Inc.
112	H.S.A. Transportation Services, LLC	Baltimore City	\$25,000	1	1	\$0	Minority Owned	Meridian Management Group, Inc.
113	Hakes Construction, LLC	Frederick	\$250,000	5	5	\$0	Women Owned	Meridian Management Group, Inc.
114	Hakes Construction, LLC	Frederick	\$90,000	0	0	\$0	Women Owned	Meridian Management Group, Inc.
115	Johnson & Johnson Insurance Agency, LLC	Howard	\$25,266	0	8	\$0	Minority Owned	Meridian Management Group, Inc.

SMALL, MINORITY, AND WOMEN-OWNED BUSINESSES INVESTMENT ACCOUNT-VIDEO LOTTERY TERMINAL (VLT)

116	Jon Ramey Professional Association DBA Hydris Construction	Montgomery	\$50,000	4	1	\$0	Veteran Owned	Meridian Management Group, Inc.
117	Lyles Cleaning Services, LLC	Frederick	\$37,000	0	0	\$0	Minority Owned	Meridian Management Group, Inc.
118	Lyles Cleaning Services, LLC	Frederick	\$50,000	0	0	\$0	Minority Owned	Meridian Management Group, Inc.
119	Move Logic, LLC	Anne Arundel	\$140,000	2	1	\$0	Minority Owned	Meridian Management Group, Inc.
120	Muna's Heart Nursing Services, Inc.	Prince George's	\$100,000	20	5	\$0	Women Owned	Meridian Management Group, Inc.
121	Nepenthe Homebrew, LLC	Baltimore County	\$150,000	2	25	\$0	Non-Minority Owned	Meridian Management Group, Inc.
122	Nsan Consulting, LLC	Prince George's	\$100,000	2	1	\$0	Minority Owned	Meridian Management Group, Inc.
123	Orcana Biotech LLC	Frederick	\$300,000	37	0	\$2,700,000	Minority Owned	Meridian Management Group, Inc.
124	Orcana Biotech LLC	Frederick	\$200,000	0	0	\$0	Minority Owned	Meridian Management Group, Inc.
125	Program Insite	Washington	\$250,000	26	2	\$2,322,250	Women Owned	Meridian Management Group, Inc.
126	Prop Prep Properties, LLC	Baltimore City	\$250,000	8	4	\$0	Minority Owned	Meridian Management Group, Inc.
127	Rising Star Homecare Services, LLC	Harford	\$75,000	10	10	\$0	Minority Owned	Meridian Management Group, Inc.
128	Rob Beverage, LLC	Prince George's	\$150,000	0	17	\$0	Minority Owned	Meridian Management Group, Inc.
129	Soaring Kite Books, LLC	Montgomery	\$10,000	0	1	\$0	Women Owned	Meridian Management Group, Inc.
130	SRB Communications	Baltimore City	\$65,000	1	7	\$0	Women Owned	Meridian Management Group, Inc.

SMALL, MINORITY, AND WOMEN-OWNED BUSINESSES INVESTMENT ACCOUNT-VIDEO LOTTERY TERMINAL (VLT)

131	SZC Logistics, Inc.	Prince George's	\$24,000	0	0	\$0	Minority Owned	Meridian Management Group, Inc.
132	The Nelson Ideation Group, LLC	Baltimore County	\$20,000	0	4	\$0	Women Owned	Meridian Management Group, Inc.
133	The Sun Studio, LLC	Cecil	\$150,000	0	7	\$0	Women Owned	Meridian Management Group, Inc.
134	Thomas & Herbert Consulting, LLC	Montgomery	\$550,000	39	27	\$0	Minority Owned	Meridian Management Group, Inc.
135	Tres C, Inc. t/a Jiffy Lube	Montgomery	\$700,000	0	25	\$0	Women Owned	Meridian Management Group, Inc.
136	Wiseman Holdings, LLC and Wiseman Funeral Home, P.A.	Prince George's	\$200,000	2	9	\$0	Women Owned	Meridian Management Group, Inc.
137	Wonder Wineaux, LLC dba VNO at the Harbor	Prince George's	\$180,000	10	0	\$0	Women Owned	Meridian Management Group, Inc.
138	B'Visioun LLC	Montgomery	\$10,000	0	1	\$0	Women Owned	Montgomery County Economic Development Corporation
139	Bennett's Coffee Company	Montgomery	\$7,500	0	1	\$7,500	Non-Minority Owned	Montgomery County Economic Development Corporation
140	Bonnemaison Inc	Baltimore County	\$25,000	0	7	\$25,000	Women Owned	Montgomery County Economic Development Corporation
141	Bottoms up Bagels, LLC	Baltimore City	\$50,000	1	2	\$50,000	Minority Owned	Montgomery County Economic Development Corporation

SMALL, MINORITY, AND WOMEN-OWNED BUSINESSES INVESTMENT ACCOUNT-VIDEO LOTTERY TERMINAL (VLT)

142	Business and Tax Solutions	Montgomery	\$5,000	0	1	\$5,000	Women Owned	Montgomery County Economic Development Corporation
143	Chaney Communications LLC	Montgomery	\$5,000	1	2	\$5,000	Women Owned	Montgomery County Economic Development Corporation
144	Elevated Strength Rehab	Montgomery	\$35,000	2	1	\$15,000	Minority Owned	Montgomery County Economic Development Corporation
145	Elite Prospects, LLC dba Parisi Speed School	Howard	\$25,000	3	0	\$25,000	Minority Owned	Montgomery County Economic Development Corporation
146	Ellis-Lopez Travel Partners Benefit LLC	Montgomery	\$48,646	1	2	\$0	Minority Owned	Montgomery County Economic Development Corporation
147	G & R Multi Services Inc.	Baltimore City	\$25,000	0	11	\$25,000	Women Owned	Montgomery County Economic Development Corporation
148	Guacamole Tex Mex LLC	Montgomery	\$50,000	5	6	\$50,000	Women Owned	Montgomery County Economic Development Corporation
149	JCM Construction, LLC	Montgomery	\$30,000	2	7	\$15,000	Minority Owned	Montgomery County Economic Development Corporation

SMALL, MINORITY, AND WOMEN-OWNED BUSINESSES INVESTMENT ACCOUNT-VIDEO LOTTERY TERMINAL (VLT)

150	Kery's LLC	Prince George's	\$75,000	0	7		Women Owned	Montgomery County Economic Development Corporation
151	Lufemo	Montgomery	\$50,000	3	8	\$50,000	Minority Owned	Montgomery County Economic Development Corporation
152	Medassage LLC	Prince George's	\$5,000	0	1	\$5,000	Women Owned	Montgomery County Economic Development Corporation
153	Mobtown Fermentation, LLC dba Wild Kombucha	Baltimore City	\$15,000	0	13	\$15,000	Minority Owned	Montgomery County Economic Development Corporation
154	Move and Still, LLC	Baltimore County	\$10,000	2	1	\$10,000	Women Owned	Montgomery County Economic Development Corporation
155	OFV Wholesale Distribution LLC	Prince George's	\$100,000	2	6	\$100,000	Women Owned	Montgomery County Economic Development Corporation
156	Premier Multi Services, LLC	Prince George's	\$10,000	0	2	\$10,000	Women Owned	Montgomery County Economic Development Corporation
157	PrettyTees, LLC	Baltimore City	\$2,500	1	1	\$2,500	Women Owned	Montgomery County Economic Development Corporation

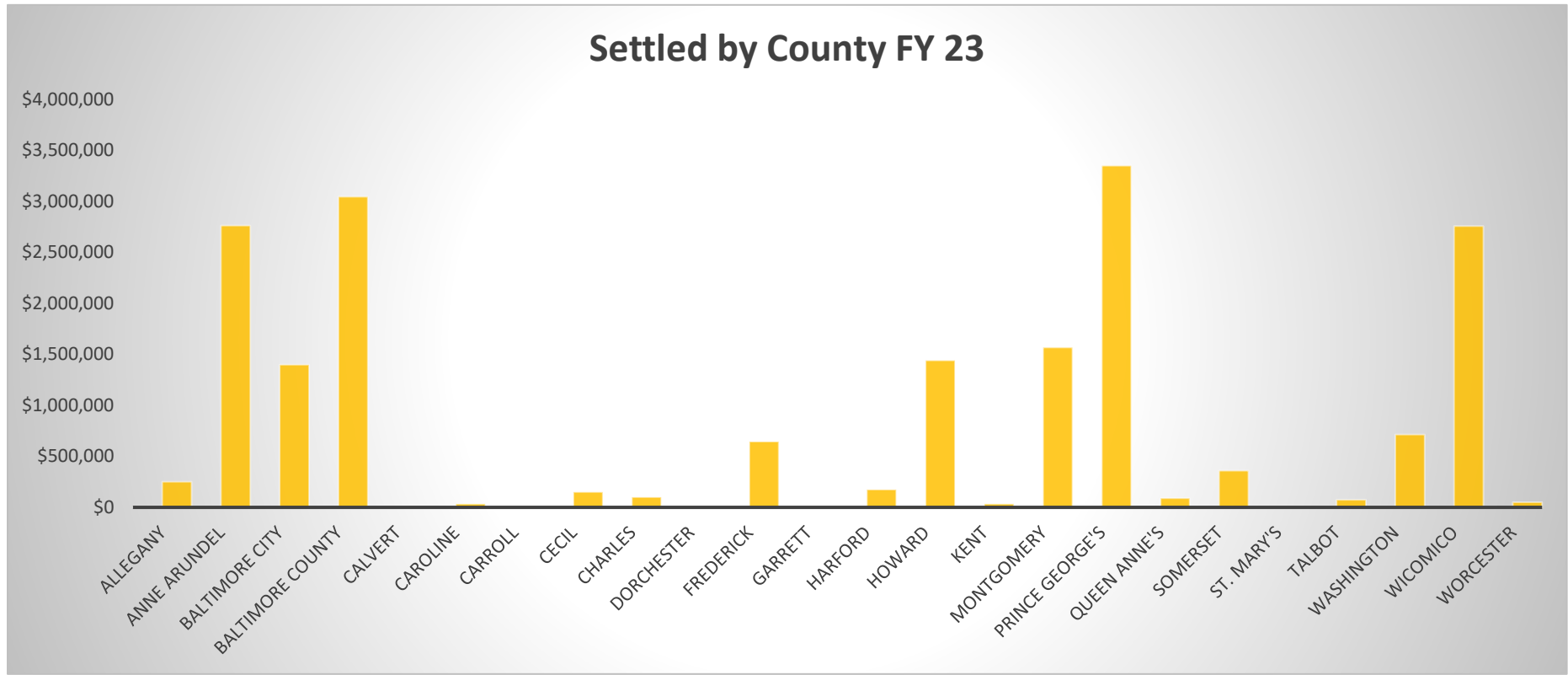
SMALL, MINORITY, AND WOMEN-OWNED BUSINESSES INVESTMENT ACCOUNT-VIDEO LOTTERY TERMINAL (VLT)

158	SH Trading and Service Inc. dba Express Gourmet	Montgomery	\$10,000	0	2	\$0	Women Owned	Montgomery County Economic Development Corporation
159	Sligo Creek Farms dba The Farms at Our House	Montgomery	\$15,000	3	5	\$15,000	Non-Minority Owned	Montgomery County Economic Development Corporation
160	Sparta Luxe LLC	Baltimore County	\$25,000	0	11	\$25,000	Minority Owned	Montgomery County Economic Development Corporation
161	Superior Designs LLC	Baltimore County	\$5,000	0	1	\$0	Minority Owned	Montgomery County Economic Development Corporation
162	Universal Logistics, LLC	Anne Arundel	\$25,000	0	8	\$88,655	Women Owned	Montgomery County Economic Development Corporation
163	BE YOU! LLC	Prince George's	\$100,000	2	2	\$0	Veteran Owned	T/A FSC First
164	Brighter Beginnings 4 Kids Inc	Prince George's	\$195,650	10	2	\$363,350	Women Owned	T/A FSC First
165	Ewell Enterprises LLC	Queen Anne's	\$90,500	3	0	\$3,700	Women Owned	T/A FSC First
166	FOREVER COMMITTED FITNESS LLC	Charles	\$101,600	2	3	\$165,040	Minority Owned	T/A FSC First
167	Fray Development, Incorporated	Prince George's	\$312,594	10	25	\$197,427	Women Owned	T/A FSC First
168	Fray Development, Incorporated	Prince George's	\$312,594	11	25	\$0	Women Owned	T/A FSC First
169	Maryland Primary Care and Wellness, LLC	Prince George's	\$250,000	6	10	\$84,000	Minority Owned	T/A FSC First
170	Mix and Mingle Inc. dba Mix and Mingle Coffee Lounge	Prince George's	\$100,000	10	3	\$150,000	Women Owned	T/A FSC First
171	Mulan Dumpling LLC	Prince George's	\$100,000	25	2	\$155,900	Women Owned	T/A FSC First
172	Pro Spex, Inc	Prince George's	\$200,000	3	6	\$0	Women Owned	T/A FSC First

SMALL, MINORITY, AND WOMEN-OWNED BUSINESSES INVESTMENT ACCOUNT-VIDEO LOTTERY TERMINAL (VLT)

173	Sankofa Health, LLC LLC	Prince George's	\$180,000	6	5	\$0	Women Owned	T/A FSC First
174	Speigner Holdings LLC	Prince George's	\$500,000	25	48	\$4,150,783	Minority Owned	T/A FSC First
175	TEP Consulting LLC dba Dumas Rum	Prince George's	\$125,000	2	2	\$34,992	Women Owned	T/A FSC First
176	V&B Ventures, Inc.	Prince George's	\$448,534	184	56	\$55,244	Non-Minority Owned	T/A FSC First
177	Blanford Chiropractic Services	Washington	\$219,000	3	0	\$72,000	Veteran Owned	Tri-County Council for Western Maryland
178	ECPMD Properties, LLC	Washington	\$105,000	2	6	\$613,126	Non-Minority Owned	Tri-County Council for Western Maryland
	178		\$23,870,085	947	1191	\$21,827,164		

FY 23 COUNTY DISTRIBUTION OF SETTLED VLT TRANSACTIONS



Since Inception Manufacturing, Food Service and Retail have been the dominate industries assisted.

