



**GOVERNOR'S OFFICE OF  
CRIME PREVENTION, YOUTH,  
AND VICTIM SERVICES**

**Juveniles Charged as Adults in Maryland  
(1/1/2020 - 6/30/2020)**

*CP § 10-219(b)(6); EX ORD 01.01.2020.02/Ch. 11, 2020*

**Larry Hogan**  
Governor

**Boyd K. Rutherford**  
Lt. Governor

**V. Glenn Fueston, Jr.**  
Executive Director

Governor's Office of Crime Prevention, Youth, and Victim Services

Submitted by:  
Governor's Office of Crime Prevention, Youth, and Victim Services

Contact: Anthony Baranauskas  
410-697-9382 | [Anthony.Baranauskas@Maryland.gov](mailto:Anthony.Baranauskas@Maryland.gov)

January 8, 2021  
MSAR #12656

# Table of Contents

<b>Table of Contents</b>	<b>2</b>
<b>Introduction</b>	<b>3</b>
<b>Juveniles Charged as Adults</b>	<b>3</b>
Demographics	4
Jurisdiction	4
Offense Type	6
Trends	7
<b>Conclusion</b>	<b>8</b>

## Introduction

Chapter 252 of 2002 (House Bill 943), *Juvenile Justice - Criminal History Record Information - Dissemination*, required the Criminal Justice Information System Central Repository (CJIS) to report information to the Maryland Justice Analysis Center on data pertaining to juveniles charged as adults in Maryland.<sup>1</sup> Chapter 252 of 2002 also required CJIS to report the gender, race, and age of each juvenile charged as an adult. Furthermore, it required the Maryland Justice Analysis Center to report to the Governor and the General Assembly by June 30 and December 31 of each year, on the results of its research, evaluation, and statistical analysis on this matter. In 2007, the Maryland Justice Analysis Center moved to the Governor's Office of Crime Prevention, Youth, and Victim Services (previously known as the Governor's Office of Crime Control and Prevention<sup>2</sup>) and was renamed the Maryland Statistical Analysis Center (Center). Given this change, and pursuant to § 10-219(b)(6) of the Criminal Procedure Article, the Center shall submit the semi-annual reports to the Governor and the General Assembly.

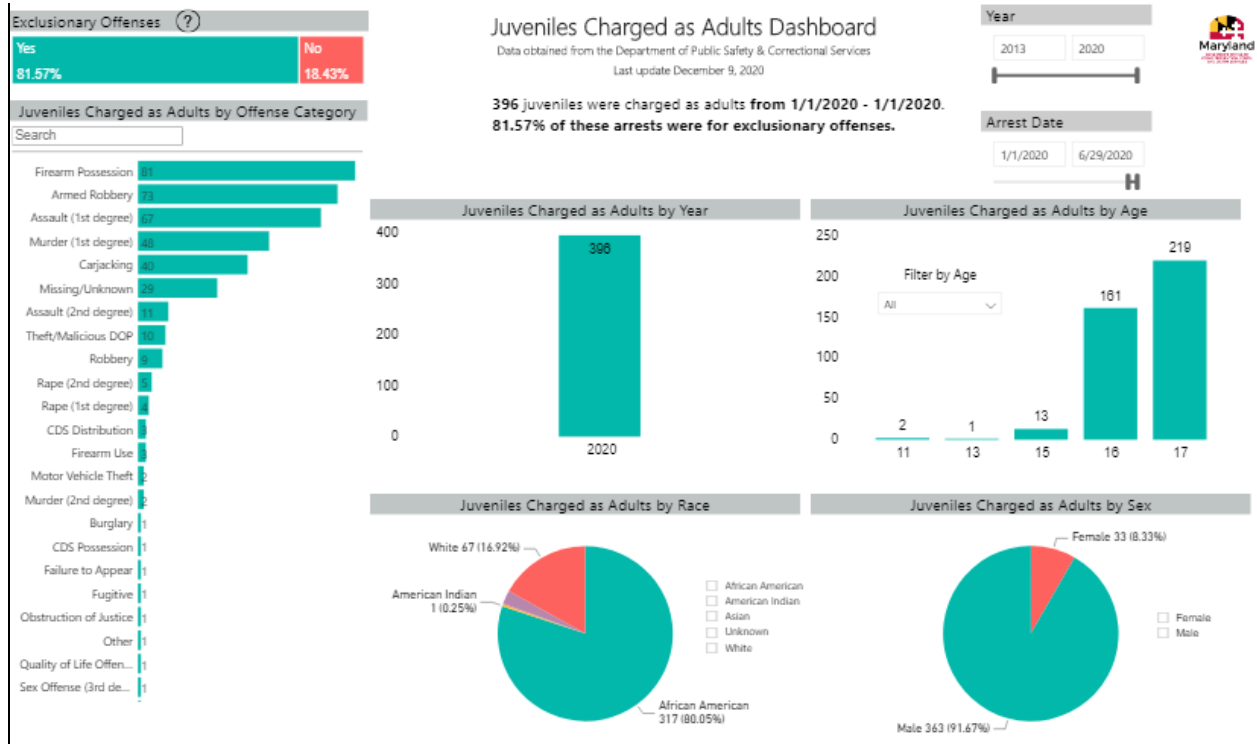
## Juveniles Charged as Adults

In accordance with § 10-219(b)(6) of the Criminal Procedure Article, this *Juveniles Charged as Adults* report provides specific information on juveniles charged as adults in Maryland between January 1, 2020 and June 30, 2020. As illustrated on the following page, the *Juveniles Charged as Adults Dashboard* includes aggregate data from CJIS.

---

<sup>1</sup> Maryland General Assembly. (2002). [Chapter 252 of 2002 \(House Bill 9443\). Juvenile Justice - Criminal History Record Information - Dissemination.](#)

<sup>2</sup> Maryland General Assembly. (2020). [Chapter 11. Acts of 2020.](#) In March 2020, the Governor's Office of Crime Control and Prevention was renamed the Governor's Office of Crime Prevention, Youth, and Victim Services.



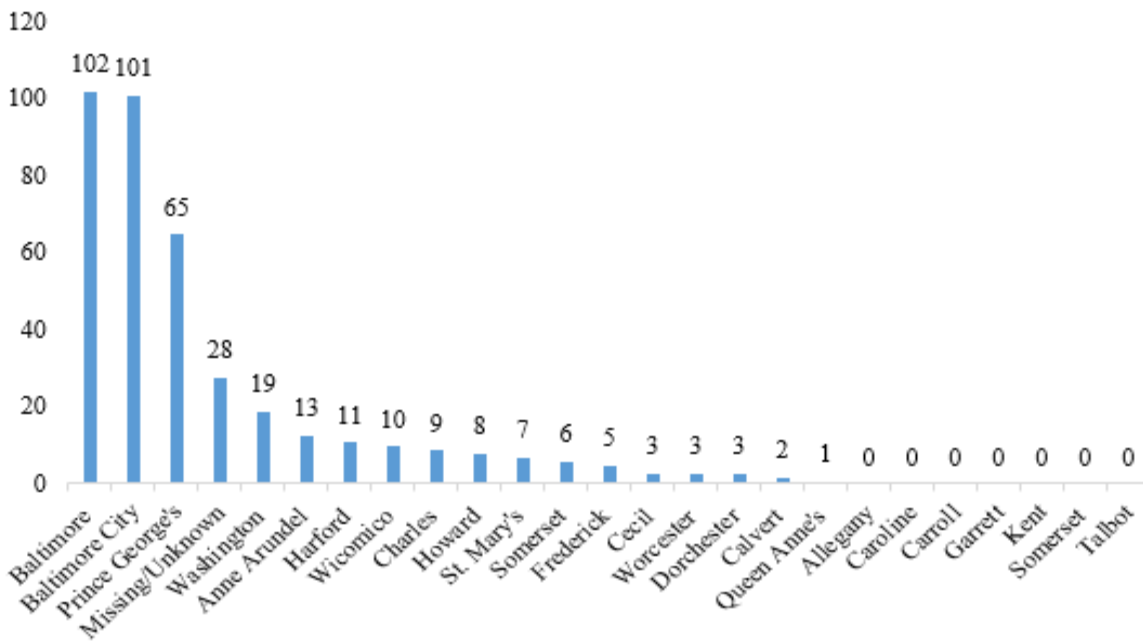
## Demographics

Between January 1, 2020 and June 30, 2020, a total of 396 juveniles were charged as adults in Maryland. The vast majority were male (92%) and between the age of 16 and 17 years old (96%). Most juveniles charged as adults were African American (80%), followed by White (17%) and unknown race (2.5%). Less than 1% of the juveniles were American Indian or Asian. Please see the depiction above.

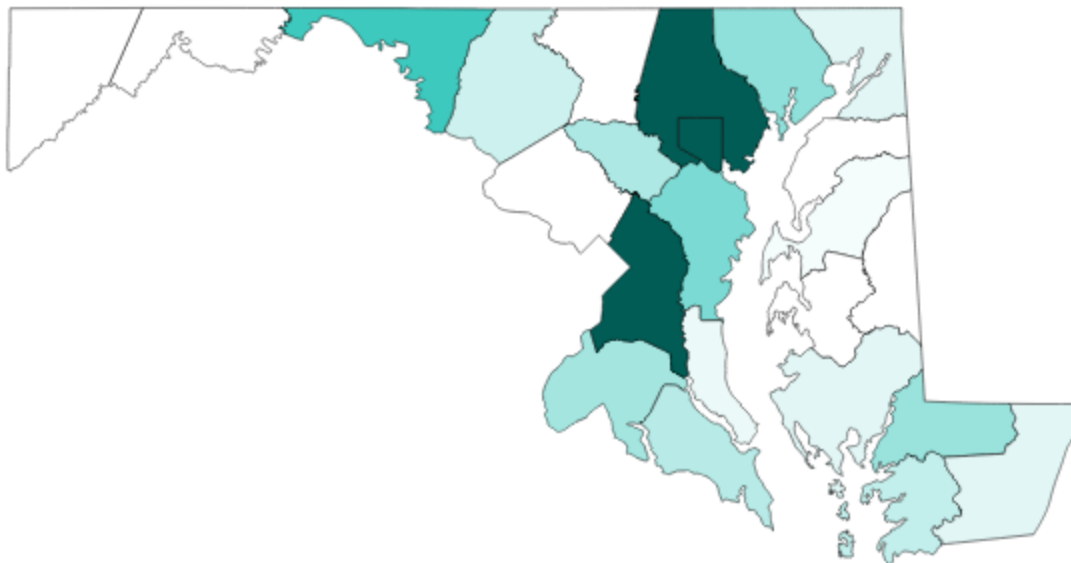
## Jurisdiction

As shown below, **Chart 1. Juveniles Charged as Adults by Jurisdiction** and **Map 1. Number of Juveniles Charged as Adults by Jurisdiction** illustrates the number of juveniles charged per jurisdiction. The highest number of juveniles charged as adults, between January 1, 2020 and June 30, 2020, occurred within five jurisdictions: Baltimore County (n = 102), Baltimore City (n = 101), Prince George's County (n = 65), Washington County (n = 19), and Anne Arundel County (n = 13). Twenty-eight arrests also occurred in which the jurisdiction field was missing and, as a result, were coded as unknown.

**Chart 1. Juveniles Charged as Adults by Jurisdiction  
(1/1 - 6/30/2020)**



**Map 1. Number of Juveniles Charged as Adults by Jurisdiction (1/1 - 6/30/2020)**



## Offense Type

Maryland law provides that juveniles who commit certain offenses must be charged as adults. These exclusionary offenses include the following:

<i>Juveniles 14 Years and Older</i>	<i>Juveniles 16 Years and Older</i>
<ul style="list-style-type: none"> <li>● First degree murder</li> <li>● First degree rape</li> <li>● First degree sex offense</li> <li>● Any attempts or conspiracies to commit the above offenses</li> </ul>	<p><u>Serious Violent Offenses</u></p> <ul style="list-style-type: none"> <li>● Abduction</li> <li>● Kidnapping</li> <li>● Second degree murder (and attempted)</li> <li>● Manslaughter (except involuntary)</li> <li>● Second degree rape (and attempted)</li> <li>● Second degree sex offense (and attempted)</li> <li>● Third degree sex offense (and attempted)</li> <li>● Armed robbery (and attempted)</li> <li>● Carjacking or armed carjacking</li> <li>● First degree assault</li> </ul>
	<p><u>Firearms Offenses</u></p> <ul style="list-style-type: none"> <li>● Wear, carry, or transport handgun</li> <li>● Use of a handgun or antique firearm in the commission of a crime, use of a machine gun in a crime of violence</li> <li>● Use of a machine gun for aggressive purposes</li> <li>● Possession of unregistered short-barreled shotgun or short-barreled rifle</li> <li>● Restrictions on possession of a regulated firearm</li> <li>● Restrictions on sale, rental, or transfer of a regulated firearm</li> <li>● Sale, transfer, or disposal of stolen regulated firearm</li> </ul>

As illustrated above in the *Juveniles Charged as Adults Dashboard*, over 81% of juveniles, that were charged as adults during the first half of the 2020 calendar year, were charged with exclusionary offenses that prohibited them from being charged in a juvenile court. Handgun possession, armed robbery, and first degree assault were the most common exclusionary offenses.

As shown in *Table 1. Juveniles Charged with Exclusionary Offenses by Race*, there was a difference between African American (83%) and White (73%) juveniles on the number of exclusionary offense arrests. *Table 2. Juveniles Charged with Exclusionary Offenses by Gender* indicates no difference between male and female juveniles who were charged with exclusionary offenses.

<b>Table 1. Juveniles Charged with Exclusionary Offenses by Race</b>		
<b>Race</b>	<b>Frequency</b>	<b>Percent</b>
African American	263 of 317	83.0%
American Indian	1 of 1	100.0%
Asian	1 of 1	100.0%
White	49 of 67	73.1%
Unknown	9 of 10	90.0%
<b>Total</b>	<b>323 of 396</b>	<b>81.6%</b>

<b>Table 2. Juveniles Charged with Exclusionary Offenses by Gender</b>		
<b>Gender</b>	<b>Frequency</b>	<b>Percent</b>
Males	295 of 363	81.3%
Females	28 of 33	84.8%
<b>Total</b>	<b>323 of 396</b>	<b>81.6%</b>

As shown below, *Table 3. Juveniles Charged with Exclusionary Offenses* illustrates the percentage of all juveniles, within the top five jurisdictions, who were charged with an exclusionary offense.

<b>Table 3. Juveniles Charged with Exclusionary Offenses (top 5 Jurisdictions)</b>		
<b>County</b>	<b>Frequency</b>	<b>Percent</b>
Baltimore County	85 of 102	83.3%
Baltimore City	84 of 101	83.2%
Prince George's County	56 of 65	86.2%
Washington County	9 of 19	47.4%
Anne Arundel County	10 of 13	76.9%

## Trends

As indicated in *Table 4. Juveniles Charged as Adults Statistics by Year*, the number of juveniles charged as adults decreased by 52%, between 2013 to 2017, and then increased by 35% in 2018 and another 3% in 2019. The percentage of juveniles charged with exclusionary offenses also increased from 63% of all arrests in 2013, to nearly 82% of all offenses during the first half of 2020. In addition, there was little variation in the demographic make-up of these juveniles over the same period.

<b>Table 4. Juveniles Charged as Adults Statistics by Year (2013 - 2020 YTD)</b>								
<b>Year</b>	<b>2013</b>	<b>2014</b>	<b>2015</b>	<b>2016</b>	<b>2017</b>	<b>2018</b>	<b>2019</b>	<b>2020 YTD</b>
Total juveniles charged as adults	1,418	1,521	798	756	683	919	949	396
% Black	80.0%	82.2%	80.6%	78.6%	78.8%	78.8%	80.7%	80.1%
% White	19.1%	15.9%	17.4%	19.6%	19.3%	19.3%	16.9%	16.9%
% Male	90.1%	91.8%	90.5%	91.9%	92.2%	91.2%	89.9%	91.7%
% Under 16	5.2%	3.6%	4.4%	3.0%	5.4%	4.6%	4.8%	4.0%
Charged with exclusionary offenses	62.8%	70.4%	80.0%	78.8%	79.0%	79.3%	79.2%	81.6%

## **Conclusion**

Pursuant to § 10-219(b)(6) of the Criminal Procedure Article, the Center will continue to receive data from CJIS on juveniles charged as adults and will submit semi-annual reports to the Governor and the General Assembly as it relates to the results of its research, evaluation, and statistical analysis on this matter.