

2015

Annual Low-Level Radioactive Waste Program Report

**to the
Pennsylvania General Assembly and the
Appalachian Compact Commission**



pennsylvania
DEPARTMENT OF ENVIRONMENTAL
PROTECTION

**Commonwealth of Pennsylvania
Bureau of Radiation Protection**

MESSAGE FROM THE SECRETARY

In 1980, the U.S. Congress enacted the Low-Level Radioactive Waste Policy Act. It made each state responsible for the disposal of such waste generated within its borders and encouraged states to enter into compacts with each other.

The Pennsylvania General Assembly responded to the federal act by enacting the Appalachian States Low-Level Waste Compact Act of 1985 (Act 1985-120). The Act permits Pennsylvania to establish a regional disposal site for the Appalachian Compact states of Delaware, Maryland, West Virginia, and Pennsylvania. Pennsylvania was selected as the initial host state because it generates the largest amount of low-level radioactive waste (LLRW) within the Appalachian Compact.

Since the Act was passed, the factors that drove the need for such a facility have changed dramatically. In December 1998, the Department of Environmental Protection (DEP) announced the suspension of efforts to site a LLRW facility in Pennsylvania. There is currently disposal capacity for LLRW at two out-of-state facilities.

While Pennsylvania suspended the siting process, it maintains the ability to restart it should circumstances again change. The work done under the state's voluntary siting and technical screening process would provide a solid foundation for future work if necessary.

To help assure the public that LLRW is disposed of properly, the Pennsylvania DEP's Bureau of Radiation Protection collects disposal data from the LLRW generators as well as from the U.S. Department of Energy's (DOE) national LLRW database and the Energy Solutions disposal facility in Clive, Utah, and the Waste Control Specialists disposal facility in Andrews, Texas. The data is compiled and reported in this, the *Annual Low-Level Radioactive Waste Program Report to the Pennsylvania General Assembly and the Appalachian Compact Commission*. This report contains the LLRW generation data for calendar year 2015.

Sincerely,

A handwritten signature in black ink, appearing to read "Patrick McDonnell". The signature is fluid and cursive, with a large initial "P" and "M".

Patrick McDonnell
Acting Secretary

TABLE OF CONTENTS

Chapter	Page
1. INTRODUCTION.....	1
2. APPALACHIAN STATES COMPACT ACTIVITIES.....	2
3. WASTE QUANTITIES GENERATED.....	5
4. FINANCIAL STATISTICS.....	7
APPENDIX A.....	8
• Appalachian Compact LLRW Disposers by State and County for 2015	
• Toxicity Table of Individual Radionuclides	
APPENDIX B.....	13
Appalachian Compact 2015 Disposed LLRW Tables and Charts	
APPENDIX C.....	18
Discussion of Low-Level Radioactive Waste Trends in the Appalachian Compact	
APPENDIX D.....	22
Appalachian States Low-Level Radioactive Waste Commission Financial Statements	
GLOSSARY OF COMMON RADIOACTIVE WASTE TERMS.....	36

LIST OF TABLES AND CHARTS

Tables		Page
2-1	Low-Level Radioactive Waste Program Information Depositories	4
4-1	Pennsylvania and Appalachian Compact Commission Expenditures	7
A-1	Appalachian Compact LLRW Disposers by State and County for 2015.....	9
A-2	Toxicity Table of Individual Radionuclides	12
B-1	Appalachian Compact 2015 Disposed LLRW Volume by State and Facility Type.....	14
B-2	Appalachian Compact 2015 Disposed LLRW Activity by State and Facility Type	15
B-3	Appalachian Compact 2015 LLRW Isotopes Sorted by Isotope.....	16
C-1	Appalachian Compact Disposed LLRW Volume from 1996-2015	20
C-2	Appalachian Compact Disposed LLRW Activity from 1996-2015.....	21
 Charts		
B-1	Appalachian Compact 2015 Disposed LLRW Volume by State and Facility Type.....	14
B-2	Appalachian Compact 2015 Disposed LLRW Activity by State and Facility Type	15
B-4	Appalachian Compact 2015 Percent Disposed LLRW Volume and Activity by Disposal Site	17
C-1	Appalachian Compact States LLRW Volume from 1996-2015.....	20
C-2	Appalachian Compact States LLRW Activity from 1996-2015	21

CHAPTER 1

INTRODUCTION

This report is prepared for submission to the Pennsylvania General Assembly and the Appalachian Compact Commission (Commission). Its purpose is to fulfill the statutory requirements contained in Section 901 of the Pennsylvania Low-Level Radioactive Waste (LLRW) Disposal Act (1988-12) and Article 2 of the Act (1985-120).

Similar to the 2014 report, this report contains disposal information for Class B wastes from the Appalachian Compact (Compact). In addition, there is a small amount of Class C LLRW disposed from the Appalachian Compact generators. The opening of the Waste Control Specialists (WCS) disposal facility in Andrews, Texas, to LLRW generators outside of the Texas LLRW Disposal Compact (member states are Texas and Vermont) in 2013 allows for Class B and Class C LLRW waste disposal from the Appalachian Compact generators.

Chapter 2 of this report contains activities of the Commission as well as the host state of Pennsylvania.

Chapter 3 contains a discussion of LLRW quantities generated in Pennsylvania and the Compact, waste minimization, and toxicity of LLRW.

Chapter 4 contains the financial statistics and expenditures for Pennsylvania (calendar year 2015) and the Commission (fiscal year 2014-2015), and a list of LLRW generators in the Compact for 2015.

Appendix A includes information on volume, curie content, waste class, radionuclides and waste toxicity of LLRW generated. The information was obtained from the EnergySolutions facility in Clive, Utah; the Waste Control Specialist's site in Andrews, Texas; and the Department of Energy (DOE)'s national database contained in the Manifest Information Management System (MIMS).

Appendix B contains pertinent LLRW disposal tables and charts for Pennsylvania and the other member states of the Compact - Delaware, Maryland, and West Virginia.

Appendix C provides statistics related to volume and activity trends of LLRW during 1996 through 2015.

Appendix D includes the independent auditors' report of the Commission's financial accounts for fiscal year 2014-15.

CHAPTER 2

APPALACHIAN STATES COMPACT ACTIVITIES

The Commission was established under a compact entered into by Delaware, Maryland, West Virginia, and Pennsylvania. The U.S. Congress consented to the Compact in May 1988. The primary purpose of the Compact is to provide for the regional management and disposal of LLRW as required by the federal Low-Level Radioactive Waste Policy Act of 1980, as amended. Pennsylvania was designated as the initial host state to provide a site for a regional facility because it generates more LLRW than the other Compact members. Other important duties of the host state are to:

- Ensure, consistent with applicable state and federal law, the protection and preservation of public health, safety and environmental quality in the siting, design, development, licensing, operation, closure, decommissioning, and long-term care for the institutional control period of the facility within the state.
- Prohibit the use of any shallow land burial and develop alternative means for treatment, storage, and disposal of LLRW.
- Establish requirements in law for financial responsibility. These requirements include purchase and maintenance of adequate insurance by generators, brokers, carriers, and regional facility operators and establish a long-term care fund to pay for preventative or corrective measures at the regional facility.
- Ensure that charges for disposal of LLRW at the regional facility are sufficient to fully fund the safe disposal and perpetual care of the regional facility, and that charges are assessed without discrimination based on the state of origin.
- Ensure and maintain a manifest system that documents all waste-related activities of generators, brokers and carriers, and establish the chain of custody of waste from its initial generation to the end of its hazardous life.

Summary of the Host State Activities for Calendar Year 2015

The Department of Environmental Protection (department) continued to perform the administrative responsibilities and duties of the Commission. The Commission's powers and duties are specified in the Appalachian States LLRW Compact Act of 1985 (Act 1985-120).

In April, a representative from the LLRW program represented the department at the Low-Level Waste Forum (Forum) meeting in Alexandria, Virginia, as one of the Forum directors and a member of the Executive Committee. The Forum was established to facilitate state and compact implementation of the LLRW Policy Act and to promote the objectives of LLRW regional compacts. The department continued to monitor the generation of LLRW in Pennsylvania and has significantly reduced the regulated community's administrative LLRW reporting requirements by obtaining the appropriate disposal information directly from the national MIMS database.

In October, the department held the annual meeting of the LLRW Committee (LLWAC). The primary purpose of the meeting was to discuss regional and national issues and recent developments pertaining to disposal of LLRW. Department staff also provided an overview of the department's comprehensive study on oil and gas operations in Pennsylvania (TENORM Study).

A representative from the LLRW program represented the department at the LLW Forum meeting in Chicago, Illinois, as one of the Forum directors and a member of the Executive Committee. A department representative also attended a meeting of the Forum's Disused Sources Working Group (DSWG).

In November, the department's LLRW program staff coordinated and attended the 2015 annual meeting of the Commission meeting in Harrisburg.

A representative from the department continued to serve on the Forum's DSWG. At the request of the National Nuclear Security Administration (NNSA), the Forum formed the DSWG to solicit input from a broad range of stakeholders and to prepare a report. The DSWG is currently working on implementing the recommendations contained in the report. In 2015, the DSWG met with the representatives from the Nuclear Regulatory Commission (NRC) and the Nuclear Energy Institute. The DSWG also participated in several regional workshops and national conferences to provide an overview of the working group's mission and to raise awareness about proper management and disposition of disused radioactive sealed sources that pose a threat to national security.

A representative from the department's LLRW program continued to serve on the Forum's Working Group on the 10 CFR Part 61 proposed rulemaking. The Working Group provided extensive comments to the NRC regarding the agency's proposed approach to revising LLRW regulations in Part 61.

Summary of Commission's Activities for Fiscal Year 2014-2015

In July 2014, the Commission's Independent Auditor, Greenawalt & Company, P.C., conducted its annual audit of the Commission's financial statements for fiscal year (FY) 2013-14. The audit did not identify any instances of non-compliance that are required to be reported under the Government Auditing Standards.

In October 2014, a representative of the Commission attended the Forum meeting in Denver, Colorado.

In November 2014, the Commission held its annual meeting in Harrisburg. At this meeting, the Commission elected its chairman and vice-chairman, reviewed the audit report of the Commission's financial statements for FY 2013-14, reviewed and discussed the recent national developments involving LLRW management and disposal, reviewed the LLRW generation report for the Compact, approved a proposed budget for FY2015-16, and reviewed recent NRC Low-Level Waste Program activities.

In April 2015, a representative from the Commission attended the Forum meeting in Alexandria, Virginia.

The Commission continued to monitor the generation of LLRW in the Compact and continued to review and assess the national developments, including the activities of the NRC, for any potential impact on management and disposal of LLRW in the Compact.

Public Information Depositories

An information depository exists in four of the department regional offices and the State Library in Harrisburg. These locations serve as depositories where interested parties may review information on the LLRW program. A complete list of the LLRW program information depositories is provided in Table 2-1.

Please call 1-800-232-2786 (within PA) or visit the department's website listed on the back cover of this report for more information.

TABLE 2-1

LOW-LEVEL RADIOACTIVE WASTE PROGRAM INFORMATION DEPOSITORIES

The following Commonwealth offices were supplied with copies of the department's LLRW literature. Please call 1-800-232-2786 for information or visit the department's website listed on the back cover of this report for assistance in locating LLRW materials.

DEP Regional Offices and the State Library

Northwest Regional Office
230 Chestnut St.
Meadville, PA 16335-3481
(814) 332-6945

Southeast Regional Office
2 E. Main St.
Norristown, PA 19401
(484) 250-5900

Southcentral Regional Office
909 Elmerton Ave.
Harrisburg, PA 17110-8200
(717) 705-4700

Southwest Regional Office
400 Waterfront Drive
Pittsburgh, PA 15222-4745
(412) 442-4000

Mailing Address:

Bureau of State Library
333 Market St.
Harrisburg, PA 17126
(717) 787-3273

CHAPTER 3

WASTE QUANTITIES GENERATED

Radioactive waste is radioactive material judged by the licensee as being no longer useful for its intended purpose. Radioactive waste can also be legacy waste resulting from past contamination of a facility. This legacy waste enters the waste stream after a facility is decontaminated. Radioactive waste can be generally categorized as high-level, low-level, by-product material, special nuclear material and transuranics or a combination of these. Radioactive waste can also be mixed with hazardous non-radioactive waste, which is generally referred to as a mixed waste.

LLRW is waste that satisfies the definition in the LLRW Policy Amendments Act (LLRWPA) of 1985. The LLRWPA defines LLRW as, "radioactive material that (A) is not high-level radioactive waste, spent nuclear fuel or byproduct material as defined in Section 11e.2 of the Atomic Energy Act of 1954 and; (B) which the NRC, consistent with existing law and in accordance with paragraph (A), classifies as low-level radioactive waste."

Any LLRW that requires disposal at a licensed facility is considered generated waste, and the institution or person that produces the waste is considered a generator. Since 1998, commercial LLRW is tabulated by date, in the MIMS system, for the date it was actually disposed of at the Barnwell or the Energy Solutions (formerly called Envirocare) LLRW disposal facilities. The LLRW disposed of at a DOE site is not included in this report.

Generators of LLRW can be categorized according to the type of operation or service they conduct. In the Compact, waste generator types are categorized as nuclear power plant (utility), medical, academic, government, or industrial.

Utilities include all the nuclear reactors that are used for generation of electricity in the Compact. Medical facilities include hospitals, clinics, and medical colleges where radioactive materials are used for medical applications. Academic facilities include universities and other institutions of higher learning that generate LLRW. Government facilities include federal, state, county and municipal operated institutions that generate LLRW. Industrial facilities may generate LLRW as part of the manufacturing process, research, waste-volume reduction, sample analysis, and facility or equipment decontamination.

Pennsylvania and Appalachian Compact LLRW Quantities

As of July 1, 2008, the Barnwell LLRW disposal site in South Carolina stopped accepting LLRW from outside of the Atlantic Compact (Connecticut, New Jersey, and South Carolina). Therefore, the LLRW generators within the Compact no longer had a disposal option for Class B and C wastes and certain types of Class A waste. Both Pennsylvania and the Commission were monitoring and tracking the generation of these types of wastes, which were stored by the LLRW generators in the Compact. As of 2014, WCS disposal facility in Andrews, Texas, has been accepting Class B and Class C LLRW from several utilities in the Compact.

Pennsylvania generators disposed of the largest volume and activity (radioactivity) of LLRW among the Compact states. Quantities and activity totals of LLRW by facility type and state for 2015 are listed in Tables and Charts B-1 and B-2.

The total volume of waste disposed of by the Compact LLRW generators in 2015 was about 109,490 cubic feet (ft³). This amount was mainly due to waste from the utility, government, and industrial categories (see Table and Chart B-1). The largest volume of LLRW disposed of was from the nuclear utility sector in the Compact. The large contribution of waste volume by the government category in 2015 is due to disposal of low-activity decontamination waste from the U.S. Army's Aberdeen Proving Grounds in Maryland. The waste generated from this site is high in volume but low in activity.

The 2015 LLRW activity from the Compact is about 4,175 curies (Ci). The greatest contribution is from the nuclear utility sector (see Table and Chart B-2). The disposal activity and volume tabulated in the aforementioned tables and charts include Class A, Class B, and a small amount of Class C LLRW.

LLRW must be classified according to 10 CFR 61.55 before it can be shipped for disposal. In 2015, except for a very small amount of Class A and Class C waste, nearly all of the LLRW disposed of at WCS

from the Compact was Class B LLRW. Almost all of the Class A waste was disposed of at the EnergySolutions site.

Table B-3 contains information on the radioactive isotopes in the LLRW disposed of from the Compact's generators in 2015. The characterization and quantification of these isotopes are generally performed several months prior to disposal. Therefore, due to the short half-life of some listed isotopes and the in-growth of some others, the actual isotopic characterization and activity will be different at the time of disposal.

Table B-4 contains information on 2015 Compact LLRW disposal volume and activity by percentage of disposal at WCS and EnergySolutions LLRW sites.

Waste Minimization

Waste minimization can be accomplished by two different methods: source reduction and volume reduction. Source reduction is achieved by process modification, materials replacement, and segregation. Volume reduction is generally achieved by compaction or incineration. Appendix C discusses volume and activity trends from 1996 to 2015.

Toxicity of Low-Level Radioactive Waste

The toxicity of LLRW is a function of its constituent radionuclides. Toxicity is based on drinking water standards and expressed in two ways, as shown in Table A-2 of Appendix A.

Toxicity is first expressed as the annual concentration in picocuries per liter (pCi/L) of beta particle and photon radioactivity in drinking water that produces an annual dose equivalent to the total body or any internal organ of no more than 4 millirems (mrem) per year.¹ For gross alpha-emitting radionuclides, excluding radon and uranium, the maximum contaminant level (MCL) in drinking water is 15 pCi/L.² For combined radium-226 and radium-228, the MCL in drinking water is 5 pCi/L.³ The second column of Table A-2 shows radionuclide concentrations in pCi/L in drinking water that would yield a risk equal to that from a dose rate of 4 mrem per year. Lower concentration quantity indicates higher toxicity.

The second mode of indicating toxicity is by comparing toxicity of each radionuclide to that of tritium (H-3) and expressing it as relative toxicity. Tritium is one of the least toxic of radionuclides and is assigned a value of 1. Relative toxicity of other radionuclides is calculated in column three of Table A-2, where higher numbers indicate higher toxicity. Radionuclides are listed without their half-lives in Table A-2; however, arrangement of radionuclides by their half-life ranges is provided in Table B-3, which is also arranged by nuclide and activity.

¹ Based on 40 CFR 141.16(a), and proposed revision to 40 CFR 141, published as Appendix C on Sept. 30, 1986, 51 FR 34859.

² 40 CFR 141.15(b)

³ 40 CFR 141.15(a)

CHAPTER 4
FINANCIAL STATISTICS

The Pennsylvania LLRW Disposal Act (1988-12) requires the annual report to include financial statistics relating to all aspects of the Compact and the regional disposal facility. This chapter includes financial information on the host state of Pennsylvania and the Commission.

Pennsylvania law, in the form of the LLRW Disposal Act and the LLRW Disposal Regional Facility Act (Act 1990-107), established funds to pay the costs of developing an LLRW disposal facility in Pennsylvania. Funds were generated from mandatory contributions by utilities in Pennsylvania and voluntary contributions from a utility in Maryland. The maximum amount of money mandated for the Regional Facility Siting Fund was about \$33 million.

Pennsylvania General Fund money was also appropriated for the LLRW program. The Acts state that funds used from the General Fund must be repaid to that fund within five years after the LLRW facility begins disposal operations. Repayments to the General Fund will be taken from surcharges on the waste during facility operation.

Expenditures of the Host State and the Appalachian Compact Commission

Table 4-1 contains the financial information of the host state, Pennsylvania, and the Commission for calendar year 2015 and fiscal year 2014-15, respectively.

TABLE 4-1

Pennsylvania and Appalachian Compact Commission Expenditures

EXPENDITURES	PENNSYLVANIA (HOST STATE) CY 2015	FY 2014-15 APPALACHIAN COMPACT COMMISSION
GRANTS	\$0.00	\$0.00
PERSONNEL	\$73,662.50	\$0.00
GENERAL EXPENSE	\$27,364.95	\$26,325.00
CONTRACTOR SERVICES	\$0.00	\$0.00
TOTAL	\$101,027.45	\$26,325.00

APPENDIX A

TABLE A-1

APPALACHIAN COMPACT LLRW DISPOSERS BY STATE AND COUNTY FOR 2015

Pennsylvania

County	Facility	Generator Type
Allegheny	Applied Health Physics	Industry
	Carnegie Mellon University - Mellon Institute	Academic
	RJ Lee	Industry
	West Penn Hospital	Medical
	Westinghouse Science & Technology Center	Industry
Beaver	First Energy Nuclear Operating Co. - Beaver Valley	Utility
Berks	Global Advanced Metals USA	Industry
Bradford	Global Tungsten And Powders Corp.	Industry
Bucks	Council Rock High School - North	Academic
Butler	II-VI, Incorporated	Industry
Centre	MPI Research, Inc.	Industry
	Pennsylvania State University	Academic
Chester	Stroud Water Research Center	Industry
Clinton	Air Parts Of Lock Haven	Industry
Columbia	USEPA Region 3-Safety Light Superfund Site	Government
Cumberland	Dickinson College	Academic
	Mechanicsburg High School	Academic
Dauphin	Exelon Corporation - TMI 1	Utility
Delaware	Lyondell Chemical	Industry
	Swarthmore College	Academic
	Villanova University	Academic
Elk	Elk County Catholic High School	Academic
Franklin	Knepper's Kleen Water	Industry
Lancaster	Franklin And Marshall College	Academic
Lawrence	Alaron Corporation	Industry
Lehigh	AERC Recycling Solutions	Industry
	Lehigh Valley Health Network	Medical
Luzerne	Talen Energy Corporation (formerly PP&L) - SSES	Utility
Military	AWS For DLA Distribution Center Susquehanna	Government
Montgomery	Bryn Mawr Hospital	Medical
	Exelon Corporation - Limerick	Utility
	Glaxo Smith Kline - Collegeville	Industry
	Glaxo Smith Kline Beecham-King Of Prussia	Industry
	Houghton International	Industry
	Janssen Research & Development	Industry
	Lionville Laboratory	Industry
	Teva Pharmaceuticals USA	Industry
	Unitech Services Group, Inc.	Industry
United Phosphorus	Industry	
Northampton	Moravian College	Academic

Philadelphia	Avid Radiopharmaceuticals	Industry
	City Of Philadelphia Water Dept.	Government
	Drexel University	Academic
	Philadelphia VA Medical Center	Government
	University Of Pennsylvania	Academic
Westmoreland	Pace Analytical Services, Inc.	Industry
	Westinghouse Electric Company, LLC - Waltz Mill	Industry
York	Exelon Corporation - Peach Bottom	Utility
	FCI USA	Industry

Delaware

County	Facility	Generator Type
New Castle	Delmarva Power And Light Company	Industry
	E.I. DuPont De Nemours & Co.	Industry
	University Of Delaware	Academic
Sussex	Beebe Medical Center	Medical

Maryland

County	Facility	Generator Type
Allegany	Western Maryland Hospital	Medical
Baltimore	Johns Hopkins Imaging - White Marsh	Medical
	Towson University	Academic
Baltimore City	Baltimore Gas & Electric Company	Industry
	Baltimore Scrap	Industry
	Gilman School	Academic
	In Vitro Technologies, Inc.	Industry
	Johns Hopkins Medical Institution	Medical
	Johns Hopkins University	Academic
	University Of Maryland - Baltimore	Medical
	Wheelabrator-Baltimore	Industry
Calvert	Exelon Corporation - Calvert Cliffs	Utility
Frederick	Clym Environmental Services, LLC	Industry
	Frederick Memorial Hospital	Medical
Howard	Ecology Services, Inc.- Columbia	Industry
Military	Department Of The Army APG	Government
	U.S. Army Medical Research Inst. Of Chem. Defense	Government
Montgomery	Bioreliance	Industry
	Dade Moeller Consulting Division	Industry
	Food And Drug Administration/CDER	Government
	Medimmune Inc.	Industry
	National Institute Of Standards And Technology	Government
	Next Day Dumpsters - Potomac	Industry

	Otsuka Maryland Medical Labs	Industry
	Teva Biopharmaceuticals USA Inc.	Industry
Prince George's	Laurel Diagnostic Imaging	Medical
	Potomac Metals Inc.- Beltsville	Industry
	Smithsonian Institution Garber Facility	Government
	University Of Maryland	Academic
Talbot	Wildlife International, Ltd.	Industry
Wicomico	Parkside High School	Academic
	Peninsula Regional Medical Center	Medical

West Virginia

County	Facility	Generator Type
Monongalia	West Virginia University	Academic

**TABLE A-2
TOXICITY TABLE OF INDIVIDUAL RADIONUCLIDES**

Radionuclides	Concentration^a (pCi/L)	Relative^b Toxicity	Radionuclides	Concentration^a (pCi/L)	Relative^b Toxicity
Tritium (H-3)	9.0E04	1.0	Europium-155	7.0E03	12.9
Americium-241	4.0E00	22,500.0	Gadolinium-153	1.0E04	9.0
Americium-23	1.5E01	6,000.0	Hafnium-181	3.0E03	30.0
Antimony-122	2.0E03	45.0	Iodine-125	1.0E03	90.0
Antimony-124	1.0E03	90.0	Iodine-129	1.0E02	900.0
Antimony-125	4.0E03	22.5	Iodine-131	7.0E02	128.6
Barium-131	7.0E03	12.9	Iodine-133	4.0E02	225.0
Barium-140	1.0E03	90.0	Iridium-192	2.0E03	45.0
Beryllium-7	1.0E05	0.9	Iron-55	1.0E04	9.0
Bismuth-207	2.0E03	45.0	Iron-59	1.0E03	90.0
Cadmium-109	5.0E02	180.0	Lanthanum-140	1.0E03	90.0
Calcium-45	2.0E03	45.0	Lead-203	1.0E04	9.0
Californium-252	1.5E01	6,000.0	Manganese-54	3.0E03	30.0
Carbon-14	3.0E03	30.0	Neptunium-237	1.5E01	6,000.0
Cerium-141	4.0E03	22.5	Nickel-59	3.0E04	3.0
Cesium-134	8.0E01	1,125.0	Nickel-63	1.0E04	9.0
Cesium-136	5.0E02	180.0	Niobium-95	5.0E03	18.0
Cesium-137	1.0E02	900.0	Phosphorus-32	7.0E02	128.6
Chlorine-36	2.0E03	45.0	Plutonium-238	1.5E01	6,000.0
Chromium-51	8.0E04	1.1	Plutonium-239	4.0E01	2,250.0
Cobalt-57	6.0E03	15.0	Plutonium-240	1.5E01	6,000.0
Cobalt-58	2.0E03	45.0	Plutonium-241	1.5E01	6,000.0
Cobalt-60	2.0E02	450.0	Plutonium-242	1.5E01	6,000.0
Curium-242	1.5E01	6,000.0	Polonium-210	1.5E01	6,000.0
Curium-243	1.5E01	6,000.0	Promethium-149	3.0E03	30.0
Curium-244	1.5E01	6,000.0	Protactinium-233	3.0E03	30.0
Europium-152	2.0E03	45.0	Radium-226	1.5E01	6,000.0
Europium-154	1.0E03	90.0	Rubidium-86	6.0E02	150.0
Ruthenium-103	4.0E03	22.5	Ruthenium-106	3.0E02	300.0
Scandium-46	2.0E03	45.0	Selenium-75	6.0E02	150.0
Silver-110M	7.0E02	128.6	Sodium-22	5.0E02	180.0
Sodium-24	4.0E03	22.5	Strontium-85	4.0E03	22.5
Strontium-89	9.0E02	100.0	Strontium-90	5.0E01	1,800.0
Sulfur-35	1.0E04	9.0	Tantalum-182	2.0E03	45.0
Technetium-99	5.0E03	18.0	Tellurium-125M	2.0E03	45.0
Thorium-228	1.5E01	6,000.0	Thorium-230	1.5E01	6,000.0
Thorium-232	1.5E01	6,000.0	Thallium-202	4.0E03	22.5
Thallium-204	2.0E03	45.0	Tin-113	4.0E03	22.5
Transuranics	1.5E01	6,000.0	Vanadium-48	2.0E03	45.0
Yttrium-90	1.0E03	90.0	Yttrium-91	1.0E03	90.0
Zinc-65	4.0E02	225.0	Zirconium-95	3.0E03	30.0

^a Concentration of beta and photon radioactivity in drinking water yielding a risk equal to that from a dose rate of 4 mrem/year (proposed revision to 40 CFR 141, 51 FR 34859, Sept. 30, 1986).

^b Toxicity of radionuclides compared to tritium, which has a value of 1.

APPENDIX B

TABLE B-1

Appalachian Compact 2015 Disposed LLRW Volume by State and Facility Type

Facility Type/State	WV	DE	MD	PA	Total
Academic	19.0	4.2	31.8	103.3	158.3
Government	0	0	13,800.9	385.0	14,185.9
Industry	0	38.3	529.4	6,145.4	6,713.1
Medical	0	2.7	91.0	7.8	101.5
Utility	0	0	3,749.8	84,581.4	88,331.2
Total	19.0	45.2	18,202.9	91,222.9	109,490.0

This data is for LLRW disposal at the Energy Solutions site in Clive, Utah, and the WCS site in Andrews, Texas. Volume is in cubic feet.

CHART B-1

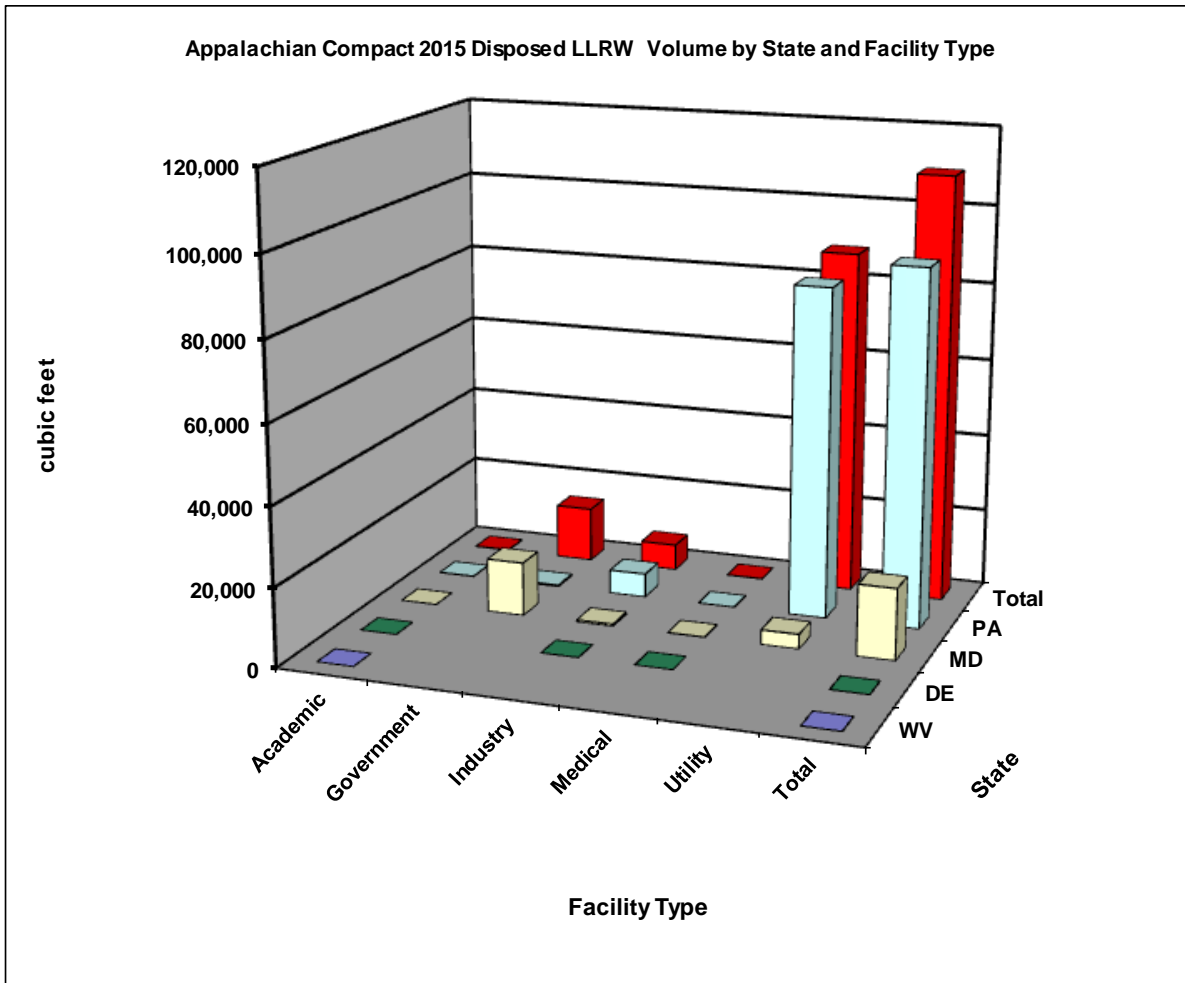


TABLE B-2

Appalachian Compact 2015 Disposed LLRW Activity by State and Facility Type

Facility Type/State	WV	DE	MD	PA	Total
Academic	0.023	0.007	0.0127	0.03	0.08
Government	0	0	0.78	12.01	12.79
Industry	0	0.0001	11.94	53.43	65.38
Medical	0	0.0004	0.19	0.02	0.21
Utility	0	0	14.90	4,081.82	4,096.72
Total	0.023	0.01	27.83	4,147.31	4,175.17

This data is for LLRW disposal at the Energy Solutions site in Clive, Utah, and the WCS site in Andrews, Texas. Activity is in curies.

CHART B-2

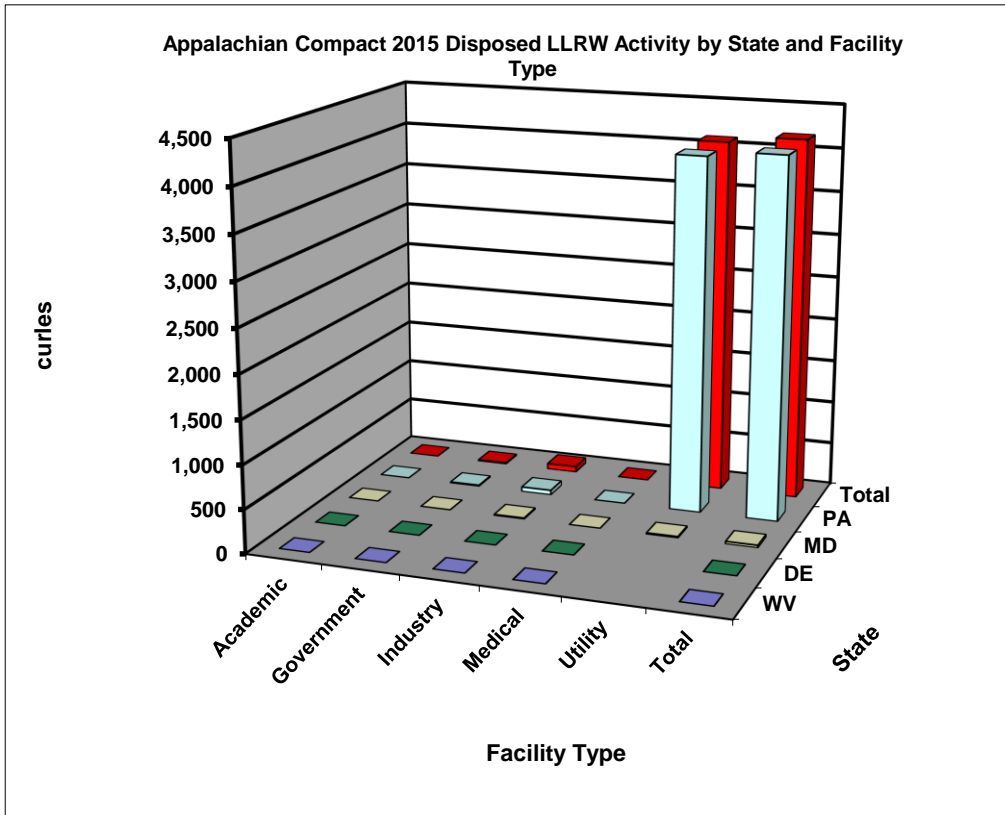
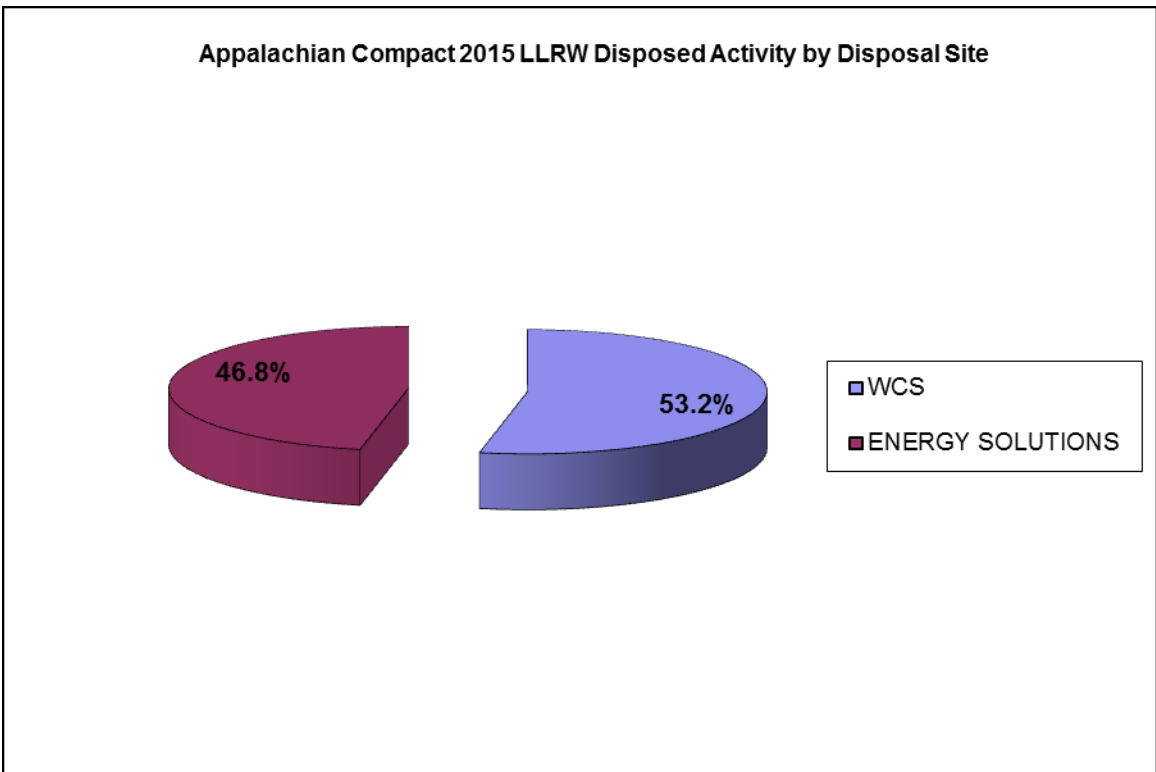
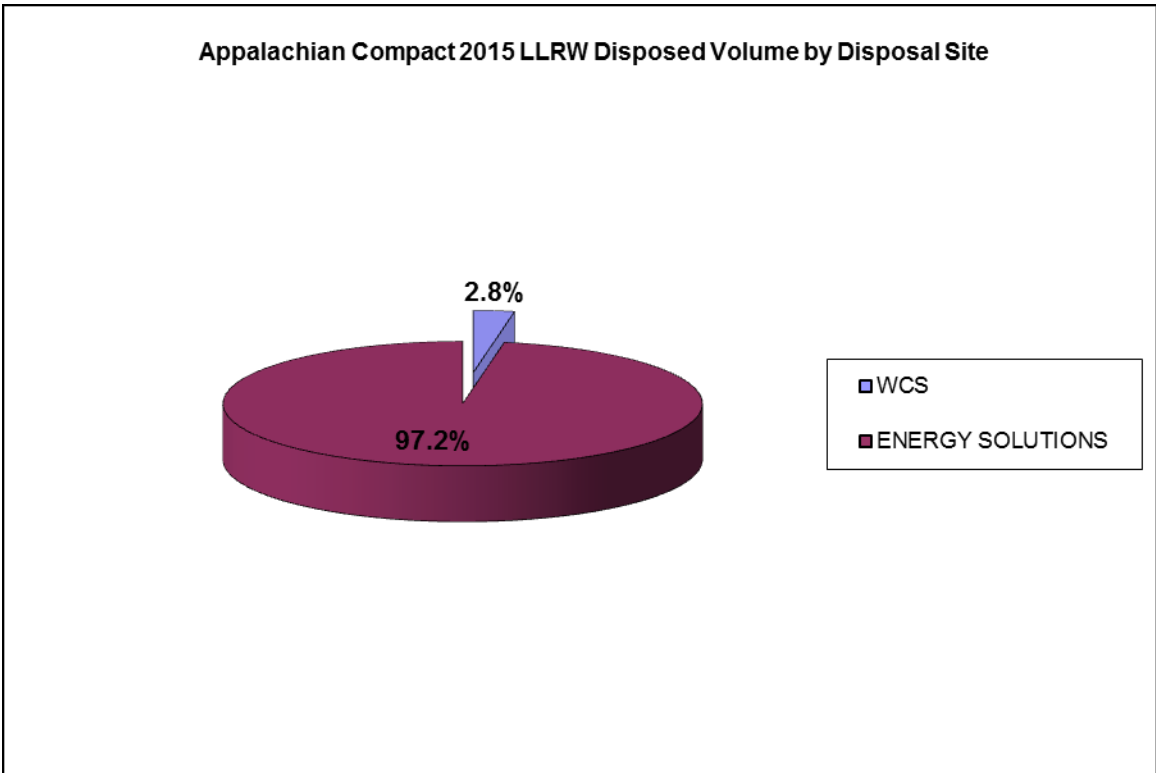


TABLE B-3: Appalachian Compact 2015 LLRW Isotopes Sorted by Isotope

Isotope	Element	Half-life Yr.	Curies	Isotope	Element	Half-life Yr.	Curies
Ag-108	silver	4.5061E-06	0.00034	Nb-95	niobium	9.5989E-02	1.607514
Ag-108m	silver	1.2700E+02	0.004681	Ni-59	nickel	7.5000E+04	2.561258
Ag-110	silver	7.7858E-07	0.000779	Ni-63	nickel	1.0010E+02	591.911151
Ag-110m	silver	6.8405E-01	0.299023	Np-237	neptunium	2.1400E+06	< 0.000001
Am-241	americium	4.3220E+02	0.0109	P-32	phosphorus	3.9124E-02	0.000116
Ar-39	argon	2.6900E+02	< 0.000001	P-33	phosphorus	6.9542E-02	0.00026
Ba-133	barium	1.0500E+01	0.005576	Pb-210	lead	2.2260E+01	0.000321
Ba-140	barium	3.5015E-02	< 0.000001	Pm-147	promethium	2.6234E+00	0.182969
Be-7	beryllium	1.4631E-01	0.001715	Po-210	polonium	3.7887E-01	0.000002
C-14	carbon	5.7300E+03	5.89212	Pt-193	platinum	5.0000E+01	< 0.000001
Ca-45	calcium	4.4545E-01	0.010451	Pu-238	plutonium	8.7750E+01	0.010568
Cd-109	cadmium	1.2704E+00	0.604136	Pu-239	plutonium	2.4131E+04	0.004462
Ce-139	cerium	3.7689E-01	0.00413	Pu-240	plutonium	6.5370E+03	0.000495
Ce-141	cerium	8.8981E-02	0.00419	Pu-241	plutonium	1.4400E+01	0.970306
Ce-144	cerium	7.7837E-01	5.665847	Pu-242	plutonium	3.7580E+05	< 0.000001
Cf-252	californium	2.6390E+00	< 0.000001	Ra-226	radium	1.6000E+03	0.037472
Cl-36	chlorine	3.0100E+05	0.000008	Ra-228	radium	5.7500E+00	0.00004
Cm-242	curium	4.4682E-01	0.001218	Rb-83	rubidium	2.3600E-01	< 0.000001
Cm-243	curium	2.8500E+01	0.000647	Ru-103	ruthenium	1.0773E-01	0.005152
Cm-244	curium	1.8110E+01	0.008735	Ru-106	ruthenium	1.0081E+00	0.001458
Co-56	cobalt	2.1563E-01	< 0.000001	S-35	sulfur	2.3940E-01	0.000069
Co-57	cobalt	7.4169E-01	0.639878	Sb-122	antimony	7.3922E-03	< 0.000001
Co-58	cobalt	1.9384E-01	34.819025	Sb-124	antimony	1.6482E-01	0.022929
Co-60	cobalt	5.2710E+00	1867.307964	Sb-125	antimony	2.7700E+00	0.755174
Cr-51	chromium	7.5850E-02	6.663235	Sc-46	scandium	2.2943E-01	< 0.000001
Cs-134	cesium	2.0620E+00	15.383168	Sm-151	samarium	9.0000E+01	< 0.000001
Cs-137	cesium	3.0170E+01	117.021828	Sn-113	tin	3.1513E-01	0.009345
Cu-64	copper	1.4489E-03	< 0.000001	Sr-82	strontium	6.8447E-02	0.00092
Eu-152	europium	1.3600E+01	0.056544	Sr-85	strontium	1.7752E-01	0.000017
Eu-154	europium	8.8000E+00	0.031646	Sr-89	strontium	1.3840E-01	0.009019
Eu-155	europium	4.9600E+00	0.000935	Sr-90	strontium	2.8600E+01	4.961903
Fe-55	iron	2.7000E+00	1386.877424	Ta-182	tantalum	3.1414E-01	0.014144
Fe-59	iron	1.2219E-01	0.461781	Tc-99	technetium	2.1300E+05	0.278452
Gd-153	gadolinium	6.6147E-01	0.02731	Te-123m	tellurium	3.2772E-01	< 0.000001
Ge-68	germanium	7.8850E-01	0.001048	Te-125m	tellurium	1.5880E-01	< 0.000001
H-3	tritium	1.2280E+01	15.917027	Th-228	thorium	1.9132E+00	0.000253
Hf-181	hafnium	1.1606E-01	0.016233	Th-229	thorium	7.3400E+03	0.0021
Ho-166m	holmium	1.2000E+03	< 0.000001	Th-230	thorium	7.7000E+04	0.00156
I-125	iodine	1.6466E-01	0.121987	Th-232	thorium	1.4050E+10	0.097014
I-129	iodine	1.5700E+07	0.004112	Th-NAT	natural thorium	1.4050E+10	0.003031
I-131	iodine	2.2012E-02	0.000891	Ti-44	titanium	4.7300E+01	< 0.000001
Ir-192	iridium	2.0266E-01	0.00005	Tl-204	thallium	3.7790E+00	0.000203
K-40	potassium	1.2770E+09	0.006695	U-233	uranium	1.5920E+05	0.000193
Kr-85	krypton	1.0720E+01	0.00416	U-234	uranium	2.4450E+05	0.000131
La-140	lanthanum	4.5882E-03	0.000039	U-235	uranium	7.0380E+08	0.000012
Mn-52	manganese	1.5307E-02	< 0.000001	U-236	uranium	3.4150E+06	< 0.000001
Mn-53	manganese	3.7000E+06	< 0.000001	U-238	uranium	4.4680E+09	0.00016
Mn-54	manganese	8.5613E-01	50.69018	U-DEP	depleted uranium	4.4680E+09	0.366077
Mo-93	molybdenum	3.5000E+03	0.005681	U-NAT	natural uranium	4.4680E+09	0.000106
Mo-99	molybdenum	7.5314E-03	< 0.000001	Y-88	yttrium	2.9186E-01	< 0.000001
Na-22	sodium	2.6020E+00	0.002183	Zn-65	zinc	6.6913E-01	61.567749
Nb-94	niobium	2.0300E+04	0.010313	Zr-95	zirconium	1.7528E-01	1.307536

CHART B-4

Appalachian Compact 2015 Percent Disposed LLRW Volume and Activity by Disposal Site



APPENDIX C

Discussion of Low-Level Radioactive Waste Trends in the Appalachian Compact

The DOE's National Low-Level Waste Management Program's MIMS has been collecting data on LLRW generated in Pennsylvania since 1986. MIMS data can be found on the DOE's website at: <http://mims.doe.gov>.

The total volume as calculated from the MIMS data for 2015 for the Compact LLRW generators is about 109,490 ft³. The LLRW volume decreased slightly in 2015. During the last ten years, the LLRW volume from the Appalachian Compact has been fairly consistent. However, there can be large increases in the volume due to large decontamination and decommissioning (D & D) projects as in years 2000 and 2001. It is difficult to predict the volume of D&D waste because it depends on several factors, such as the timeframe designated for decommissioning activities and decisions made by corporate and regulatory authorities. (See Table and Chart C-1.)

The traditional volume-reduction methods are not effective for most D&D wastes, which generally consist of building debris and soil. On the other hand, most D&D wastes have extremely low radioactivity per volume (also known as low-specific activity). The majority of the D&D waste produced in the United States is shipped to the EnergySolutions facility in Clive, Utah. Furthermore, most of this low-specific activity D&D waste would not have been disposed of at the proposed Pennsylvania LLRW site due to the proposed design and waste criteria of the facility.

The 2015 LLRW activity (radioactivity) from the Compact is about 4,175 Ci. This increase from 2014 is mainly due to the disposal of Class B waste at the WCS facility by the utilities, including disposal of stored Class B LLRW. The closure of the Barnwell facility to waste disposal from outside the Atlantic Compact has had a significant impact on the activity trend of LLRW in the Compact during the years 2009 through 2013. During these years, only the lower activity Class A waste was disposed of by the Compact's generators at the EnergySolutions LLRW site. This is the reason the reported activity of LLRW after 2008 is very low. Although the activity of the Compact's LLRW is trending up after 2013 due to Class B and Class C LLRW disposal access at the WCS site, most of the LLRW activity is in Class C waste. The majority of the Class C waste is contained in irradiated reactor components, which are being stored at the nuclear power plant sites. (See Table and Chart C-2.)

The DOE's MIMS database does not include LLRW disposed of at the EnergySolutions facility prior to 1998. This omission of historical data would affect waste generation trend information for volume, but would not have a significant impact on the radioactivity of LLRW. This is because, historically, about 99 percent of the Compact's LLRW activity has been shipped to the Barnwell disposal site for burial. The MIMS database includes LLRW volume and activity data for the Barnwell disposal site from 1986 through 2008 for the Compact.

TABLE C-1: Appalachian Compact Disposed LLRW Volume from 1996 to 2015

Year	WV	DE	MD	PA	Total
1996	34.8	127.2	3,391.1	24,203.1	27,756.2
1997	1.8	23.9	3,096.5	14,486.2	17,608.4
1998	48.0	173.8	7,604.6	42,686.0	50,512.4
1999	158.7	80.6	8,406.8	143,043.7	151,689.8
2000	53.4	27.6	9,766.8	421,398.1	431,245.9
2001	44.1	76.2	10,759.9	534,429.4	545,309.6
2002	183.3	366.4	6,752.8	55,371.4	62,673.9
2003	151.8	73.5	3,703.1	74,901.0	78,829.4
2004	34.8	48.8	13,177.8	55,136.0	68,397.4
2005	2.4	74.2	107,956.4	91,292.6	199,325.6
2006	38.0	59.2	48,131.8	57,627.7	105,856.7
2007	48.7	42.7	21,015.6	78,454.5	99,561.5
2008	132.2	414.8	6,702.5	113,483.2	120,732.7
2009 *	134.1	431.2	21,451.3	103,666.9	125,683.5
2010 *	11.3	29.4	22,957.6	76,519.4	99,517.7
2011 *	19.1	1,061.0	10,568.7	155,508.5	167,157.3
2012 *	21.0	75.2	12,364.3	122,380.2	134,840.7
2013 *	44.8	339.5	23,597.2	72,066.9	96,048.4
2014**	24.8	42.7	72,334.3	56,040.4	128,442.2
2015**	19.0	45.2	18,202.9	91,222.9	109,490.0
Total to 2015	1,206.0	3,613.0	431,942.0	2,383,918.1	grand total 2,820,679.2

Volume is in cubic feet. * 2009 through 2013 LLRW volume only includes disposal at Energy Solutions in Clive, Utah. ** 2014 and 2015 volume includes disposal at Energy Solutions in Clive, Utah, and WCS in Andrews, Texas. Years 1996 to 2008 include disposal at Barnwell, South Carolina, and Energy Solutions, Clive, Utah.

CHART C-1

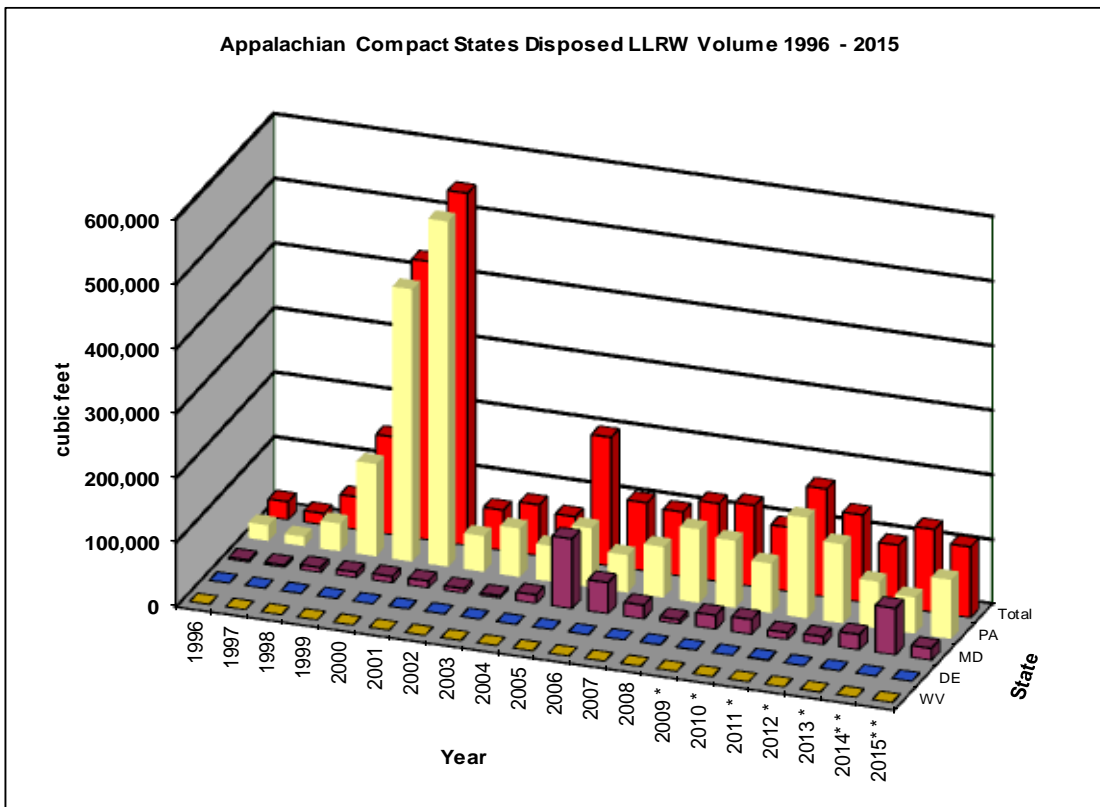
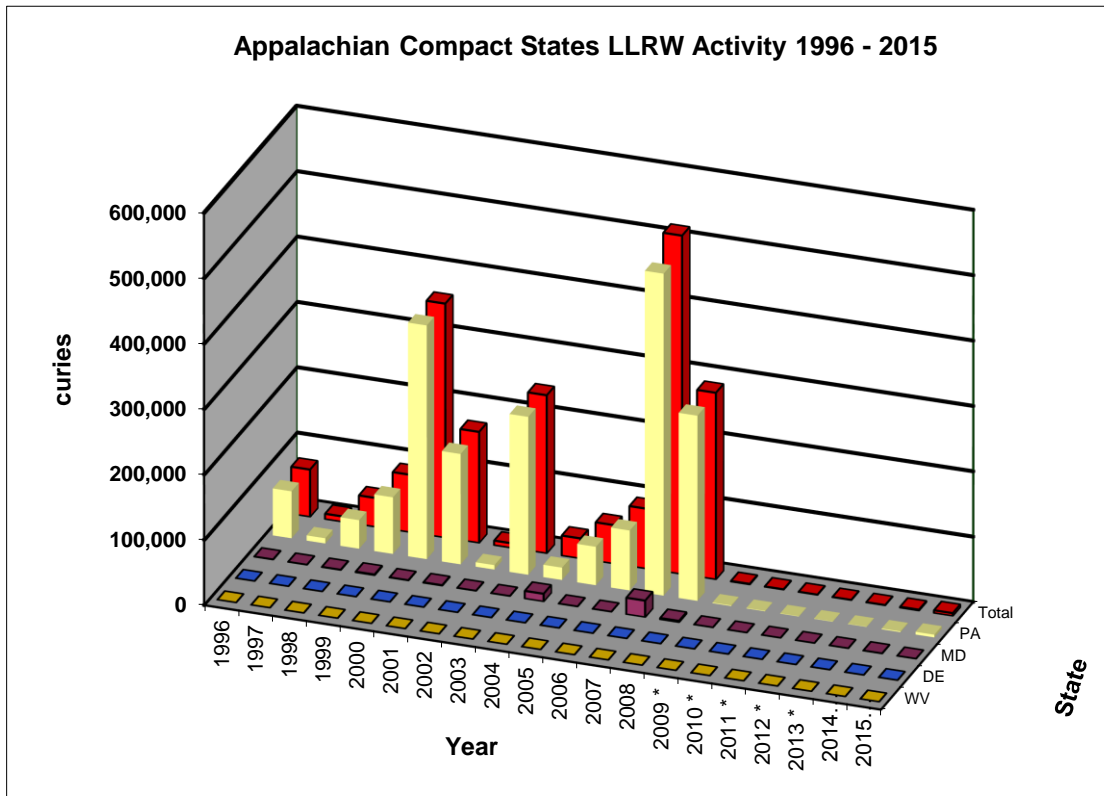


TABLE C-2: Appalachian Compact Disposed LLRW Activity from 1996 to 2015

Year	WV	DE	MD	PA	Total
1996	0.1	5.6	349.1	71,900.5	72,255.4
1997	0.03	1.3	198.5	8,017.9	8,217.7
1998	37.3	0.1	531.5	43,691.0	44,259.9
1999	0.5	0.1	1,335.7	86,618.0	87,954.3
2000	2.2	0.02	484.0	357,624.4	358,110.7
2001	0.03	0.03	903.3	168,919.6	169,822.9
2002	0.1	0.5	244.5	6,777.4	7,022.5
2003	0.2	24.7	166.3	241,649.8	241,840.9
2004	0.8	0.2	11,830.7	18,890.3	30,722.0
2005	0.7	31.3	156.8	58,786.2	58,974.9
2006	0.03	11.9	60.1	91,719.1	91,791.1
2007	0.2	12.9	25,304.7	492,579.3	517,897.0
2008	0.1	12.2	2,181.5	283,328.8	285,522.6
2009 *	0.02	0.5	4.7	1,001.4	1,006.6
2010 *	0.01	0.03	1.4	656.8	658.2
2011 *	0.02	1.0	1.8	492.6	495.5
2012 *	0.003	0.01	2.1	449.3	451.4
2013 *	0.01	45.3	15.7	458.5	519.5
2014 **	0.002	0.01	260.7	1,212.8	1,473.5
2015 **	0.02	0.007	27.8	4,147.3	4,175.2
Total to 2015	42.4	147.7	44,060.9	1,938,921.1	grand total 1,983,171.8

Activity is in curies. * 2009 through 2013 LLRW activity only includes disposal at Energy Solutions in Clive, Utah.
 ** 2014 and 2015 activity includes disposal at Energy Solutions in Clive, Utah, and WCS in Andrews, Texas. Years 1996 to 2008 includes disposal at Barnwell, South Carolina, and Energy Solutions, Clive, Utah.

CHART C-2



APPENDIX D

**APPALACHIAN STATES LOW-LEVEL
RADIOACTIVE WASTE COMMISSION**

FINANCIAL STATEMENTS

YEARS ENDED JUNE 30, 2015 AND 2014

TABLE OF CONTENTS

	<u>Page Number</u>
INDEPENDENT AUDITOR'S REPORT	IAR - 1 to IAR - 2
MANAGEMENT'S DISCUSSION AND ANALYSIS	MDA - 1 to MDA - 2
BASIC FINANCIAL STATEMENTS	
Entity-wide financial statements	
Statements of net position	FS - 1
Statements of activities	FS - 2
Fund financial statements	
Statements of revenue, expenditures and changes in fund balances - governmental funds	FS - 3
Notes to financial statements	FS - 4 to FS - 6
OTHER REQUIRED SUPPLEMENTARY INFORMATION	
Budgetary comparison information – operating fund	ORSI - 1



Greenawalt & Company, P.C.

CERTIFIED PUBLIC ACCOUNTANTS
Since 1955

James E. Lyons
Deborah J. Kelly
Scott J. Christ
Ronald S. Morgan
Howard R. Greenawalt
Creedon R. Hoffman

INDEPENDENT AUDITOR'S REPORT

Commission Members
Appalachian States Low-Level
Radioactive Waste Commission
Harrisburg, Pennsylvania

Report on the Financial Statements

We have audited the accompanying financial statements of the governmental activities and each major fund of Appalachian States Low-Level Radioactive Waste Commission as of and for the years ended June 30, 2015 and 2014, and the related notes to the financial statements, which collectively comprise the Commission's basic financial statements as listed in the table of contents.

Management's Responsibility for the Financial Statements

Management is responsible for the preparation and fair presentation of these financial statements in accordance with accounting principles generally accepted in the United States of America; this includes the design, implementation, and maintenance of internal control relevant to the preparation and fair presentation of financial statements that are free from material misstatement, whether due to fraud or error.

Auditor's Responsibility

Our responsibility is to express opinions on these financial statements based on our audit. We conducted our audit in accordance with auditing standards generally accepted in the United States of America and the standards applicable to financial audits contained in *Government Auditing Standards*, issued by the Comptroller General of the United States. Those standards require that we plan and perform the audit to obtain reasonable assurance about whether the financial statements are free of material misstatement.

An audit involves performing procedures to obtain audit evidence about the amounts and disclosures in the financial statements. The procedures selected depend on the auditor's judgment, including the assessment of the risks of material misstatement of the financial statements, whether due to fraud or error. In making those risk assessments, the auditor considers internal control relevant to the entity's preparation and fair presentation of the financial statements in order to design audit procedures that are appropriate in the circumstances, but not for the purpose of expressing an opinion on the effectiveness of the entity's internal control. Accordingly, we express no such opinion. An audit also includes evaluating the appropriateness of accounting policies used and the reasonableness of significant accounting estimates made by management, as well as evaluating the overall presentation of the financial statements.

We believe that the audit evidence we have obtained is sufficient and appropriate to provide a basis for our audit opinions.

IAR -1

400 West Main Street • Mechanicsburg, PA 17055 • 717.766.4763 • Fax 717.766.2731
62 West Pomfret Street • Carlisle, PA 17013 • 717.243.4822 • Fax 717.258.9372
www.greenawalt.cc

Commission Members
Appalachian States Low-Level
Radioactive Waste Commission

Opinions

In our opinion, the financial statements referred to above present fairly, in all material respects, the respective financial position of the governmental activities and each major fund of Appalachian States Low-Level Radioactive Waste Commission as of June 30, 2015 and 2014 and respective changes in financial position for the years then ended in accordance with accounting principles generally accepted in the United States of America.

Other Matters

Required Supplementary Information

Accounting principles generally accepted in the United States of America require that management's discussion and analysis on pages MDA-1 and MDA-2 and budgetary comparison information on page ORSI-1 be presented to supplement the basic financial statements. Such information, although not a part of the basic financial statements, is required by the Governmental Accounting Standards Board, who considers it to be an essential part of financial reporting for placing the basic financial statements in an appropriate operational, economic, or historical context. We have applied certain limited procedures to the required supplementary information in accordance with auditing standards generally accepted in the United States of America, which consisted of inquiries of management about the methods of preparing the information and comparing the information for consistency with management's responses to our inquiries, the basic financial statements, and other knowledge we obtained during our audit of the basic financial statements. We do not express an opinion or provide any assurance on the information because the limited procedures do not provide us with sufficient evidence to express an opinion or provide any assurance.

Other Reporting Required by Government Auditing Standards

In accordance with *Government Auditing Standards*, we have also issued our report dated September 10, 2015 on our consideration of the Commission's internal control over financial reporting and on our tests of its compliance with certain provisions of laws, regulations, contracts and other matters. The purpose of that report is to describe the scope of our testing of internal control over financial reporting and compliance and the results of that testing, and not to provide an opinion on the internal control over financial reporting or compliance. That report is an integral part of an audit performed in accordance with *Government Auditing Standards* and in considering the Commission's internal control over financial reporting and compliance.

Greenawalt & Company, P.C.

GREENAWALT & COMPANY, P.C.

September 10, 2015

Mechanicsburg, Pennsylvania

IAR - 2

**APPALACHIAN STATES LOW-LEVEL
RADIOACTIVE WASTE COMMISSION
MANAGEMENT'S DISCUSSION AND ANALYSIS**

JUNE 30, 2015

The General Assembly of the Commonwealth of Pennsylvania created the Appalachian States Low-Level Radioactive Waste Commission (Commission) by enacting the Appalachian States Low-Level Radioactive Waste Compact Act, 1985-120. Under the authority of this act, the states of Delaware, Maryland, West Virginia and the Commonwealth of Pennsylvania formed a compact to provide for the regional management and disposal of Low-Level Radioactive Waste (LLRW). Congress consented to the Appalachian States Low-Level Radioactive Waste Compact in 1988.

The Commission consists of ten members; four members from Pennsylvania and two members from each of the other party states of Maryland, Delaware and West Virginia. The Commission members are appointed according to the laws of each party state. Each party state determined the length of term for which its Members and Alternates are appointed.

The Commission provides for representation of the compact party states throughout the siting process and LLRW disposal facility development and operations. Pennsylvania has been designated as the initial host state for the regional LLRW disposal facility because it generates the largest amount of LLRW in the compact.

In December of 1998, the Pennsylvania Department of Environmental Protection (DEP) suspended the LLRW siting process due to the current availability of out-of-state LLRW disposal facilities and the diminished volume of LLRW that would have been disposed of at the regional LLRW disposal facility in Pennsylvania. As a result, the Commission amended certain provisions of its bylaws to facilitate its continued operations without a business office and transferred the duties and responsibilities of the executive director to the chairman of the Commission. The vice chairman acts as secretary and treasurer of the Commission.

The Commission continues to incur certain expenditures, which are included in the Commission's budget. The budget is reviewed and approved by the Commission at its annual meeting. The Commission's annual expenditures presently exceed its annual interest income from the Operating Fund. The Operating Fund accounts for the general operations of the Commission and is managed by the Pennsylvania Department of Treasury's INVEST Program. At the current level of expenditures, the Operating Fund would be adequate to provide for continued funding of the Commission's expenditures for a relatively long period of time. As of June 30, 2015 the Operating Fund had a fund balance of approximately \$ 192,000. The Commission's actual expenditures for this period were approximately \$ 26,000.

MDA-1

**APPALACHIAN STATES LOW-LEVEL
RADIOACTIVE WASTE COMMISSION
MANAGEMENT'S DISCUSSION AND ANALYSIS**

JUNE 30, 2015

The Commission's annual budget is not expected to vary significantly in the foreseeable future. However, the interest income from the INVEST Program may vary due to economic conditions.

Article II of act 1985-120 allows the Commission to collect fees from the four compact party states for the purpose of continuing its duties and responsibilities. The Act requires that the payments by the party states be made directly to the Commission in quarterly installments during the fiscal year. In 1998, the Commission decided to suspend the collection of the fees due to the suspension of the LLRW siting process and the subsequent closure of its business office. However, the option continues to be available to the Commission should the need arise.

The Commission is not presently involved in any litigation that would have a material adverse effect on the financial position of the Commission. Also, the Commission is tax exempt under the Internal Revenue Code and, accordingly, there is no provision for income taxes in the Commission's financial statements.

As required by Article II of Act 1985-120 and Article VIII of the Commission Bylaws, the Commission prepares and publishes an annual report. The report summarizes the activities of the Commission during the preceding fiscal year, and includes the Independent Auditor's Report on the Commission's basic financial statements.

MDA-2

**APPALACHIAN STATES LOW-LEVEL
RADIOACTIVE WASTE COMMISSION**
STATEMENTS OF NET POSITION
JUNE 30, 2015 AND 2014

	2015	2014
Assets		
Cash	\$ 21,325	\$ 2,650
Investments	2,851,446	2,890,692
Total assets	2,872,771	2,893,342
Liabilities - none	-	-
Net position		
Unappropriated	21,325	2,650
Appropriated	171,086	215,990
Restricted	2,680,360	2,674,702
Total net position	\$ 2,872,771	\$ 2,893,342

The accompanying notes are an integral part of these financial statements.

**APPALACHIAN STATES LOW-LEVEL
RADIOACTIVE WASTE COMMISSION**
STATEMENTS OF ACTIVITIES
YEARS ENDED JUNE 30, 2015 AND 2014

	2015	2014
Direct expenses		
Legal services	\$ 10,000	\$ 10,000
Membership fee	9,500	8,500
Meeting expenses	2,026	1,951
Audit	2,800	2,700
Travel	1,427	3,076
Insurance	200	200
Advertising	372	525
	26,325	26,952
Revenue		
Investment earnings	5,754	1,450
	5,754	1,450
Change in net position	(20,571)	(25,502)
Net position - beginning of the year	2,893,342	2,918,844
Net position - end of the year	\$ 2,872,771	\$ 2,893,342

The accompanying notes are an integral part of these financial statements.

**APPALACHIAN STATES LOW-LEVEL
RADIOACTIVE WASTE COMMISSION**
STATEMENTS OF REVENUE, EXPENDITURES
AND CHANGES IN FUND BALANCES - GOVERNMENTAL FUNDS
YEARS ENDED JUNE 30, 2015 AND 2014

	2015		2014	
	Operating Fund	Surcharge Fund	Operating Fund	Surcharge Fund
Revenue				
Interest	\$ 96	\$ 5,658	\$ 111	\$ 1,339
		\$ 5,754		\$ 1,450
Expenditures				
Legal services	10,000	-	10,000	-
Membership fee	9,500	-	8,500	-
Meeting expenses	2,026	-	1,951	-
Audit	2,800	-	2,700	-
Travel	1,427	-	3,076	-
Insurance	200	-	200	-
Advertising	372	-	525	-
	<u>26,325</u>	<u>-</u>	<u>26,952</u>	<u>-</u>
Excess (deficiency) of revenues over expenditures	(26,229)	5,658	(26,841)	1,339
Fund balance - beginning of the year	218,640	2,674,702	245,481	2,673,363
Fund balance - ending of the year	<u>\$ 192,411</u>	<u>\$ 2,680,360</u>	<u>\$ 218,640</u>	<u>\$ 2,674,702</u>
		<u>\$ 2,872,771</u>		<u>\$ 2,893,342</u>

The accompanying notes are an integral part of these financial statements.

**APPALACHIAN STATES LOW-LEVEL
RADIOACTIVE WASTE COMMISSION**

NOTES TO FINANCIAL STATEMENTS

JUNE 30, 2015 AND 2014

REPORTING ENTITY

The Appalachian States Low-Level Radioactive Waste Commission was established to meet state responsibilities outlined in the federal Low-Level Radioactive Waste Policy Act of 1980 (P.L. 96-573) and the Low-Level Radioactive Waste Policy Amendments Act of 1985 (P.L. 99-240).

The reporting entity consists of all funds over which the Commission exercises oversight responsibility. Oversight responsibility is determined on the basis of financial interdependency, selection of governing authority, designation of management, ability to significantly influence operations and accountability for fiscal matters and scope of public service. The Commission is not a component unit of any of the Party States and is not included in any of the Party State's financial statements. Additionally, no other component units exist.

SUMMARY OF SIGNIFICANT ACCOUNTING POLICIES

Basis of presentation

Entity-wide financial statements (i.e., the statement of net position and the statement of activities) report information on all activities of the Commission.

The statement of activities demonstrates the degree to which the direct expenses are offset by revenues.

Fund financial statements are also presented to show revenues and expenditures of each fund.

Fund accounting

The accounts of the Commission are organized on the basis of funds, each of which is considered a separate accounting entity. The operations of each fund are accounted for with a separate set of self-balancing accounts that comprise its assets, liabilities, fund balance, revenues, and expenditures. Resources are allocated to and accounted for in individual funds based upon the purposes for which they are to be spent and the means by which spending activities are controlled. The Commission has the following funds:

Operating Fund - This fund accounts for the general operations of the Commission.

Surcharge Fund - This fund accounts for the surcharge payments received by the Commission.

Surcharge payments

Surcharge payments came from a disposal surcharge levied by the Federal government on generators of low-level waste. This surcharge was mandated by the 1985 Low-Level Radioactive Waste Policy Amendments Act. The surcharge was to serve as an incentive to regions and states to meet federally set milestones in the development of their own disposal facilities.

FS - 4

**APPALACHIAN STATES LOW-LEVEL
RADIOACTIVE WASTE COMMISSION**
NOTES TO FINANCIAL STATEMENTS (Cont'd.)
JUNE 30, 2015 AND 2014

SUMMARY OF SIGNIFICANT ACCOUNTING POLICIES (Cont'd.)

Income tax

The Commission is exempt under the Internal Revenue Code and, accordingly, there is no provision for income taxes in the accompanying financial statements.

Subsequent events

Management has considered the disclosure of subsequent events through September 10, 2015, and there are no items requiring disclosure.

CASH AND INVESTMENTS

All of the Commission's cash deposits are FDIC insured up to \$ 250,000. The Commission does not have a formal policy regarding cash deposits.

All of the Commission's investments are with the Pennsylvania Treasurer's INVEST Program. These amounts are invested directly in a portfolio of securities which are held by third-party custodians. Since the INVEST Program acts in a fiduciary capacity for the Commission and recognizes the Commission as the pledgee of the collateral securities, these investments are considered to be held by the third-party custodians in the Commission's name.

APPROPRIATED NET POSITION

The Commission has appropriated a portion of June 30 net position as follows:

	2015	2014
Fiscal Stabilization Fund	\$ 161,086	\$ 205,990
Legal Fund	10,000	10,000
	\$ 171,086	\$ 215,990

Fiscal Stabilization Fund is the money available in the Commission's Operating Fund to replenish the checking account.

Legal Fund is the money allocated for legal services provided by the Commission's independent counsel.

**APPALACHIAN STATES LOW-LEVEL
RADIOACTIVE WASTE COMMISSION**
NOTES TO FINANCIAL STATEMENTS (Cont'd.)
JUNE 30, 2015 AND 2014

LEGAL SERVICES

Legal services are primarily to assist the Commission in fulfilling its activity as disclosed in the Reporting Entity Note. In the opinion of management, the Commission is not involved in any litigation that would have a material adverse effect on the financial position of the Commission.

**APPALACHIAN STATES LOW-LEVEL
RADIOACTIVE WASTE COMMISSION**
BUDGETARY COMPARISON INFORMATION - OPERATING FUND
YEAR ENDED JUNE 30, 2015

	Actual	Original Budget	Variance Over (under) Budget
Revenue - Interest	\$ 96	\$ 100	\$ (4)
Expenditures			
Legal services	10,000	10,000	-
Membership fee	9,500	9,500	-
Meeting expenses	2,026	1,700	(326)
Audit	2,800	2,800	-
Travel	1,427	5,000	3,573
Insurance	200	200	-
Advertising	372	500	128
	<u>26,325</u>	<u>29,700</u>	<u>3,375</u>
Excess (deficiency) of revenues over expenditures	<u>\$ (26,229)</u>	<u>\$ (29,600)</u>	<u>\$ 3,371</u>

**GLOSSERY OF COMMON RADIOACTIVE
WASTE TERMS**

Glossary of Common Radioactive Waste Terms

Atomic Energy Act (AEA) – This 1954 Act created the federal Atomic Energy Commission (AEC). The AEC later split into the Nuclear Regulatory Commission (NRC) and the Energy Research and Development Administration (ERDA). ERDA then became part of the DOE in 1977. This Act encouraged the development and use of nuclear energy and research for the general welfare and the common defense and security of the United States. It is the basis of authority for the NRC, the DOE and the U.S. Environmental Protection Agency (EPA) in regulating radioactive materials defined in the AEA. NARM is not defined under this act and, therefore, is not subject to its requirements. (See Glossary entry for "NARM.")

By-product Material – There are three types of by-product materials: (1) any radioactive material (except special nuclear material) yielded in, or made radioactive by, exposure incident to the process of producing or utilizing special nuclear material; (2) the tailings or wastes produced by the extraction or concentration of uranium or thorium from ore processed primarily for its source material content, including discrete surface wastes resulting from uranium solution extraction processes. Underground ore bodies depleted by these solution extraction operations do not constitute "by-product material" within this definition, and (3) the Energy Policy Act in 2005 added discrete Ra-226 sources to the by-product definition. Also included is any other naturally occurring radioactive material made into a discrete source that would pose a similar hazard to a Ra-226 discrete source.

CERCLA (Superfund) – Passed in 1980, the Comprehensive Environmental Response, Compensation and Liability Act (also known as Superfund) addresses immediate and long-term threats to the public's health and the environment from abandoned or active sites contaminated with hazardous or radioactive materials. Under the Superfund program, EPA has the authority to clean up the nation's worst hazardous waste sites using money from a trust fund supported primarily from a tax on chemical feed stocks used by manufacturers. Companies or individuals responsible for the wastes are identified by EPA, if possible, and made to pay for the cleanups. The Superfund Amendments and Reauthorization Act (SARA) of 1986 authorized CERCLA to continue cleanup activities around the country. Several site-specific amendments, definitions, clarifications and technical requirements were added to the legislation, including additional enforcement authorities. Title III of SARA also authorized the Emergency Planning and Community Right-to-Know Act (EPCRA).

CFR – Code of Federal Regulations.

Class A Waste – Waste that is usually segregated from other waste classes at the disposal site. The physical form and characteristics of Class A waste must meet the minimum requirements set forth in 10 CFR 61.56(a). If Class A waste also meets the stability requirements set forth in 10 CFR 61.56(b), it is not necessary to segregate the waste for disposal.

Class B Waste – Waste that must meet more rigorous requirements on waste form to ensure stability after disposal. The physical form and characteristics of Class B waste must meet both the minimum and stability requirements set forth in 10 CFR 61.56.

Class C Waste – Waste that not only must meet more rigorous requirements on waste form to ensure stability but also requires additional measures at the disposal facility to protect against inadvertent intrusion. The physical form and characteristics of Class C waste must meet both the minimum and stability requirements set forth in 10 CFR 61.56.

Curie (Ci) – Radioactive atoms are unstable and break down by disintegrating into other atoms. A curie is the unit of radioactivity equal to 3.7×10^{10} disintegrations per second or 3.7×10^{10} becquerel (Bq). A common unit used in environmental measurements is the picocurie (pCi), which is equal to 10^{-12} Ci or 0.037 disintegrations per second or 0.037 Bq.

Department of Energy (DOE) – This federal agency's mission is to achieve efficiency in energy use, diversity in energy sources, a more productive and competitive economy, improved environmental quality, and a secure national defense. DOE was created on Oct. 1, 1977, out of the Energy Research and Development Agency, as well as various aspects of non-nuclear federal energy policy and programs. The DOE complex, which is located across 22 states, produced and tested nuclear weapons. For more information, visit DOE's Web site at www.doe.gov.

EnergySolutions – A company that operates a LLRW disposal facility in Clive, Utah.

Environmental Protection Agency (EPA) – Created in 1970, the federal EPA is responsible for working with state and local governments to control and prevent pollution in areas of solid and hazardous waste, pesticides, water, air, drinking water, and toxic and radioactive substances.

Federal Facilities Compliance Act (FFCA or FFCAct) – An amendment to RCRA, the FFCA waives immunity for DOE and other federal agencies, allowing states and the EPA to impose penalties for non-compliance, and requires DOE to develop plans for treating the hazardous components of radioactive wastes subject to RCRA requirements.

Half-Life – The half-life of a radioactive material is the time it takes for half of the material to radiate energetic particles and rays and transform to new materials. For example, the half-life of cesium (Cs-137) is 30 years, after which time half of it decays to a non-radioactive stable nuclide, barium (Ba-137). If one starts with 100 Kg of Cs-137, 50 Kg of Cs-137 remain after 30 years.

Hazardous Waste – A subset of solid wastes that pose substantial or potential threats to public health or the environment and meet any of the following criteria identified in 40 CFR 260 and 261:

- Is specifically listed as a hazardous waste by EPA;
- Exhibits one or more of the characteristics of hazardous waste (ignitability, corrosivity, reactivity and/or toxicity); or
- Is generated by the treatment of hazardous waste or is contained in a hazardous waste.

Hazardous and Solid Waste Amendments (HSWA) – This 1984 Act amended RCRA and required the phasing out of land disposal of untreated hazardous waste by more stringent hazardous-waste management standards (broken down into thirds with a timetable for each third). Some of the other mandates of this law include increased enforcement authority for EPA and a program requiring corrective action.

High-Level Radioactive Waste (HLW) – The radioactive waste material that results from the reprocessing of spent nuclear fuel, including liquid waste produced directly from reprocessing and any solid waste derived from the liquid that contains a combination of transuranic and fission product nuclides in quantities that require permanent isolation. HLW is also a mixed waste because it has highly corrosive components or has organics or heavy metals that are regulated under RCRA. HLW may include other highly radioactive material that NRC determines by rule, consistent with existing law, requires permanent isolation.

Heavy Metal (RCRA Metals) – This is a common hazardous waste that can damage organisms at low concentrations and tends to accumulate in the food chain. Examples are lead, chromium, cadmium and mercury.

Land Disposal Restrictions (LDR) – These restrictions were mandated by the 1984 HSWA amendments to RCRA. They prohibit the disposal of hazardous wastes into or on the land unless the waste meets treatability standards of lower toxicity.

Liquid Scintillation Cocktail (LSC) – A common fluid used in medical laboratories to analyze DNA and proteins. It often uses radioactive tracers and RCRA-listed hazardous materials, such as Toluene and Xylene. The combinations of the two make it a mixed waste. By volume, it is the most common form of commercially generated (non-DOE) mixed waste (71 percent in a 1990 national study).

Low-Level Mixed Waste (LLMW) – LLMW is waste that contains LLRW and hazardous waste.

Low-Level Radioactive Waste (LLRW or LLW) – LLRW is waste that satisfies the definition of LLRW in the Low-Level Radioactive Waste Policy Amendments Act (LLRWPA) of 1985. The LLRWPA defines LLRW as "radioactive material that (A) is not high-level radioactive waste, spent nuclear fuel or byproduct material as defined in Section 11e.2 of the Atomic Energy Act of 1954 and; (B) which the NRC, consistent with existing law and in accordance with paragraph (A), classifies as low-level radioactive waste."

Manifest Information Management System (MIMS) – It is a database used to monitor the management of commercial low-level radioactive waste (LLW) in the United States. It is operated by the U.S. Department of Energy.

Mixed Transuranic Waste (MTRU) – MTRU contains both transuranic (TRU) and hazardous wastes. Approximately 55 percent of DOE's TRU is MTRU.

Mixed Waste (MW) – MW contains both hazardous waste (as defined by RCRA and its amendments) and radioactive waste (as defined by AEA and its amendments). The NRC or the NRC's agreement states and EPA or EPA's RCRA authorized states jointly regulate mixed waste. The fundamental and most comprehensive statutory definition is found in the Federal Facilities Compliance Act (FFCA), where Section 1004(41) was added to RCRA: "The term 'mixed waste' means waste that contains both hazardous waste and source, special nuclear or byproduct material subject to the Atomic Energy Act of 1954."

Naturally Occurring or Accelerator-Produced Radioactive Materials (NARM) – Radioactive materials not covered under the AEA that are naturally occurring or produced by an accelerator. Accelerators are used in sub-atomic particle physics research. These materials have been traditionally regulated by the states. A subset of NARM is NORM. NARM waste with more than 2 nCi/g of Ra-226 or equivalent is commonly referred to as discrete NARM waste; below this threshold, the waste is referred to as diffuse NARM waste. Naturally occurring radionuclides made into sources (discrete NARM) may be classified as by-product material under the Energy Policy Act of 2005.

Naturally Occurring Radioactive Material (NORM) – Naturally occurring radioactive material is a radioisotope that is radioactive in its natural physical state, not man-made, but does not include source or special nuclear material.

Nuclear Regulatory Commission (NRC) – NRC is an independent regulatory agency created out of the Atomic Energy Commission in 1975 to regulate the civilian uses of nuclear material. Specifically, the NRC is responsible for ensuring that activities associated with the operation of nuclear power plants and fuel cycle plants, and medical, industrial and research applications are carried out with adequate protection of the public health and safety, environment and national security. At full complement, the NRC has five commissioners nominated by the President and confirmed by the Senate. The President designates one of the commissioners as Chairman. NRC regulates all commercial AEA materials. Except in a few cases, NRC does not regulate DOE. NRC does not regulate NARM. This site (<http://www.nrc.gov>) will link you to NRC's home page.

Resource Conservation and Recovery Act (RCRA) – RCRA gave EPA authority to control hazardous waste from "cradle-to-grave." This includes the minimization, generation, transportation, treatment, storage and disposal of hazardous waste. RCRA also set forth a framework for the management of non-hazardous solid wastes. RCRA focuses only on active and future facilities and does not address abandoned or historical sites (see CERCLA).

Rad (Radiation Absorbed Dose) – One rad is defined as the absorption of 100 ergs per gram of material. The unit rad can be used for any type of radiation. The rad is a unit used to measure a quantity called absorbed dose. This relates to the amount of energy actually absorbed in some material and is used for any type of radiation and any material.

Radiation – Ionizing radiation is comprised of highly energetic and penetrating x-rays and gamma rays and lesser penetrating particles. Beta particles are simply energetic electrons, and alpha particles are helium nuclei both arising from the nucleus of a decaying atom. The alpha particle is the easiest of these radiations to stop, and the gamma rays are the most difficult to shield against. A piece of paper can stop an alpha particle, but it may take as much as many inches of lead shielding to stop most of the x-rays or gamma rays in a beam. Depending on the dose, kind of radiation and observed endpoint, the biological effects of radiation can differ widely. Ionizing radiation has been proven to cause cancer at high doses and is assumed to cause cancer and other deleterious health effects at low doses.

Rem (Roentgen Equivalent Man) – The rem is a unit used to derive a quantity called equivalent dose. This relates the absorbed dose in human tissue to the effective biological damage of the radiation. Equivalent dose is often expressed in terms of thousandths of a rem or mrem.

Solid Waste – As defined under RCRA, any solid, semi-solid, liquid or contained gaseous materials discarded from industrial, commercial, mining, agricultural operations and from community activities. Solid waste includes garbage, construction debris, commercial refuse, sludge from water supply or waste treatment plants or air pollution control facilities and other discarded materials. Solid waste does not include solid or dissolved materials in irrigation return flows or industrial discharges which are point

sources subject to permits under Section 402 of the Clean Water Act or source, special nuclear or byproduct material as defined by the AEA.

Source Material – Source material is the uranium or thorium ores mined from the earth. Source material is defined in 10 CFR 20.1003 as “(1) uranium or thorium or any combination of uranium and thorium in any physical or chemical form; or (2) ores that contain, by weight, one-twentieth of one percent (0.05 percent) or more of uranium, thorium or any combination of uranium and thorium. Source material does not include special nuclear material.”

Special Nuclear Material (SNM) – SNM is defined in 10 CFR 20.1003 as “(1) plutonium, uranium-233, uranium enriched in the isotope 233 or in isotope 235, and any other material that the NRC, pursuant to the provisions of Section 51 of the AEA, determines to be SNM, but does not include source material; (2) or any material artificially enriched by any of the foregoing but does not include source material.” SNM is important in the fabrication of weapons grade materials and as such has strict licensing and handling controls.

Specific Activity – The amount of radioactivity per unit weight or volume.

Spent Nuclear Fuel (SNF) – Fuel is withdrawn from a nuclear reactor following irradiation and has undergone at least one year's decay since being used as a source of energy in a power reactor. SNF has not been chemically separated from its constituent elements by reprocessing. SNF includes the special nuclear material, byproduct material, source material and other radioactive materials associated with fuel assemblies. See 10 CFR 72.3 for more details.

Superfund – See "CERCLA."

Storage-in-Decay – Radioactive elements will break down and yield energetic gamma rays, x-rays and particles. After enough time has elapsed (usually ten half-lives) the material has decayed to a point where a radiation survey meter cannot distinguish between it and natural background radiation levels.

TENORM – Technologically enhanced naturally occurring radioactive materials. It is naturally occurring radioactive material not specifically subject to regulation under the laws of the Commonwealth or Atomic Energy Act (Public Law 83-703, 68 Stat. 921, 42 U.S.C. §2015 et seq.), but whose radionuclide concentrations or potential for human exposure have been increased above levels encountered in the undisturbed natural environment by human activities.

Transuranic Radioactive Waste (TRU) – TRU waste contains more than 100 nanocuries of alpha-emitting transuranic isotopes with half-lives greater than 20 years, per gram of waste except for (1) high-level radioactive waste; (2) wastes that DOE has determined, with the concurrence of EPA, do not need the degree of isolation required by EPA's high-level waste rule (40 CFR 191); or (3) waste that has been approved for disposal on a case-by-case basis in accordance with NRC's radioactive land disposal regulation (10 CFR Part 61). TRU is not generally found outside the DOE complex and is mainly produced from the reprocessing of spent nuclear fuel, nuclear weapons production and reactor fuel assembly. TRU wastes mainly emit alpha particles as they break down. DOE is currently proceeding with plans for TRU waste disposal at a geologic repository called the Waste Isolation Pilot Plant (WIPP) near Carlsbad, New Mexico. DOE categorizes TRU as either contact handled (CH) or remote handled (RH) with RH being the more radioactive of the two.

Vitrification – Vitrification is the process of converting materials into a glass-like substance, typically through a thermal process. Radionuclides and other inorganics are chemically bonded in the glass matrix. Consequently, vitrified materials generally perform very well in leach tests. EPA has specified, under the land disposal restrictions, vitrification to be the treatment technology for high-level waste (55 FR 22627, June 1, 1990).

Waste Control Specialists LLC (WCS) – A company that operates a LLRW, Byproducts and Hazardous Waste disposal facility in Andrews, Texas. The facility is within the jurisdiction of the Texas Low-Level Radioactive Waste Disposal Compact (member states are Texas and Vermont).

Waste Isolation Pilot Plant (WIPP) – The WIPP, which is managed by the DOE, is a geologic disposal facility for TRU radioactive waste generated as by-products from DOE's nuclear weapons production. The WIPP is located underground in excavated, natural salt formations near Carlsbad, New Mexico.

**Commonwealth of Pennsylvania
Department of Environmental Protection
Bureau of Radiation Protection
P.O. Box 8469
Harrisburg, PA 17105-8469
(717) 787-2480**

**Low-Level Radioactive Waste Hot Line (within PA)
800-232-2786**

For more information, visit
www.dep.pa.gov



pennsylvania
DEPARTMENT OF ENVIRONMENTAL
PROTECTION

2930-RE-DEP4322 11/2016