

2016 Annual Report





MSAR # 10867

July 1, 2017

The Honorable Larry Hogan, Governor
The Honorable Thomas V. Mike Miller, Jr., President of the Senate
The Honorable Michael E. Busch, Speaker of the House of Delegates


Dear Governor Hogan, President Miller, Speaker Busch and the Citizens of Maryland:


We are pleased to provide this report on the Maryland Apprenticeship and Training Program for 2016. As you know, the Department of Labor, Licensing and Regulation has dedicated its efforts to expand Registered Apprenticeship opportunities in Maryland. In October, the Maryland Apprenticeship and Training Program was transferred to the Division of Workforce Development and Adult Learning with the enactment of Senate Bill 92.

Also in 2016, the United States Department of Labor awarded the Maryland Department of Labor, Licensing and Regulation \$2.2 million to accelerate and expand Registered Apprenticeship opportunities within the State. As a result, we are now seeing tremendous overall growth both in skilled trades based Registered Apprenticeships as well as non-traditional areas, such as health care and information technology. In short, Maryland is becoming a national leader in Registered Apprenticeship.

Please know that the Department and the Council are committed to the great work that has already begun and look forward to reporting to you on the continued successes of this program in the years to come.

Best Regards,


Kelly M. Schulz
Secretary
Department of Labor, Licensing and Regulation


William Taylor
Chair
Maryland Apprenticeship and Training Council

Chapter 495 of the 2016 Acts of the Maryland General Assembly requires that the Maryland Apprenticeship and Training Council annually report to the legislature on the status of apprenticeship programs for the immediately preceding calendar year. Specifically, the report must include:

- The completion and enrollment rates of each apprenticeship program registered with the State;
- The age, race, sex or gender identity, county of residence, and program enrollment of each individual enrolled in a Registered Apprenticeship (RA) program.

The Department of Labor, Licensing and Regulation, on behalf of the Maryland Apprenticeship and Training Council, offers the following data for calendar year 2016.

A STRATEGIC VISION FOR APPRENTICESHIPS

Governor Hogan's strategic vision for the workforce system, as outlined in the State's Combined State Workforce Plan, is to provide businesses with the skilled

workforce they need to compete in the global, regional, and local economies. A bedrock strategy within that vision is the expansion of Registered Apprenticeship opportunities. The State's goal is to align Registered Apprenticeships with the Maryland's workforce system to ensure that traditional Registered Apprenticeship expand alongside the creation of new opportunities grounded in labor market demand.

Specifically, Maryland's Combined State Workforce Plan notes, "[by] aligning apprenticeships with the Workforce Innovation and Opportunity Act (WIOA) system, Maryland will ensure traditional apprenticeship opportunities that are grounded in market demand."¹

The National Skills Coalition, in a July 2016 report, highlighted the State's



¹ The entire plan is available on the Department's website at: <http://www.dlir.maryland.gov/wdplan/wdstateplan.pdf>.

vision to invest in Registered Apprenticeship and other innovative training connected to jobs.²

HIGHLIGHTS IN APPRENTICESHIP FOR 2016

2016 was a year filled with noteworthy achievements for the State's apprenticeship system, including structural changes to the program, an infusion of federal funding, and a celebration of Registered Apprenticeships in the State through the declaration of National Apprenticeship Week in Maryland for a second year in a row.

Integrating Apprenticeships into the Workforce System

During the 2016 Legislative Session of the Maryland General Assembly, the Department sponsored Senate Bill 92, a measure that transferred the State's Registered Apprenticeship program to the Division of Workforce Development and Adult Learning. This legislative enactment, approved unanimously by the Assembly and signed into law by Governor Hogan, provides key resources for the growth and expansion of Registered Apprenticeships. Since then, the states of Pennsylvania and Delaware have taken similar legislative action.

Obtaining Federal Funds to Accelerate and Expand Apprenticeships

The Maryland Department of Labor, Licensing and Regulation was awarded \$2.2 million from the United States Department of Labor in 2016 for the acceleration and expansion of Registered Apprenticeship opportunities in the State. Both the ApprenticeshipUSA Accelerator Grant and the ApprenticeshipUSA State Expansion Grant invest in the State's Registered Apprenticeship programming. The funds provided under these grants are vitally important to address the pressing workforce needs of Maryland's businesses.

Maryland is using these grant funds, as well as leveraging resources, to grow and diversify Registered Apprenticeships. The end goal is to provide Maryland's business with a sustainable employment pipeline in both traditional and non-traditional industry sectors focusing on three critical elements:

(1) Expanding Capacity by Increasing Staffing and Infrastructure

- To grow pre-apprenticeship and Registered Apprenticeship opportunities, key infrastructure investments are needed in Maryland's Apprenticeship Office. Historically, Maryland's apprenticeship unit consisted of three individuals: a Program Manager, an Apprenticeship and Training Representative (ATR), and an Apprenticeship Navigator.

² The full report is available at: <http://www.nationalskillscoalition.org/resources/publications/file/Realizing-Innovation-and-Opportunity-in-WIOA-Implementing-the-Playbook-for-Creating-Effective-State-Plans.pdf>.

- This staff serves the needs of over 9,000 active apprentices and 3,500 participating employers in Maryland. The team works with over 230 approved registered occupations and maintains 417 programs statewide.
- Noting that growth requires a continued investment in human capital, DLLR has utilized the grant opportunities to expand the unit through the addition of 6 contractual staff positions (5 Navigators and 1 Apprenticeship and Training Representative), for a total of 9 dedicated to apprenticeship.

(2) Outreach/Education

- DLLR held an all-day training for workforce professionals, community colleges, education officials, and other state and local entities. The event called, “Accelerating Apprenticeships in Maryland,” was held on June 28, 2016. Conversations were facilitated by Dr. Gerald Ghazi, a national expert on building Registered Apprenticeship programs. The professional development activity was made possible through ongoing technical assistance Maryland received through USDOL.
- The State also hosted a portion of the inaugural Transatlantic Apprenticeship Exchange Forum, held in Washington, D.C. and Baltimore with representatives from the United Kingdom’s apprenticeship program.
- Industry engagement and participation are also key to the successful expansion of Registered Apprenticeship in Maryland. Outreach to chambers of commerce and industry associations, and State and Local Workforce Development Boards are occurring. The connections with these industry groups nurtured several opportunities to engage industry to develop multi-employer programs and program templates. Lastly, relationships are being leveraged with over 500 industry sector partnerships through EARN.

(3) Advancing Innovative Practices

- DLLR established an “Apprenticeship Innovation Fund” to invest in programs that support and enhance Registered Apprenticeship expansion strategies, particularly for vulnerable populations, youth, and dislocated workers. Through this fund the Department dedicated \$621,000 in early 2017 to award competitive grants to applicants, so they may implement new and promising ideas or adapt proven strategies, at the systems or service delivery level, to expand the reach of Registered Apprenticeship programs in Maryland. This competitive grant structure has proven effective.

In April 2017, the State announced the first four recipients of funding from the Apprenticeship Innovation Fund.³

- An additional component of the State's ApprenticeshipUSA Expansion Grant is a Capbreaker Award, designed to institute a pilot program aimed at mitigating the hiring challenges found within the healthcare industry. The pilot program draws on an untapped resource, internationally trained skilled immigrants, who call Maryland home. The Baltimore Alliance for Careers in Healthcare (BACH), the entity which will serve as the Registered Apprenticeship sponsor for the pilot initiative, includes Baltimore area hospitals such as Johns Hopkins Hospital. BACH obtained approval from the Maryland Apprenticeship and Training Council to employ a competency based model in May 2017.

National Apprenticeship Week

For the second year in a row, Governor Larry Hogan issued a proclamation in November 2016 recognizing the National Apprenticeship Week. The Department sponsored six events throughout the week of November 14 through 18, 2016 focused on various aspects of apprenticeships. The weeklong celebration included a recognition of the role unions play in Registered Apprenticeships, business roundtable discussions on Registered Apprenticeship, an event focused on youth apprenticeship opportunities, and a veterans hiring event in partnership with Helmets to Hardhats.

Youth Apprenticeship

DLLR partnered with the Maryland State Department of Education and the Department of Commerce in developing the Apprenticeship Maryland youth apprenticeship pilot program in two local Maryland school systems. The collaboration is a part of the Augustine Commission's report released in February 2015. As a direct result of the Commission's recommendations, Apprenticeship Maryland was established with the passage of House Bill 942 (2015). At the beginning of the 2016-2017 school year, students from Frederick and Washington County Public School systems were able to apply for positions with local businesses who have registered to be apprentice sponsors. Now, students have the opportunity to earn while they learn through on-the-job learning experiences from the area's top employers. Each county can recruit up to 60 students for participation in the pilot program over the next two years.

The Department has released two annual reports on Youth Apprenticeship. Both are available on the Department's website. The 2017 annual report will be submitted to the Maryland General Assembly in December.

³ The press release outlining the projects can be accessed here:

<http://www.dllr.maryland.gov/whatsnews/apprinnovation.shtml>

The State of Maryland



Proclamation

From the Governor of the State of Maryland

NATIONAL APPRENTICESHIP WEEK

NOVEMBER 14 - 20, 2016

- WHEREAS,** Maryland participated in the inaugural National Apprenticeship Week in 2015 with events honoring and promoting the contributions apprentices make to Maryland's workforce; and
- WHEREAS,** Since National Apprenticeship Week 2015, Maryland's Youth Apprenticeship Pilot Program has begun with great success in two counties and is viewed as a National and international model. During the past year the Registered Apprenticeships program office has moved from the Division of Labor and Industry to the Division of Workforce Development and Adult Learning to expand opportunities for Marylanders by increasing access to federal and state workforce resources; and
- WHEREAS,** The primary focus of making Maryland more business friendly and improving the state's economic competitiveness is reflected in the growth of Marylander apprenticeships. Our state continues to seek solutions to growing the private sector, training citizens for 21st Century skills, and restoring Maryland's economy; and
- WHEREAS,** Our state is continuing the positive momentum created in the past year, making Registered Apprenticeships the premiere workforce solution for Maryland's businesses and job seekers; and
- WHEREAS,** Maryland is honored to join other states across the nation during the week of November 14 thru November 18, 2016, to extend our gratitude to apprentices, program sponsors, local businesses and mentors, elected officials, state and local government employees, educational institutions, volunteers on the Maryland Apprenticeship and Training Council and the Youth Apprenticeship Advisory Council, and everyone else supporting growing apprenticeships, for their hard work, continued dedication and commitment to excellence.

NOW, THEREFORE, I, LAWRENCE J. HOGAN, JR., GOVERNOR OF THE STATE OF MARYLAND, do hereby proclaim NOVEMBER 14 - 20, 2016 as NATIONAL APPRENTICESHIP WEEK in Maryland, and do commend this observance to all of our citizens.



Given Under My Hand and the Great Seal of the State of Maryland,
this 14th day of November
Two Thousand and sixteen

Lawrence J. Hogan, Jr.

Governor
Robert L. Hathaway

St. Governor
John C. Winkler

Secretary of State

CONSIDERATIONS REGARDING THE APPRENTICESHIP DATA BY SPONSOR

Registered Apprenticeship is the premier workforce training program. The structure of Registered Apprenticeship is flexible and innovative, allowing for businesses to create a structured training model to connect highly skilled workers to the employer. The Apprentices benefit through the On-the-Job Training, which allows them to earn an income while they learn the skills needed for the job. Upon completion of the program, the Apprentice is awarded a nationally recognized credential. The below charts represent each Registered Apprenticeship Sponsor who was listed as Active in Calendar Year 2016. Each Registered Apprenticeship Sponsor has their own customized Standards of Apprenticeship. The time required to complete a program can range from as little as one year to as long as six years. As such, there is no basis of comparison to create a completion rate between apprenticeship programs. Therefore, the information on the number of Apprentices Completed in each program during 2016 is included in the chart.

Advanced Vision Systems, Inc.

Apprentices Active	1	Montgomery County	(1)
New Apprentices Enrolled in 2016	0	Allegany County	(0)
Apprentices Completed in 2016	0	Anne Arundel County	(0)
		Baltimore City	(0)
Male	1	Baltimore County	(0)
Female	0	Calvert County	(0)
		Caroline County	(0)
Age 18 - 27	0	Carroll County	(0)
Age 28 - 37	1	Cecil County	(0)
Age 38 - 47	0	Charles County	(0)
Age 48 - 57	0	Dorchester County	(0)
Age 58 - 67	0	Frederick County	(0)
Age Undeclared	0	Garrett County	(0)
		Harford County	(0)
White (not Hispanic)	1	Howard County	(0)
Black (not Hispanic)	0	Kent County	(0)
Hispanic	0	Prince George's County	(0)
American Indian or Alaskan	0	Queen Anne's County	(0)
Asian / Pacific Islander	0	Somerset County	(0)
Race Other	0	St. Mary's County	(0)
Race Undeclared	0	Talbot County	(0)
		Washington County	(0)
		Wicomico County	(0)
		Worcester County	(0)
		County Unknown	(0)
		Outside Maryland	(0)

American Life Safety Fire Protection, LLC

Apprentices Active	2	Baltimore County	(1)
New Apprentices Enrolled in 2016	2	Charles County	(1)
Apprentices Completed in 2016	0	Allegany County	(0)
		Anne Arundel County	(0)
Male	2	Baltimore City	(0)
Female	0	Calvert County	(0)
		Caroline County	(0)
Age 18 - 27	1	Carroll County	(0)
Age 28 - 37	1	Cecil County	(0)
Age 38 - 47	0	Dorchester County	(0)
Age 48 - 57	0	Frederick County	(0)
Age 58 - 67	0	Garrett County	(0)
Age Undeclared	0	Harford County	(0)
		Howard County	(0)
White (not Hispanic)	2	Kent County	(0)
Black (not Hispanic)	0	Montgomery County	(0)
Hispanic	0	Prince George's County	(0)
American Indian or Alaskan	0	Queen Anne's County	(0)
Asian / Pacific Islander	0	Somerset County	(0)
Race Other	0	St. Mary's County	(0)
Race Undeclared	0	Talbot County	(0)
		Washington County	(0)
		Wicomico County	(0)
		Worcester County	(0)
		County Unknown	(0)
		Outside Maryland	(0)

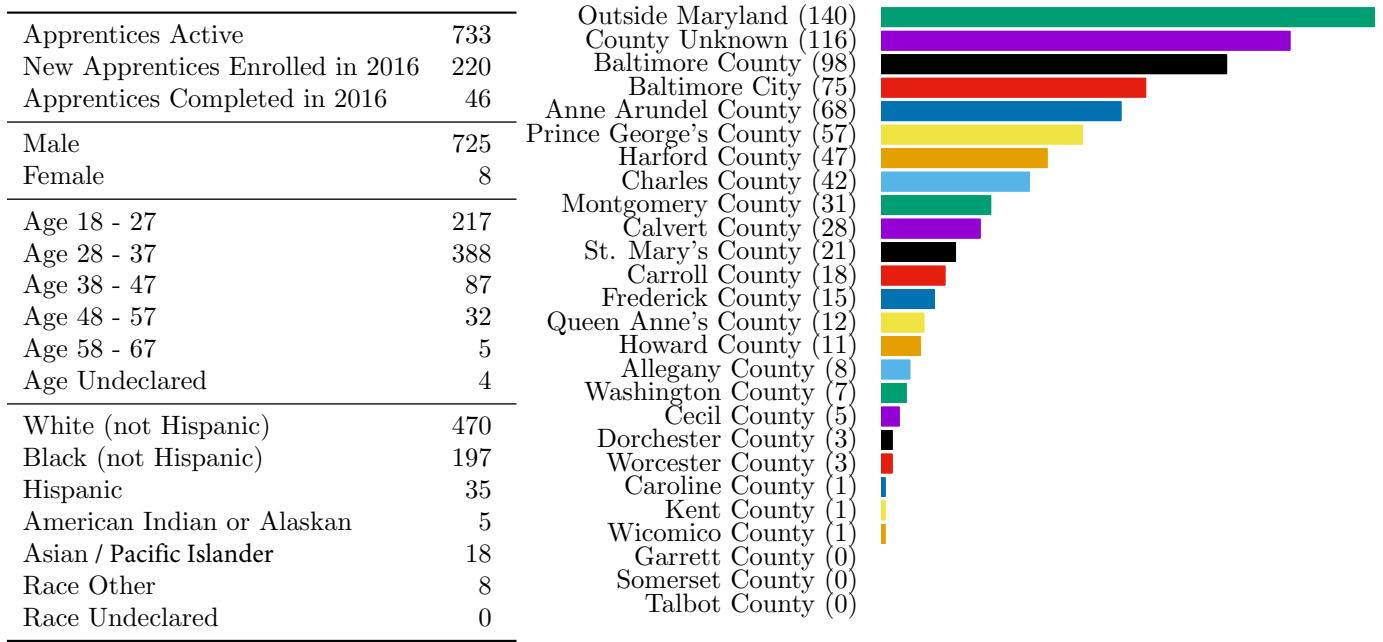
Amick Farms, LLC

Apprentices Active	1	County Unknown	(1)
New Apprentices Enrolled in 2016	0	Allegany County	(0)
Apprentices Completed in 2016	0	Anne Arundel County	(0)
		Baltimore City	(0)
		Baltimore County	(0)
Male	1	Calvert County	(0)
Female	0	Caroline County	(0)
		Carroll County	(0)
		Cecil County	(0)
Age 18 - 27	0	Charles County	(0)
Age 28 - 37	1	Dorchester County	(0)
Age 38 - 47	0	Frederick County	(0)
Age 48 - 57	0	Garrett County	(0)
Age 58 - 67	0	Harford County	(0)
Age Undeclared	0	Howard County	(0)
		Kent County	(0)
		Montgomery County	(0)
White (not Hispanic)	1	Prince George's County	(0)
Black (not Hispanic)	0	Queen Anne's County	(0)
Hispanic	0	Somerset County	(0)
American Indian or Alaskan	0	St. Mary's County	(0)
Asian / Pacific Islander	0	Talbot County	(0)
Race Other	0	Washington County	(0)
Race Undeclared	0	Wicomico County	(0)
		Worcester County	(0)
		Outside Maryland	(0)

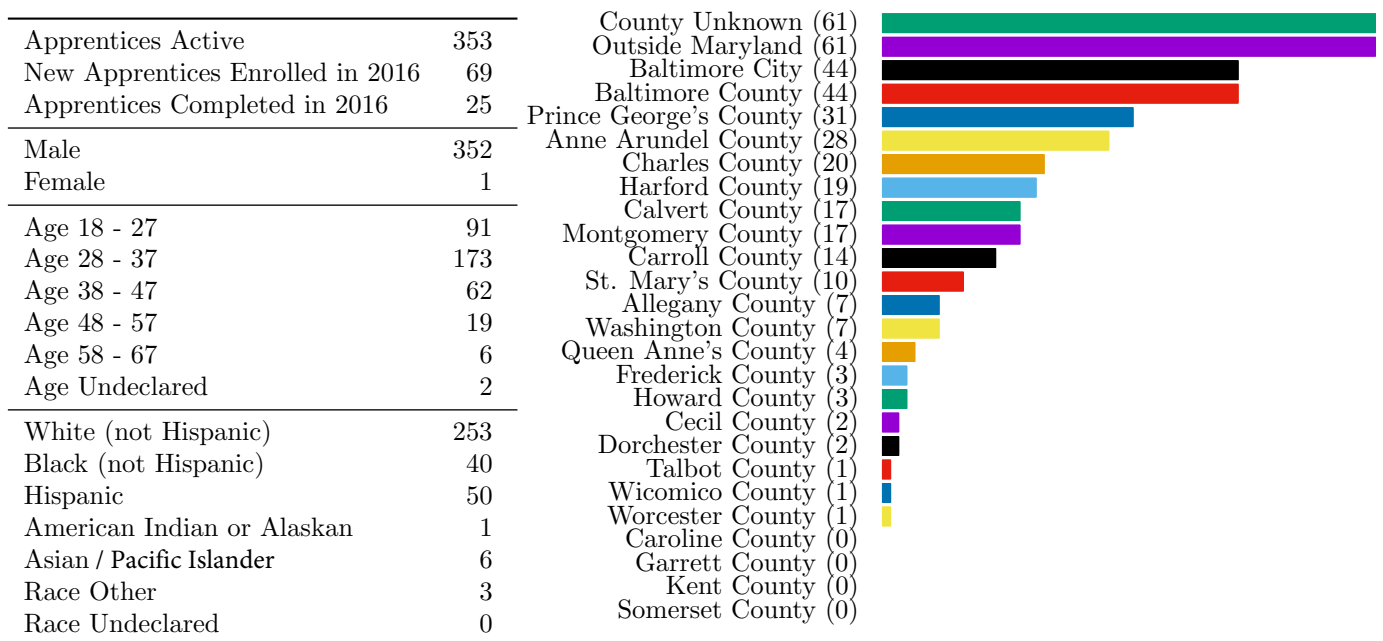
Anchor Electric

Apprentices Active	1	Anne Arundel County	(1)
New Apprentices Enrolled in 2016	0	Allegany County	(0)
Apprentices Completed in 2016	1	Baltimore City	(0)
		Baltimore County	(0)
Male	1	Calvert County	(0)
Female	0	Caroline County	(0)
		Carroll County	(0)
		Cecil County	(0)
Age 18 - 27	0	Charles County	(0)
Age 28 - 37	0	Dorchester County	(0)
Age 38 - 47	1	Frederick County	(0)
Age 48 - 57	0	Garrett County	(0)
Age 58 - 67	0	Harford County	(0)
Age Undeclared	0	Howard County	(0)
		Kent County	(0)
		Montgomery County	(0)
White (not Hispanic)	1	Prince George's County	(0)
Black (not Hispanic)	0	Queen Anne's County	(0)
Hispanic	0	Somerset County	(0)
American Indian or Alaskan	0	St. Mary's County	(0)
Asian / Pacific Islander	0	Talbot County	(0)
Race Other	0	Washington County	(0)
Race Undeclared	0	Wicomico County	(0)
		Worcester County	(0)
		County Unknown	(0)
		Outside Maryland	(0)

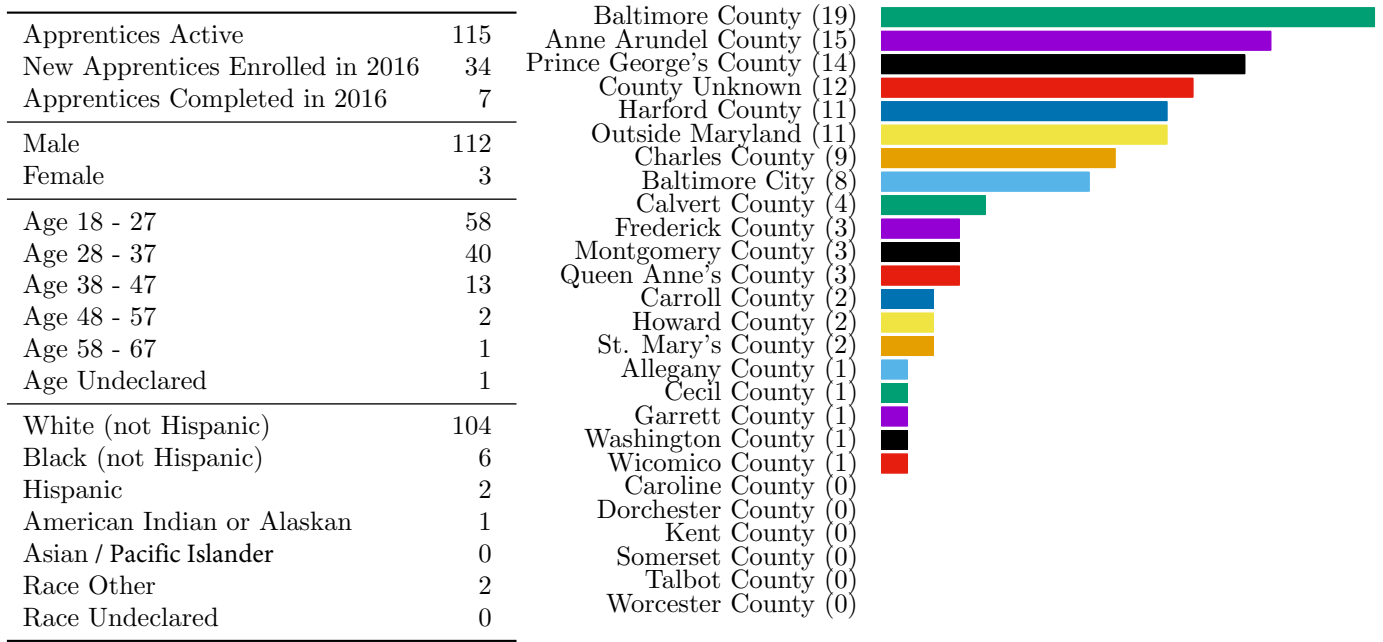
Associated Builders And Contractors, Baltimore Metropolitan Chapter



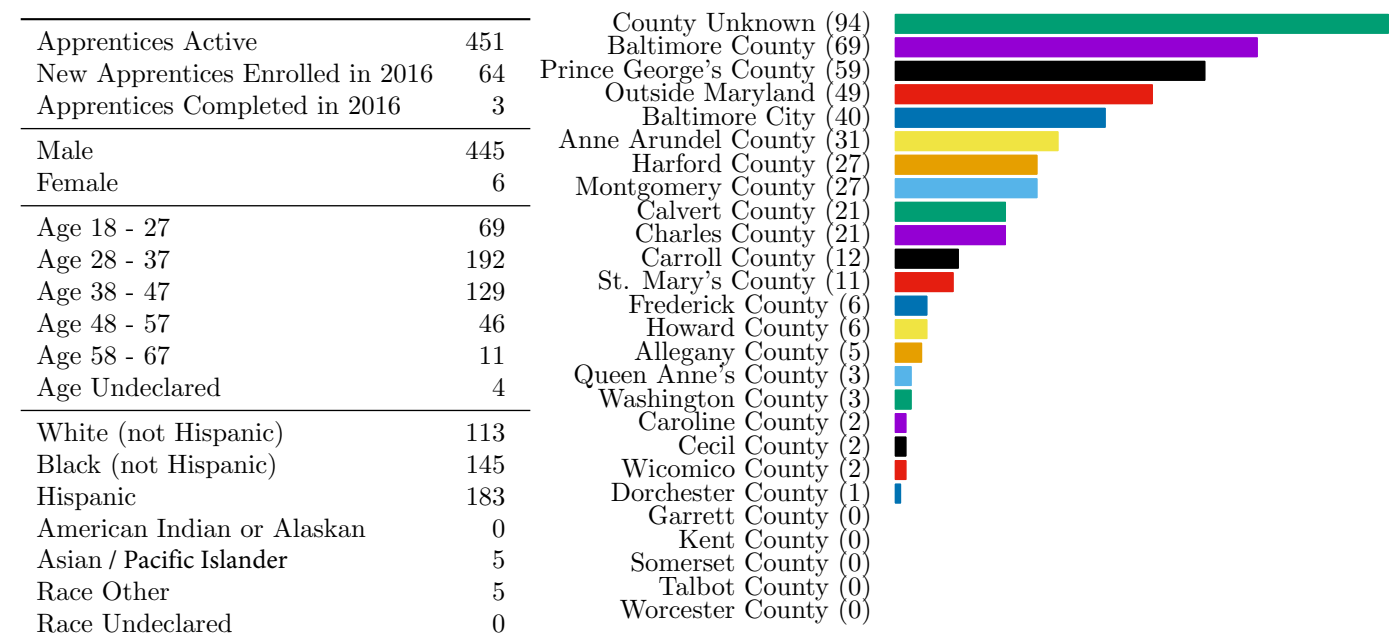
Associated Builders And Contractors, Chesapeake Shores Chapter



Associated Builders And Contractors, Cumberland Valley Chapter

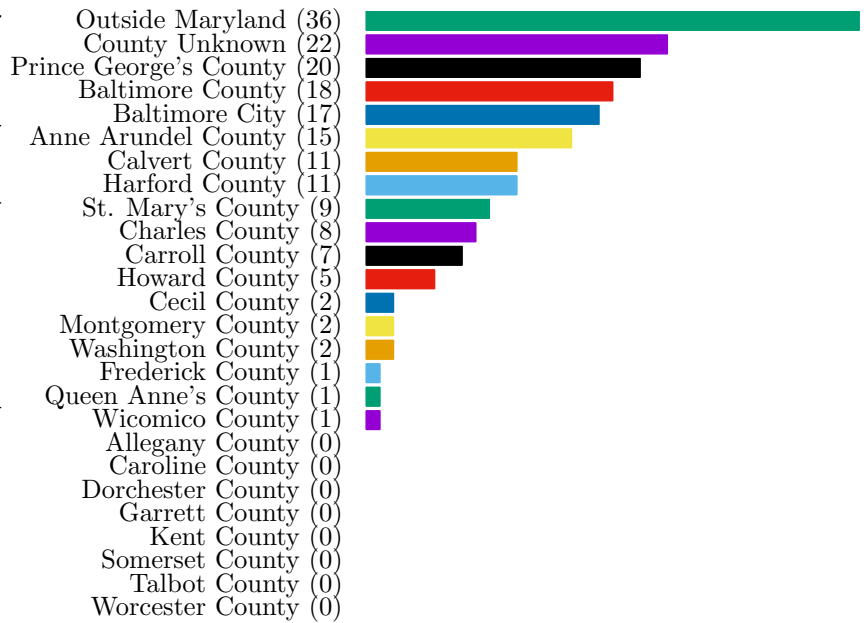


Associated Builders And Contractors, Metropolitan Washington Chapter



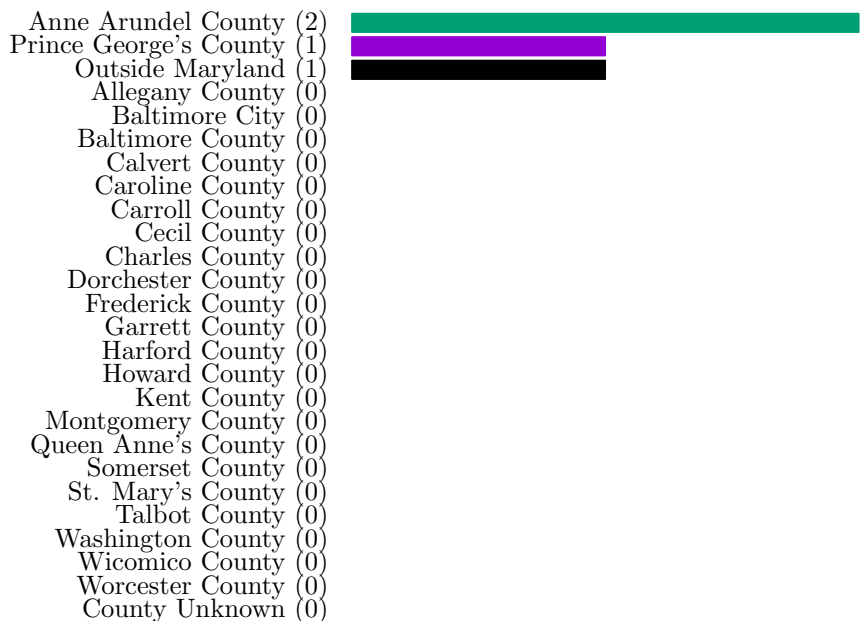
Association Of Air Conditioning, Professionals

Apprentices Active	171
New Apprentices Enrolled in 2016	47
Apprentices Completed in 2016	8
Male	170
Female	1
Age 18 - 27	48
Age 28 - 37	84
Age 38 - 47	31
Age 48 - 57	5
Age 58 - 67	3
Age Undeclared	0
White (not Hispanic)	80
Black (not Hispanic)	21
Hispanic	60
American Indian or Alaskan	1
Asian / Pacific Islander	7
Race Other	2
Race Undeclared	0

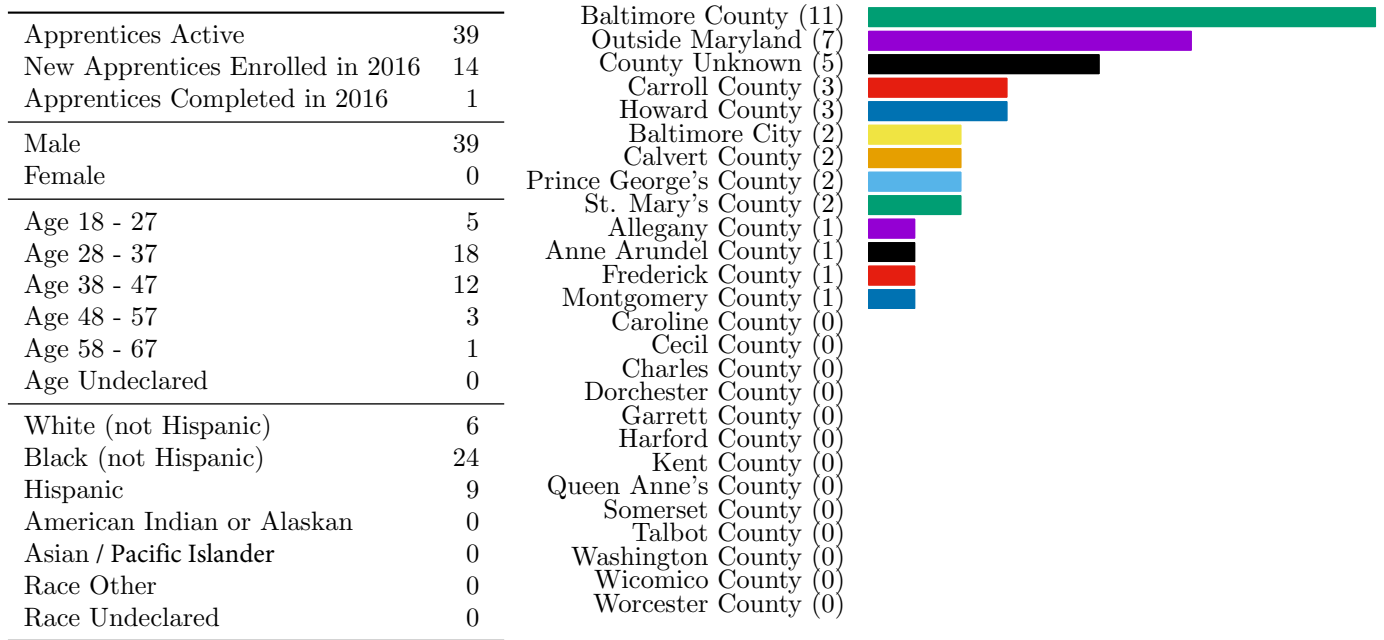


Badger Electric, Inc.

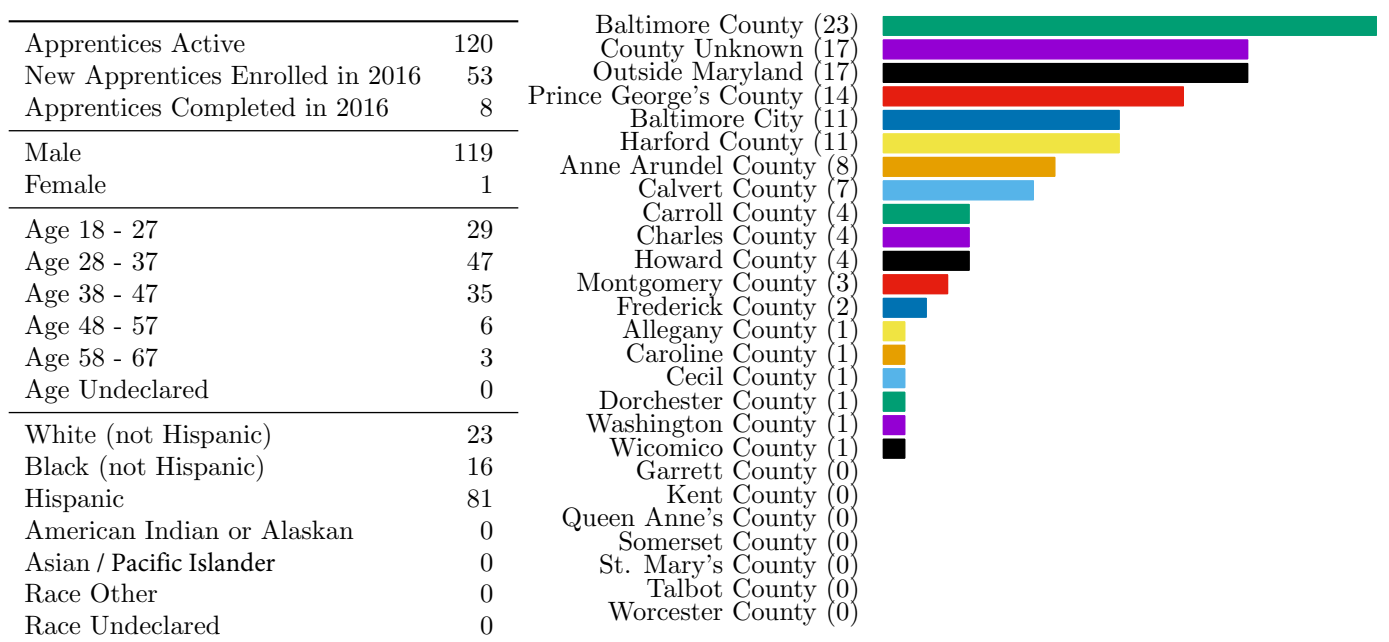
Apprentices Active	4
New Apprentices Enrolled in 2016	0
Apprentices Completed in 2016	0
Male	4
Female	0
Age 18 - 27	1
Age 28 - 37	3
Age 38 - 47	0
Age 48 - 57	0
Age 58 - 67	0
Age Undeclared	0
White (not Hispanic)	4
Black (not Hispanic)	0
Hispanic	0
American Indian or Alaskan	0
Asian / Pacific Islander	0
Race Other	0
Race Undeclared	0














Baltimore Area Roofers JAC




















Baltimore Bricklayers JATC, For The Masonry Industry



Baltimore Cement Masons JAC

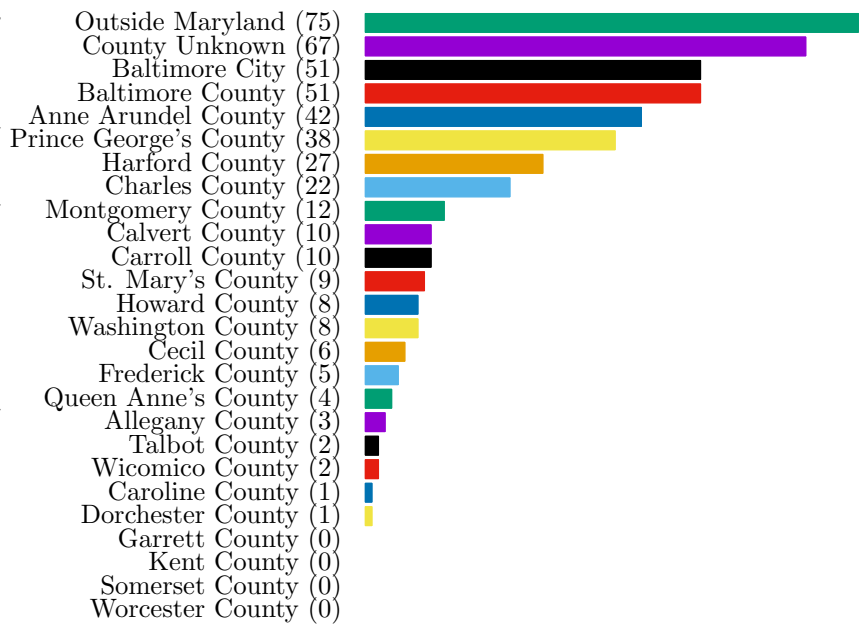
Apprentices Active	21	Anne Arundel County (4)	
New Apprentices Enrolled in 2016	8	Montgomery County (3)	
Apprentices Completed in 2016	0	Prince George's County (3)	
		County Unknown (3)	
		Baltimore City (2)	
Male	19	Carroll County (2)	
Female	2	Outside Maryland (2)	
		Baltimore County (1)	
Age 18 - 27	7	Calvert County (1)	
Age 28 - 37	5	Frederick County (1)	
Age 38 - 47	8	St. Mary's County (1)	
Age 48 - 57	0	Allegany County (0)	
Age 58 - 67	1	Caroline County (0)	
Age Undeclared	0	Cecil County (0)	
		Charles County (0)	
White (not Hispanic)	3	Dorchester County (0)	
Black (not Hispanic)	12	Garrett County (0)	
Hispanic	6	Harford County (0)	
American Indian or Alaskan	0	Howard County (0)	
Asian / Pacific Islander	0	Kent County (0)	
Race Other	0	Queen Anne's County (0)	
Race Undeclared	0	Somerset County (0)	
		Talbot County (0)	
		Washington County (0)	
		Wicomico County (0)	
		Worcester County (0)	

Baltimore City Joint Apprenticeship, Committee, Apscme Local No. 44

Apprentices Active	126	County Unknown (24)	
New Apprentices Enrolled in 2016	53	Baltimore City (22)	
Apprentices Completed in 2016	0	Baltimore County (21)	
		Outside Maryland (21)	
Male	115	Prince George's County (13)	
Female	11	Charles County (8)	
Age 18 - 27	6	Harford County (7)	
Age 28 - 37	32	Calvert County (6)	
Age 38 - 47	40	Carroll County (6)	
Age 48 - 57	27	Montgomery County (5)	
Age 58 - 67	16	Anne Arundel County (3)	
Age Undeclared	5	Frederick County (3)	
		Allegany County (2)	
White (not Hispanic)	24	Queen Anne's County (2)	
Black (not Hispanic)	97	St. Mary's County (2)	
Hispanic	3	Washington County (2)	
American Indian or Alaskan	0	Garrett County (1)	
Asian / Pacific Islander	0	Caroline County (0)	
Race Other	2	Cecil County (0)	
Race Undeclared	0	Dorchester County (0)	
		Howard County (0)	
		Kent County (0)	
		Somerset County (0)	
		Talbot County (0)	
		Wicomico County (0)	
		Worcester County (0)	

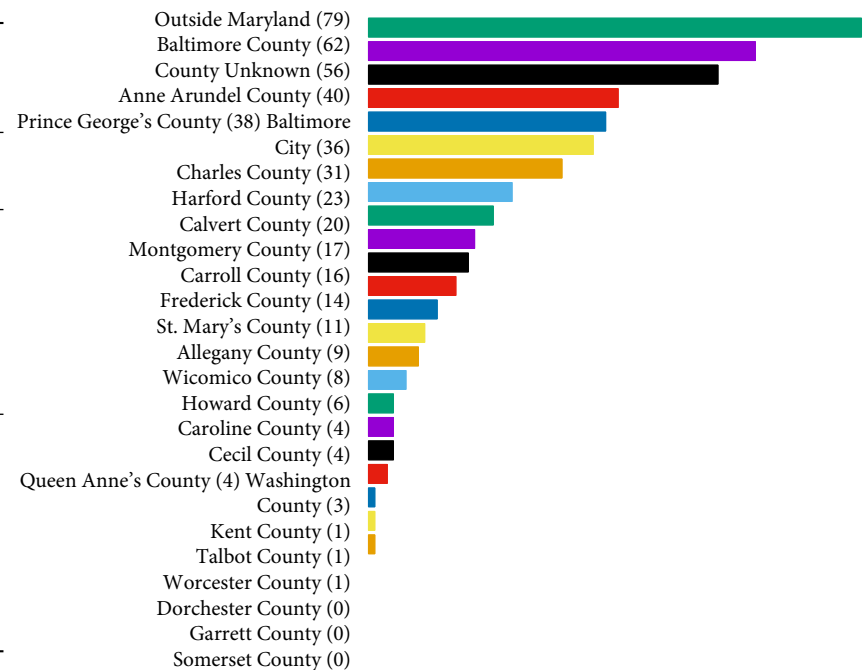
Baltimore County Police Department

Apprentices Active	403
New Apprentices Enrolled in 2016	41
Apprentices Completed in 2016	0
Male	320
Female	83
Age 18 - 27	26
Age 28 - 37	253
Age 38 - 47	95
Age 48 - 57	22
Age 58 - 67	3
Age Undeclared	4
White (not Hispanic)	293
Black (not Hispanic)	79
Hispanic	11
American Indian or Alaskan	1
Asian / Pacific Islander	15
Race Other	4
Race Undeclared	0



Baltimore Electricians JATC, Local Union No. 24

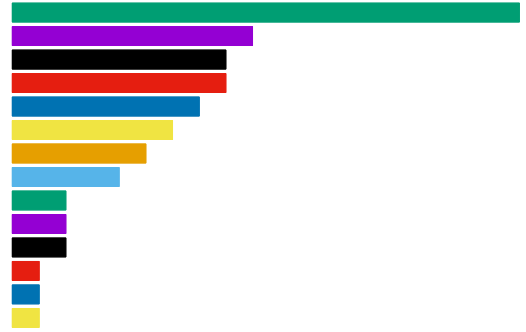
Apprentices Active	448
New Apprentices Enrolled in 2016	120
Apprentices Completed in 2016	46
Male	441
Female	7
Age 18 - 27	154
Age 28 - 37	238
Age 38 - 47	51
Age 48 - 57	5
Age 58 - 67	0
Age Undeclared	0
White (not Hispanic)	340
Black (not Hispanic)	95
Hispanic	8
American Indian or Alaskan	0
Asian / Pacific Islander	4
Race Other	1
Race Undeclared	0



Baltimore Ironworkers JAC

Apprentices Active	68
New Apprentices Enrolled in 2016	17
Apprentices Completed in 2016	0
Male	68
Female	0
Age 18 - 27	19
Age 28 - 37	32
Age 38 - 47	14
Age 48 - 57	2
Age 58 - 67	0
Age Undeclared	1
White (not Hispanic)	41
Black (not Hispanic)	24
Hispanic	2
American Indian or Alaskan	1
Asian / Pacific Islander	0
Race Other	0
Race Undeclared	0

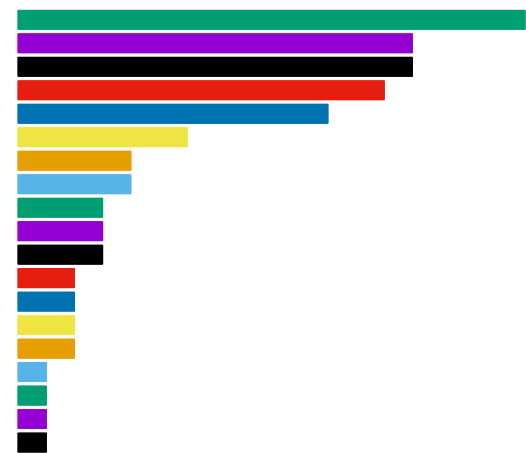
Outside Maryland	(19)
Prince George's County	(9)
Anne Arundel County	(8)
County Unknown	(8)
Baltimore City	(7)
Baltimore County	(6)
Charles County	(5)
Harford County	(4)
Calvert County	(2)
Frederick County	(2)
Montgomery County	(2)
Howard County	(1)
St. Mary's County	(1)
Washington County	(1)
Allegany County	(0)
Caroline County	(0)
Carroll County	(0)
Cecil County	(0)
Dorchester County	(0)
Garrett County	(0)
Kent County	(0)
Queen Anne's County	(0)
Somerset County	(0)
Talbot County	(0)
Wicomico County	(0)
Worcester County	(0)



Baltimore Operating Engineers JATC

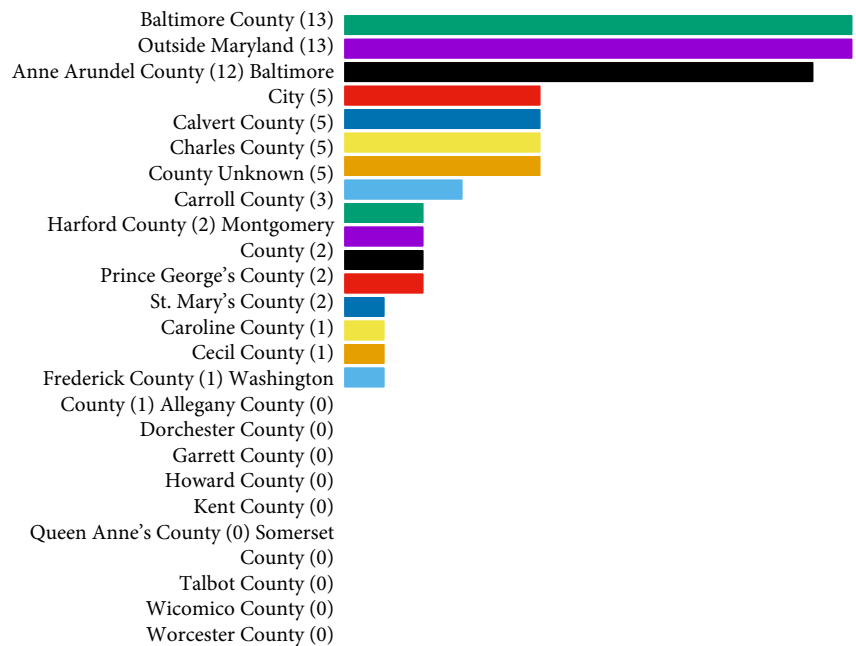
Apprentices Active	94
New Apprentices Enrolled in 2016	33
Apprentices Completed in 2016	8
Male	93
Female	1
Age 18 - 27	44
Age 28 - 37	37
Age 38 - 47	11
Age 48 - 57	2
Age 58 - 67	0
Age Undeclared	0
White (not Hispanic)	72
Black (not Hispanic)	19
Hispanic	1
American Indian or Alaskan	0
Asian / Pacific Islander	2
Race Other	0
Race Undeclared	0

Outside Maryland	(18)
Baltimore County	(14)
County Unknown	(14)
Anne Arundel County	(13)
Baltimore City	(11)
Calvert County	(6)
Charles County	(4)
Prince George's County	(4)
Carroll County	(3)
Montgomery County	(3)
St. Mary's County	(3)
Allegany County	(2)
Frederick County	(2)
Harford County	(2)
Howard County	(2)
Cecil County	(1)
Queen Anne's County	(1)
Wicomico County	(1)
Worcester County	(1)
Caroline County	(0)
Dorchester County	(0)
Garrett County	(0)
Kent County	(0)
Somerset County	(0)
Talbot County	(0)
Washington County	(0)



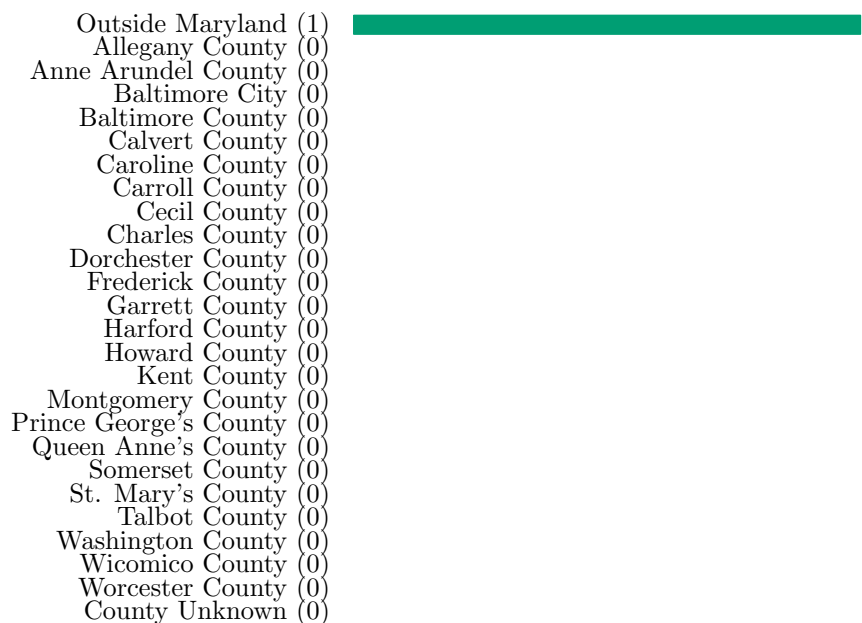
Baltimore Sheet Metal Workers JATC, Local Union No. 100

Apprentices Active	68
New Apprentices Enrolled in 2016	19
Apprentices Completed in 2016	14
Male	68
Female	0
Age 18 - 27	24
Age 28 - 37	37
Age 38 - 47	3
Age 48 - 57	3
Age 58 - 67	1
Age Undeclared	0
White (not Hispanic)	50
Black (not Hispanic)	15
Hispanic	2
American Indian or Alaskan	0
Asian / Pacific Islander	1
Race Other	0
Race Undeclared	0



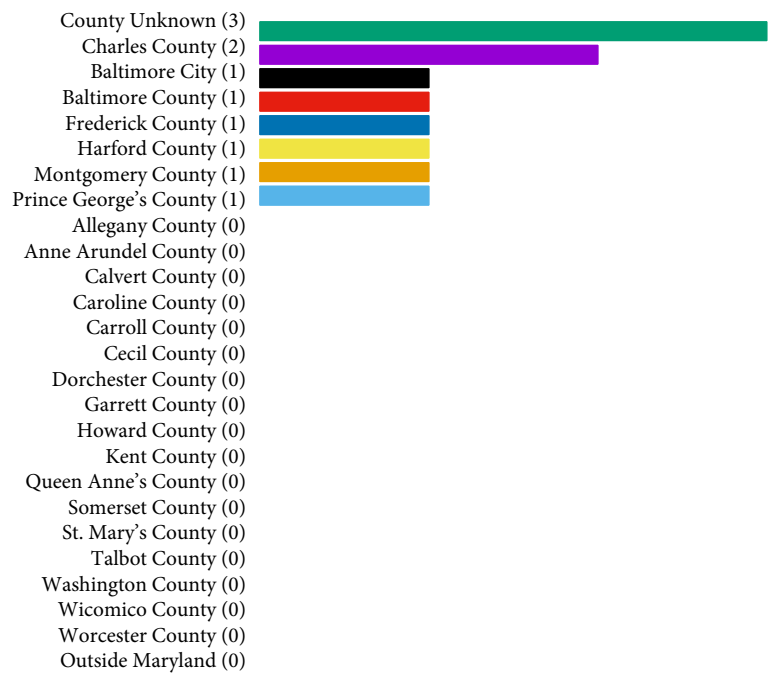
Bausum & Duckett Electric, LLC

Apprentices Active	1
New Apprentices Enrolled in 2016	0
Apprentices Completed in 2016	0
Male	1
Female	0
Age 18 - 27	0
Age 28 - 37	1
Age 38 - 47	0
Age 48 - 57	0
Age 58 - 67	0
Age Undeclared	0
White (not Hispanic)	0
Black (not Hispanic)	1
Hispanic	0
American Indian or Alaskan	0
Asian / Pacific Islander	0
Race Other	0
Race Undeclared	0



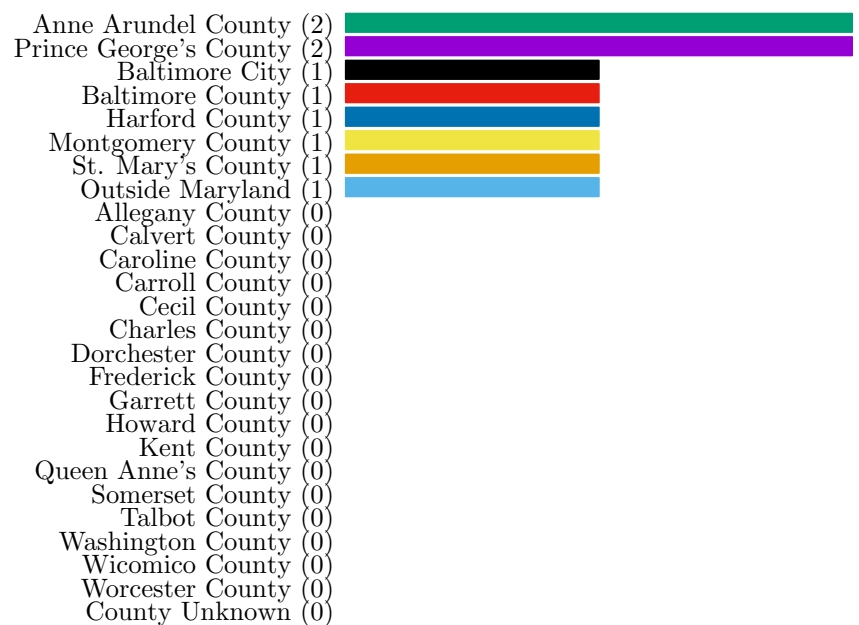
Bear Industries, Inc.

Apprentices Active	10
New Apprentices Enrolled in 2016	1
Apprentices Completed in 2016	0
Male	10
Female	0
Age 18 - 27	1
Age 28 - 37	9
Age 38 - 47	0
Age 48 - 57	0
Age 58 - 67	0
Age Undeclared	0
White (not Hispanic)	10
Black (not Hispanic)	0
Hispanic	0
American Indian or Alaskan	0
Asian / Pacific Islander	0
Race Other	0
Race Undeclared	0



Bechdon Company , Inc.

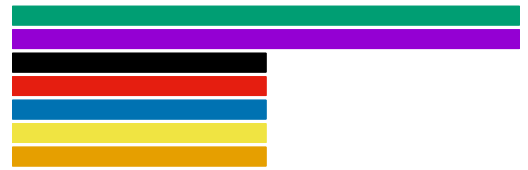
Apprentices Active	9
New Apprentices Enrolled in 2016	2
Apprentices Completed in 2016	1
Male	9
Female	0
Age 18 - 27	5
Age 28 - 37	4
Age 38 - 47	0
Age 48 - 57	0
Age 58 - 67	0
Age Undeclared	0
White (not Hispanic)	9
Black (not Hispanic)	0
Hispanic	0
American Indian or Alaskan	0
Asian / Pacific Islander	0
Race Other	0
Race Undeclared	0



Bilbrough's Electric, Inc.

Apprentices Active	9
New Apprentices Enrolled in 2016	1
Apprentices Completed in 2016	0
Male	9
Female	0
Age 18 - 27	3
Age 28 - 37	5
Age 38 - 47	1
Age 48 - 57	0
Age 58 - 67	0
Age Undeclared	0
White (not Hispanic)	8
Black (not Hispanic)	1
Hispanic	0
American Indian or Alaskan	0
Asian / Pacific Islander	0
Race Other	0
Race Undeclared	0

Anne Arundel County	(2)
Baltimore County	(2)
Calvert County	(1)
Howard County	(1)
Prince George's County	(1)
Washington County	(1)
Outside Maryland	(1)
Allegany County	(0)
Baltimore City	(0)
Caroline County	(0)
Carroll County	(0)
Cecil County	(0)
Charles County	(0)
Dorchester County	(0)
Frederick County	(0)
Garrett County	(0)
Harford County	(0)
Kent County	(0)
Montgomery County	(0)
Queen Anne's County	(0)
Somerset County	(0)
St. Mary's County	(0)
Talbot County	(0)
Wicomico County	(0)
Worcester County	(0)
County Unknown	(0)



Blue Claw Electric, LLC

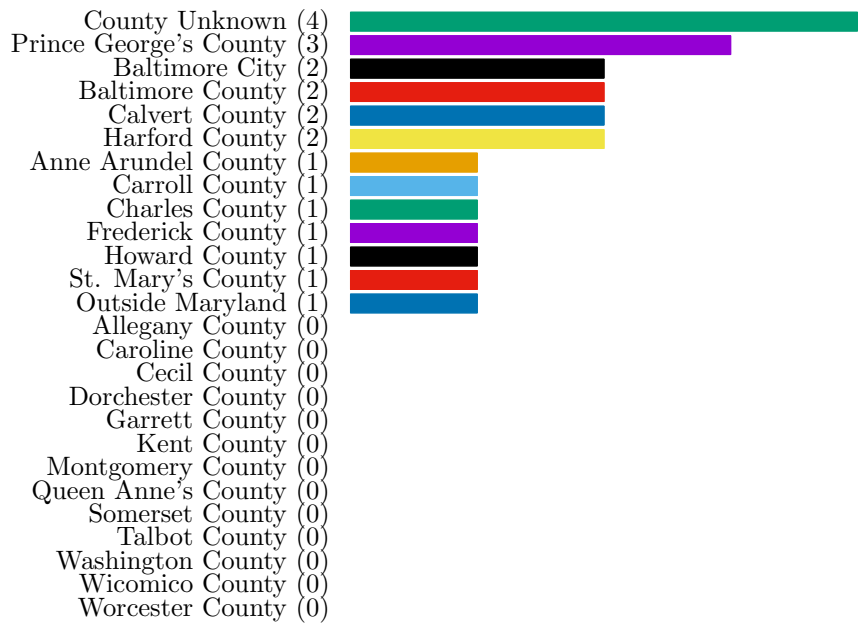
Apprentices Active	2
New Apprentices Enrolled in 2016	0
Apprentices Completed in 2016	1
Male	2
Female	0
Age 18 - 27	0
Age 28 - 37	2
Age 38 - 47	0
Age 48 - 57	0
Age 58 - 67	0
Age Undeclared	0
White (not Hispanic)	2
Black (not Hispanic)	0
Hispanic	0
American Indian or Alaskan	0
Asian / Pacific Islander	0
Race Other	0
Race Undeclared	0

Charles County	(1)
Outside Maryland	(1)
Allegany County	(0)
Anne Arundel County	(0)
Baltimore City	(0)
Baltimore County	(0)
Calvert County	(0)
Caroline County	(0)
Carroll County	(0)
Cecil County	(0)
Dorchester County	(0)
Frederick County	(0)
Garrett County	(0)
Harford County	(0)
Howard County	(0)
Kent County	(0)
Montgomery County	(0)
Prince George's County	(0)
Queen Anne's County	(0)
Somerset County	(0)
St. Mary's County	(0)
Talbot County	(0)
Washington County	(0)
Wicomico County	(0)
Worcester County	(0)
County Unknown	(0)



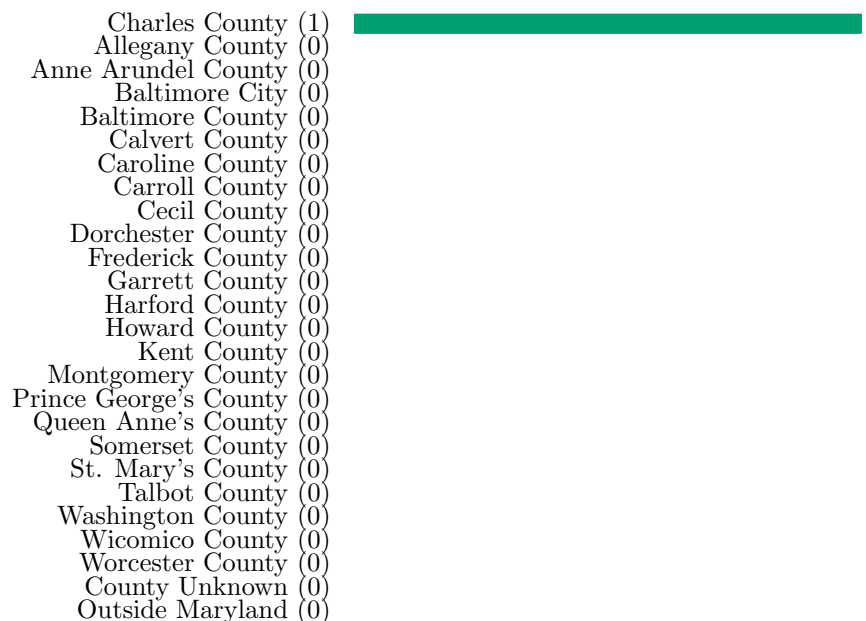
Bricklayers And Allied Craftworkers, District Council Of West Virginia

Apprentices Active	20
New Apprentices Enrolled in 2016	5
Apprentices Completed in 2016	0
Male	19
Female	1
Age 18 - 27	9
Age 28 - 37	9
Age 38 - 47	2
Age 48 - 57	0
Age 58 - 67	0
Age Undeclared	0
White (not Hispanic)	20
Black (not Hispanic)	0
Hispanic	0
American Indian or Alaskan	0
Asian / Pacific Islander	0
Race Other	0
Race Undeclared	0



British American Auto Care, Inc.

Apprentices Active	1
New Apprentices Enrolled in 2016	0
Apprentices Completed in 2016	1
Male	1
Female	0
Age 18 - 27	0
Age 28 - 37	1
Age 38 - 47	0
Age 48 - 57	0
Age 58 - 67	0
Age Undeclared	0
White (not Hispanic)	1
Black (not Hispanic)	0
Hispanic	0
American Indian or Alaskan	0
Asian / Pacific Islander	0
Race Other	0
Race Undeclared	0



Cap Electric, Inc.

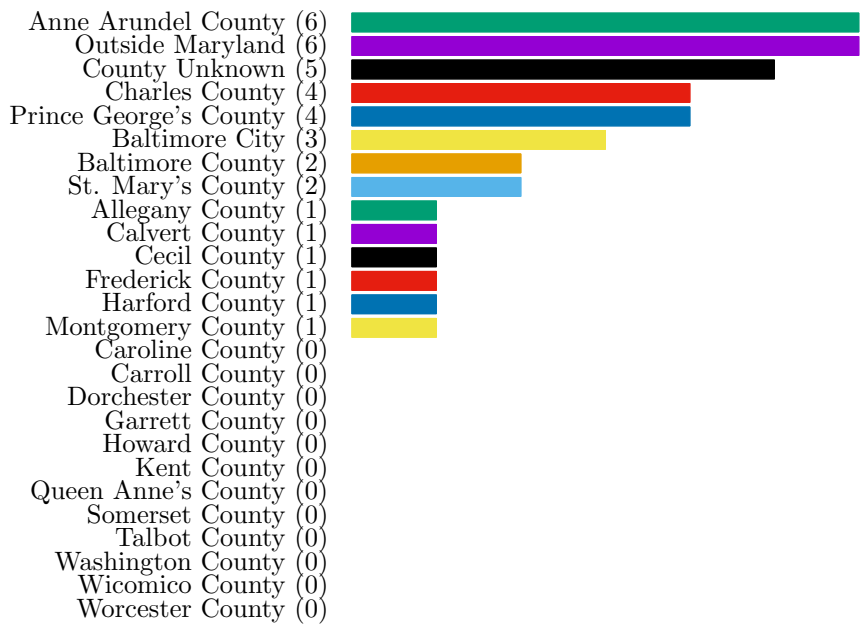
Apprentices Active	1	Anne Arundel County (1)
New Apprentices Enrolled in 2016	0	Allegany County (0)
Apprentices Completed in 2016	0	Baltimore City (0)
Male	1	Baltimore County (0)
Female	0	Calvert County (0)
Age 18 - 27	1	Caroline County (0)
Age 28 - 37	0	Carroll County (0)
Age 38 - 47	0	Cecil County (0)
Age 48 - 57	0	Charles County (0)
Age 58 - 67	0	Dorchester County (0)
Age Undeclared	0	Frederick County (0)
White (not Hispanic)	1	Garrett County (0)
Black (not Hispanic)	0	Harford County (0)
Hispanic	0	Howard County (0)
American Indian or Alaskan	0	Kent County (0)
Asian / Pacific Islander	0	Montgomery County (0)
Race Other	0	Prince George's County (0)
Race Undeclared	0	Queen Anne's County (0)
		Somerset County (0)
		St. Mary's County (0)
		Talbot County (0)
		Washington County (0)
		Wicomico County (0)
		Worcester County (0)
		County Unknown (0)
		Outside Maryland (0)

Capitol Sprinkler Contracting, Inc.

Apprentices Active	12	Anne Arundel County (4)
New Apprentices Enrolled in 2016	5	Howard County (2)
Apprentices Completed in 2016	2	County Unknown (2)
Male	12	Baltimore City (1)
Female	0	Carroll County (1)
Age 18 - 27	1	Cecil County (1)
Age 28 - 37	10	St. Mary's County (1)
Age 38 - 47	1	Outside Maryland (1)
Age 48 - 57	0	Allegany County (0)
Age 58 - 67	0	Baltimore County (0)
Age Undeclared	0	Calvert County (0)
White (not Hispanic)	10	Caroline County (0)
Black (not Hispanic)	2	Charles County (0)
Hispanic	0	Dorchester County (0)
American Indian or Alaskan	0	Frederick County (0)
Asian / Pacific Islander	0	Garrett County (0)
Race Other	0	Harford County (0)
Race Undeclared	0	Kent County (0)
		Montgomery County (0)
		Prince George's County (0)
		Queen Anne's County (0)
		Somerset County (0)
		Talbot County (0)
		Washington County (0)
		Wicomico County (0)
		Worcester County (0)

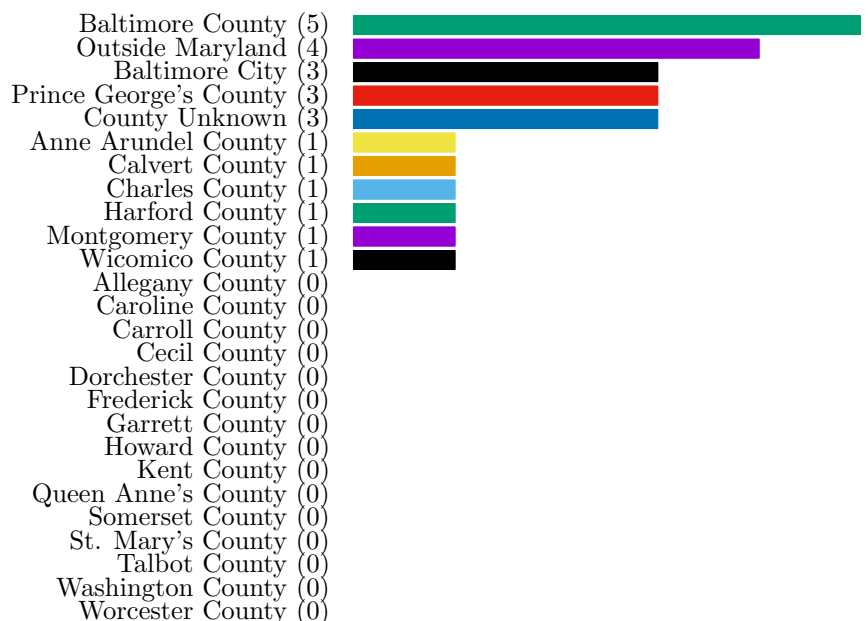
Carpenters JAC Of Philadelphia And Vicinity

Apprentices Active	35
New Apprentices Enrolled in 2016	5
Apprentices Completed in 2016	0
Male	35
Female	0
Age 18 - 27	10
Age 28 - 37	21
Age 38 - 47	1
Age 48 - 57	2
Age 58 - 67	1
Age Undeclared	0
White (not Hispanic)	30
Black (not Hispanic)	3
Hispanic	2
American Indian or Alaskan	0
Asian / Pacific Islander	0
Race Other	0
Race Undeclared	0



Chesapeake Sprinkler Company

Apprentices Active	21
New Apprentices Enrolled in 2016	5
Apprentices Completed in 2016	0
Male	21
Female	0
Age 18 - 27	2
Age 28 - 37	14
Age 38 - 47	5
Age 48 - 57	0
Age 58 - 67	0
Age Undeclared	0
White (not Hispanic)	14
Black (not Hispanic)	2
Hispanic	5
American Indian or Alaskan	0
Asian / Pacific Islander	0
Race Other	0
Race Undeclared	0



Choptank Electric Cooperative, Inc.

Apprentices Active	5
New Apprentices Enrolled in 2016	5
Apprentices Completed in 2016	0
Male	5
Female	0
Age 18 - 27	0
Age 28 - 37	5
Age 38 - 47	0
Age 48 - 57	0
Age 58 - 67	0
Age Undeclared	0
White (not Hispanic)	5
Black (not Hispanic)	0
Hispanic	0
American Indian or Alaskan	0
Asian / Pacific Islander	0
Race Other	0
Race Undeclared	0

Baltimore City	(2)
County Unknown	(2)
Charles County	(1)
Washington County	(1)
Outside Maryland	(1)
Allegany County	(0)
Anne Arundel County	(0)
Baltimore County	(0)
Calvert County	(0)
Caroline County	(0)
Carroll County	(0)
Cecil County	(0)
Dorchester County	(0)
Frederick County	(0)
Garrett County	(0)
Harford County	(0)
Howard County	(0)
Kent County	(0)
Montgomery County	(0)
Prince George's County	(0)
Queen Anne's County	(0)
Somerset County	(0)
St. Mary's County	(0)
Talbot County	(0)
Wicomico County	(0)
Worcester County	(0)



Colt Insulation, Inc.

Apprentices Active	5
New Apprentices Enrolled in 2016	2
Apprentices Completed in 2016	2
Male	3
Female	2
Age 18 - 27	1
Age 28 - 37	1
Age 38 - 47	2
Age 48 - 57	1
Age 58 - 67	0
Age Undeclared	0
White (not Hispanic)	1
Black (not Hispanic)	0
Hispanic	4
American Indian or Alaskan	0
Asian / Pacific Islander	0
Race Other	0
Race Undeclared	0

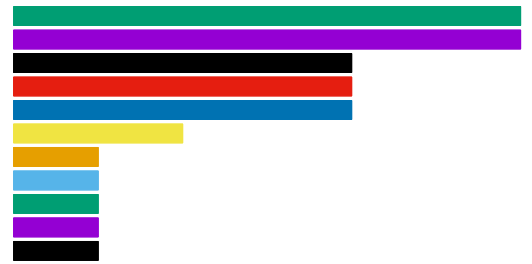
Baltimore County	(1)
Harford County	(1)
Prince George's County	(1)
Worcester County	(1)
Outside Maryland	(1)
Allegany County	(0)
Anne Arundel County	(0)
Baltimore City	(0)
Calvert County	(0)
Caroline County	(0)
Carroll County	(0)
Cecil County	(0)
Charles County	(0)
Dorchester County	(0)
Frederick County	(0)
Garrett County	(0)
Howard County	(0)
Kent County	(0)
Montgomery County	(0)
Queen Anne's County	(0)
Somerset County	(0)
St. Mary's County	(0)
Talbot County	(0)
Washington County	(0)
Wicomico County	(0)
County Unknown	(0)



Cumberland Plumbers & Steamfitters, Local 489 JATC

Apprentices Active	27
New Apprentices Enrolled in 2016	8
Apprentices Completed in 2016	1
Male	26
Female	1
Age 18 - 27	7
Age 28 - 37	15
Age 38 - 47	5
Age 48 - 57	0
Age 58 - 67	0
Age Undeclared	0
White (not Hispanic)	26
Black (not Hispanic)	1
Hispanic	0
American Indian or Alaskan	0
Asian / Pacific Islander	0
Race Other	0
Race Undeclared	0

Prince George's County	(6)
County Unknown	(6)
Anne Arundel County	(4)
Baltimore City	(4)
Outside Maryland	(4)
Frederick County	(2)
Baltimore County	(1)
Carroll County	(1)
Cecil County	(1)
Harford County	(1)
Montgomery County	(1)
Allegany County	(0)
Calvert County	(0)
Caroline County	(0)
Charles County	(0)
Dorchester County	(0)
Garrett County	(0)
Howard County	(0)
Kent County	(0)
Queen Anne's County	(0)
Somerset County	(0)
St. Mary's County	(0)
Talbot County	(0)
Washington County	(0)
Wicomico County	(0)
Worcester County	(0)



Dedicated Circuits, LLC

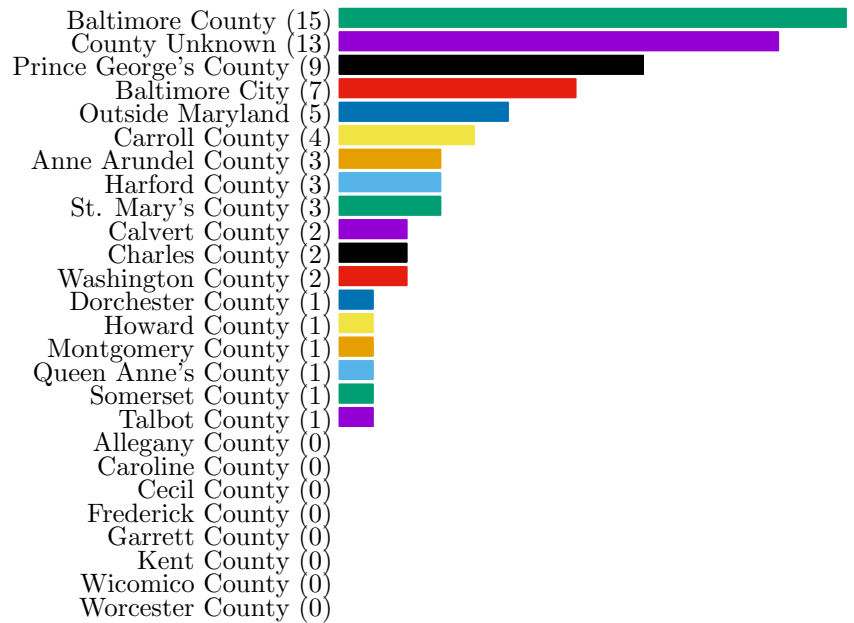
Apprentices Active	2
New Apprentices Enrolled in 2016	1
Apprentices Completed in 2016	1
Male	2
Female	0
Age 18 - 27	0
Age 28 - 37	1
Age 38 - 47	1
Age 48 - 57	0
Age 58 - 67	0
Age Undeclared	0
White (not Hispanic)	2
Black (not Hispanic)	0
Hispanic	0
American Indian or Alaskan	0
Asian / Pacific Islander	0
Race Other	0
Race Undeclared	0

Anne Arundel County	(1)
Baltimore County	(1)
Allegany County	(0)
Baltimore City	(0)
Calvert County	(0)
Caroline County	(0)
Carroll County	(0)
Cecil County	(0)
Charles County	(0)
Dorchester County	(0)
Frederick County	(0)
Garrett County	(0)
Harford County	(0)
Howard County	(0)
Kent County	(0)
Montgomery County	(0)
Prince George's County	(0)
Queen Anne's County	(0)
Somerset County	(0)
St. Mary's County	(0)
Talbot County	(0)
Washington County	(0)
Wicomico County	(0)
Worcester County	(0)
County Unknown	(0)
Outside Maryland	(0)



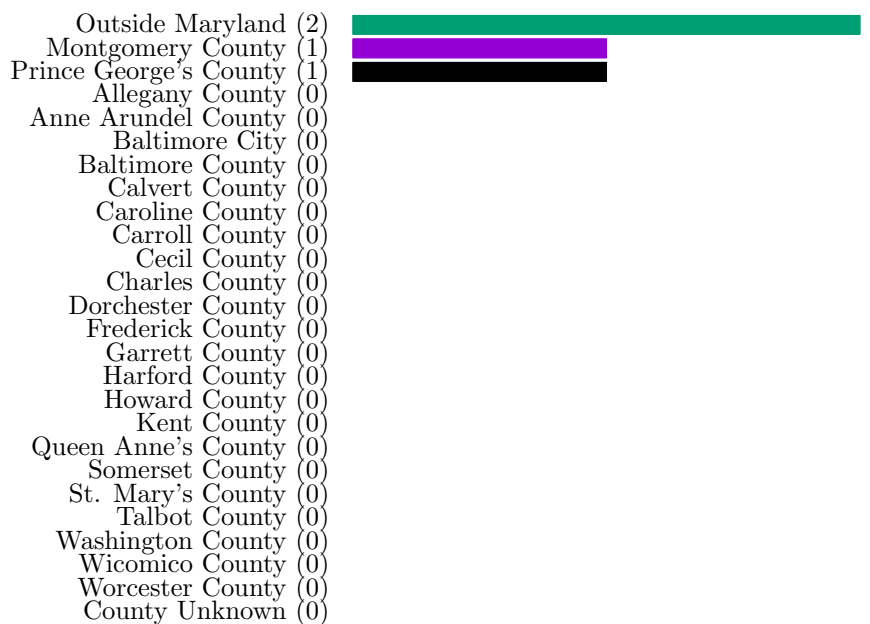
Delaware Elevator, Inc.

Apprentices Active	67
New Apprentices Enrolled in 2016	28
Apprentices Completed in 2016	1
Male	66
Female	1
Age 18 - 27	25
Age 28 - 37	30
Age 38 - 47	8
Age 48 - 57	4
Age 58 - 67	0
Age Undeclared	0
White (not Hispanic)	53
Black (not Hispanic)	8
Hispanic	2
American Indian or Alaskan	1
Asian / Pacific Islander	1
Race Other	2
Race Undeclared	0



Delmarva Power

Apprentices Active	4
New Apprentices Enrolled in 2016	0
Apprentices Completed in 2016	0
Male	4
Female	0
Age 18 - 27	0
Age 28 - 37	4
Age 38 - 47	0
Age 48 - 57	0
Age 58 - 67	0
Age Undeclared	0
White (not Hispanic)	4
Black (not Hispanic)	0
Hispanic	0
American Indian or Alaskan	0
Asian / Pacific Islander	0
Race Other	0
Race Undeclared	0



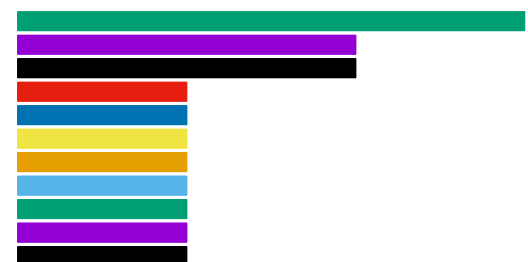
Dixon Valve & Coupling Company

Apprentices Active	2	Montgomery County	(1)
New Apprentices Enrolled in 2016	0	Outside Maryland	(1)
Apprentices Completed in 2016	0	Allegany County	(0)
Male	1	Anne Arundel County	(0)
Female	1	Baltimore City	(0)
Age 18 - 27	0	Baltimore County	(0)
Age 28 - 37	1	Calvert County	(0)
Age 38 - 47	1	Caroline County	(0)
Age 48 - 57	0	Carroll County	(0)
Age 58 - 67	0	Cecil County	(0)
Age Undeclared	0	Charles County	(0)
White (not Hispanic)	1	Dorchester County	(0)
Black (not Hispanic)	0	Frederick County	(0)
Hispanic	0	Garrett County	(0)
American Indian or Alaskan	0	Harford County	(0)
Asian / Pacific Islander	1	Howard County	(0)
Race Other	0	Kent County	(0)
Race Undeclared	0	Prince George's County	(0)
		Queen Anne's County	(0)
		Somerset County	(0)
		St. Mary's County	(0)
		Talbot County	(0)
		Washington County	(0)
		Wicomico County	(0)
		Worcester County	(0)
		County Unknown	(0)



Eastern Elevator Service And Sales, Company

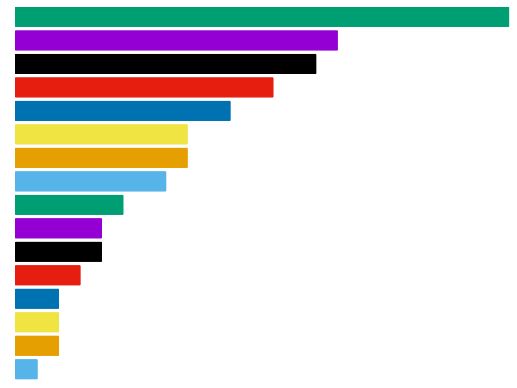
Apprentices Active	14	Baltimore County	(3)
New Apprentices Enrolled in 2016	6	County Unknown	(2)
Apprentices Completed in 2016	0	Outside Maryland	(2)
Male	14	Baltimore City	(1)
Female	0	Calvert County	(1)
Age 18 - 27	5	Carroll County	(1)
Age 28 - 37	8	Charles County	(1)
Age 38 - 47	1	Harford County	(1)
Age 48 - 57	0	Prince George's County	(1)
Age 58 - 67	0	St. Mary's County	(1)
Age Undeclared	0	Wicomico County	(1)
White (not Hispanic)	14	Allegany County	(0)
Black (not Hispanic)	0	Anne Arundel County	(0)
Hispanic	0	Caroline County	(0)
American Indian or Alaskan	0	Cecil County	(0)
Asian / Pacific Islander	0	Dorchester County	(0)
Race Other	0	Frederick County	(0)
Race Undeclared	0	Garrett County	(0)
		Howard County	(0)
		Kent County	(0)
		Montgomery County	(0)
		Queen Anne's County	(0)
		Somerset County	(0)
		Talbot County	(0)
		Washington County	(0)
		Worcester County	(0)



Electrical Apprenticeship Program, Of Carroll County Maryland

Apprentices Active	112
New Apprentices Enrolled in 2016	35
Apprentices Completed in 2016	10
Male	112
Female	0
Age 18 - 27	49
Age 28 - 37	47
Age 38 - 47	14
Age 48 - 57	1
Age 58 - 67	0
Age Undeclared	1
White (not Hispanic)	106
Black (not Hispanic)	2
Hispanic	3
American Indian or Alaskan	0
Asian / Pacific Islander	0
Race Other	1
Race Undeclared	0

Outside Maryland	(23)
Baltimore County	(15)
County Unknown	(14)
Harford County	(12)
Prince George's County	(10)
Anne Arundel County	(8)
Baltimore City	(8)
Montgomery County	(7)
Charles County	(5)
Calvert County	(4)
Carroll County	(4)
St. Mary's County	(3)
Allegany County	(2)
Frederick County	(2)
Howard County	(2)
Wicomico County	(1)
Caroline County	(0)
Cecil County	(0)
Dorchester County	(0)
Garrett County	(0)
Kent County	(0)
Queen Anne's County	(0)
Somerset County	(0)
Talbot County	(0)
Washington County	(0)
Worcester County	(0)



Ellicott Dredges, LLC

Apprentices Active	4
New Apprentices Enrolled in 2016	0
Apprentices Completed in 2016	0
Male	4
Female	0
Age 18 - 27	1
Age 28 - 37	1
Age 38 - 47	0
Age 48 - 57	1
Age 58 - 67	1
Age Undeclared	0
White (not Hispanic)	0
Black (not Hispanic)	4
Hispanic	0
American Indian or Alaskan	0
Asian / Pacific Islander	0
Race Other	0
Race Undeclared	0

Anne Arundel County	(1)
Baltimore County	(1)
Calvert County	(1)
Outside Maryland	(1)
Allegany County	(0)
Baltimore City	(0)
Caroline County	(0)
Carroll County	(0)
Cecil County	(0)
Charles County	(0)
Dorchester County	(0)
Frederick County	(0)
Garrett County	(0)
Harford County	(0)
Howard County	(0)
Kent County	(0)
Montgomery County	(0)
Prince George's County	(0)
Queen Anne's County	(0)
Somerset County	(0)
St. Mary's County	(0)
Talbot County	(0)
Washington County	(0)
Wicomico County	(0)
Worcester County	(0)
County Unknown	(0)



Finishing Trades Institute Of, Maryland, Virginia, Washington, D.C.

Apprentices Active	350	County Unknown (68)	
New Apprentices Enrolled in 2016	101	Outside Maryland (51)	
Apprentices Completed in 2016	0	Prince George's County (50)	
		Baltimore County (48)	
		Baltimore City (37)	
Male	341	Anne Arundel County (25)	
Female	9	Harford County (23)	
		Montgomery County (17)	
Age 18 - 27	70	Carroll County (11)	
Age 28 - 37	168	Howard County (11)	
Age 38 - 47	75	Charles County (9)	
Age 48 - 57	27	Calvert County (7)	
Age 58 - 67	9	Frederick County (7)	
Age Undeclared	1	St. Mary's County (6)	
		Queen Anne's County (5)	
White (not Hispanic)	87	Allegany County (2)	
Black (not Hispanic)	80	Caroline County (2)	
Hispanic	175	Cecil County (2)	
American Indian or Alaskan	0	Somerset County (2)	
Asian / Pacific Islander	0	Washington County (2)	
Race Other	8	Wicomico County (2)	
Race Undeclared	0	Dorchester County (0)	
		Garrett County (0)	
		Kent County (0)	
		Talbot County (0)	
		Worcester County (0)	

Fireguard Corporation

Apprentices Active	11	Harford County (3)	
New Apprentices Enrolled in 2016	0	Prince George's County (2)	
Apprentices Completed in 2016	0	County Unknown (2)	
		Outside Maryland (2)	
Male	11	Anne Arundel County (1)	
Female	0	Baltimore City (1)	
		Calvert County (1)	
Age 18 - 27	0	Allegany County (0)	
Age 28 - 37	9	Baltimore County (0)	
Age 38 - 47	1	Caroline County (0)	
Age 48 - 57	1	Carroll County (0)	
Age 58 - 67	0	Cecil County (0)	
Age Undeclared	0	Charles County (0)	
		Dorchester County (0)	
White (not Hispanic)	7	Frederick County (0)	
Black (not Hispanic)	3	Garrett County (0)	
Hispanic	1	Howard County (0)	
American Indian or Alaskan	0	Kent County (0)	
Asian / Pacific Islander	0	Montgomery County (0)	
Race Other	0	Queen Anne's County (0)	
Race Undeclared	0	Somerset County (0)	
		St. Mary's County (0)	
		Talbot County (0)	
		Washington County (0)	
		Wicomico County (0)	
		Worcester County (0)	

Flowserve Corporation

Apprentices Active	6
New Apprentices Enrolled in 2016	2
Apprentices Completed in 2016	2
Male	6
Female	0
Age 18 - 27	3
Age 28 - 37	3
Age 38 - 47	0
Age 48 - 57	0
Age 58 - 67	0
Age Undeclared	0
White (not Hispanic)	5
Black (not Hispanic)	0
Hispanic	0
American Indian or Alaskan	0
Asian / Pacific Islander	0
Race Other	1
Race Undeclared	0

Outside Maryland	(2)
Anne Arundel County	(1)
Baltimore County	(1)
Carroll County	(1)
Montgomery County	(1)
Allegany County	(0)
Baltimore City	(0)
Calvert County	(0)
Caroline County	(0)
Cecil County	(0)
Charles County	(0)
Dorchester County	(0)
Frederick County	(0)
Garrett County	(0)
Harford County	(0)
Howard County	(0)
Kent County	(0)
Prince George's County	(0)
Queen Anne's County	(0)
Somerset County	(0)
St. Mary's County	(0)
Talbot County	(0)
Washington County	(0)
Wicomico County	(0)
Worcester County	(0)
County Unknown	(0)



G. A. Smith Electric, Inc.

Apprentices Active	4
New Apprentices Enrolled in 2016	0
Apprentices Completed in 2016	0
Male	4
Female	0
Age 18 - 27	1
Age 28 - 37	1
Age 38 - 47	2
Age 48 - 57	0
Age 58 - 67	0
Age Undeclared	0
White (not Hispanic)	3
Black (not Hispanic)	1
Hispanic	0
American Indian or Alaskan	0
Asian / Pacific Islander	0
Race Other	0
Race Undeclared	0

Montgomery County	(2)
Prince George's County	(2)
Allegany County	(0)
Anne Arundel County	(0)
Baltimore City	(0)
Baltimore County	(0)
Calvert County	(0)
Caroline County	(0)
Carroll County	(0)
Cecil County	(0)
Charles County	(0)
Dorchester County	(0)
Frederick County	(0)
Garrett County	(0)
Harford County	(0)
Howard County	(0)
Kent County	(0)
Queen Anne's County	(0)
Somerset County	(0)
St. Mary's County	(0)
Talbot County	(0)
Washington County	(0)
Wicomico County	(0)
Worcester County	(0)
County Unknown	(0)
Outside Maryland	(0)



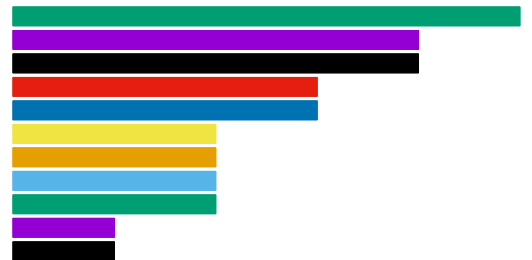
Glass Service Of Cumberland, Inc.

Apprentices Active	3	Baltimore City	(1)
New Apprentices Enrolled in 2016	0	Baltimore County	(1)
Apprentices Completed in 2016	0	County Unknown	(1)
		Outside Maryland	(1)
Male	3	Allegany County	(0)
Female	0	Anne Arundel County	(0)
		Calvert County	(0)
Age 18 - 27	1	Caroline County	(0)
Age 28 - 37	1	Carroll County	(0)
Age 38 - 47	1	Cecil County	(0)
Age 48 - 57	0	Charles County	(0)
Age 58 - 67	0	Dorchester County	(0)
Age Undeclared	0	Frederick County	(0)
		Garrett County	(0)
White (not Hispanic)	3	Harford County	(0)
Black (not Hispanic)	0	Howard County	(0)
Hispanic	0	Kent County	(0)
American Indian or Alaskan	0	Montgomery County	(0)
Asian / Pacific Islander	0	Prince George's County	(0)
Race Other	0	Queen Anne's County	(0)
Race Undeclared	0	Somerset County	(0)
		St. Mary's County	(0)
		Talbot County	(0)
		Washington County	(0)
		Wicomico County	(0)
		Worcester County	(0)



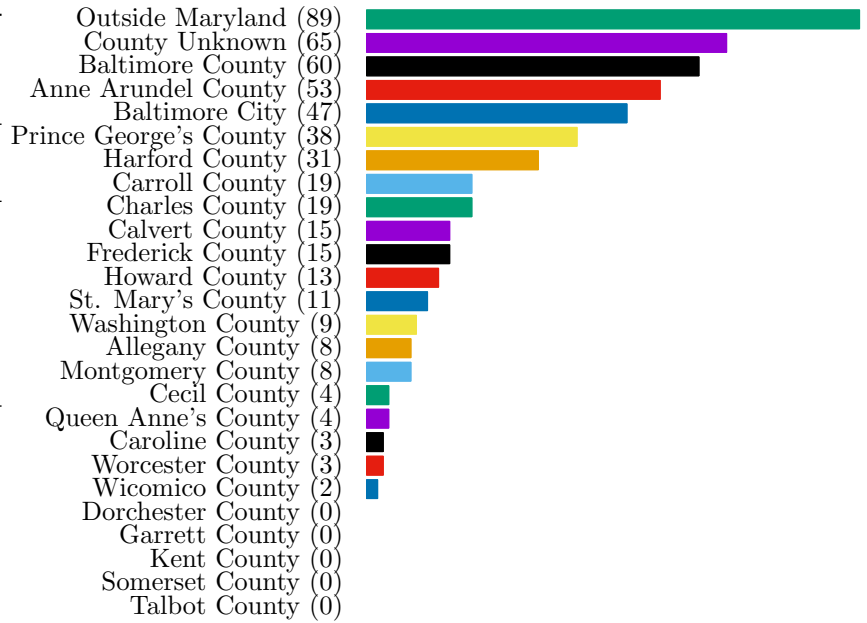
Goel Services, Inc.

Apprentices Active	29	Prince George's County	(5)
New Apprentices Enrolled in 2016	12	Charles County	(4)
Apprentices Completed in 2016	0	Montgomery County	(4)
Male	29	Harford County	(3)
Female	0	County Unknown	(3)
		Anne Arundel County	(2)
Age 18 - 27	4	Baltimore County	(2)
Age 28 - 37	16	Calvert County	(2)
Age 38 - 47	3	Outside Maryland	(2)
Age 48 - 57	4	Frederick County	(1)
Age 58 - 67	2	Washington County	(1)
Age Undeclared	0	Allegany County	(0)
		Baltimore City	(0)
White (not Hispanic)	5	Caroline County	(0)
Black (not Hispanic)	11	Carroll County	(0)
Hispanic	9	Cecil County	(0)
American Indian or Alaskan	1	Dorchester County	(0)
Asian / Pacific Islander	3	Garrett County	(0)
Race Other	0	Howard County	(0)
Race Undeclared	0	Kent County	(0)
		Queen Anne's County	(0)
		Somerset County	(0)
		St. Mary's County	(0)
		Talbot County	(0)
		Wicomico County	(0)
		Worcester County	(0)



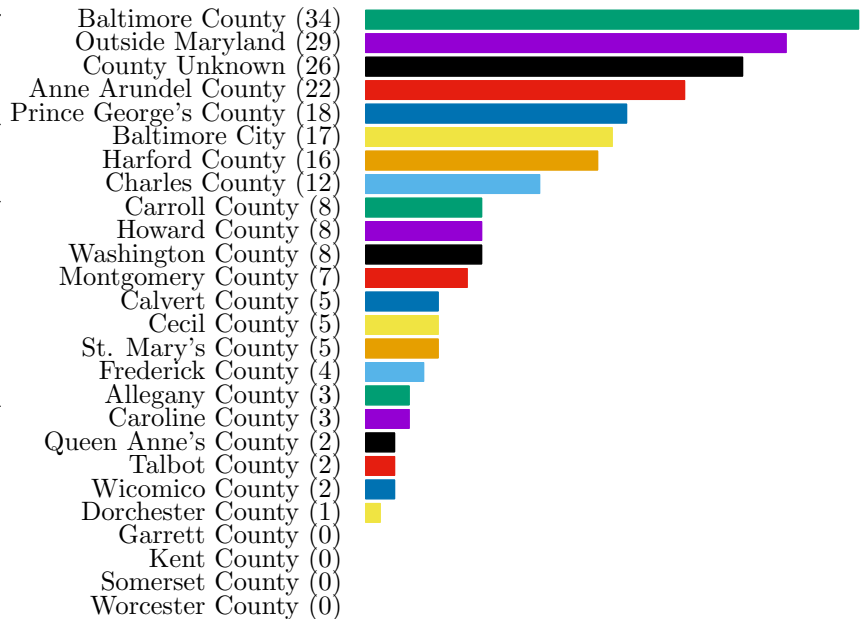
Harford County Electrical, Contractors Association, Inc.

Apprentices Active	469
New Apprentices Enrolled in 2016	140
Apprentices Completed in 2016	51
Male	466
Female	3
Age 18 - 27	211
Age 28 - 37	212
Age 38 - 47	40
Age 48 - 57	5
Age 58 - 67	0
Age Undeclared	1
White (not Hispanic)	404
Black (not Hispanic)	39
Hispanic	10
American Indian or Alaskan	2
Asian / Pacific Islander	8
Race Other	6
Race Undeclared	0



Heating & Air Conditioning, Contractors Of Maryland, Inc.

Apprentices Active	220
New Apprentices Enrolled in 2016	44
Apprentices Completed in 2016	17
Male	220
Female	0
Age 18 - 27	93
Age 28 - 37	103
Age 38 - 47	19
Age 48 - 57	4
Age 58 - 67	1
Age Undeclared	0
White (not Hispanic)	189
Black (not Hispanic)	19
Hispanic	8
American Indian or Alaskan	0
Asian / Pacific Islander	4
Race Other	0
Race Undeclared	0



Hilgartner Natural Stone Company

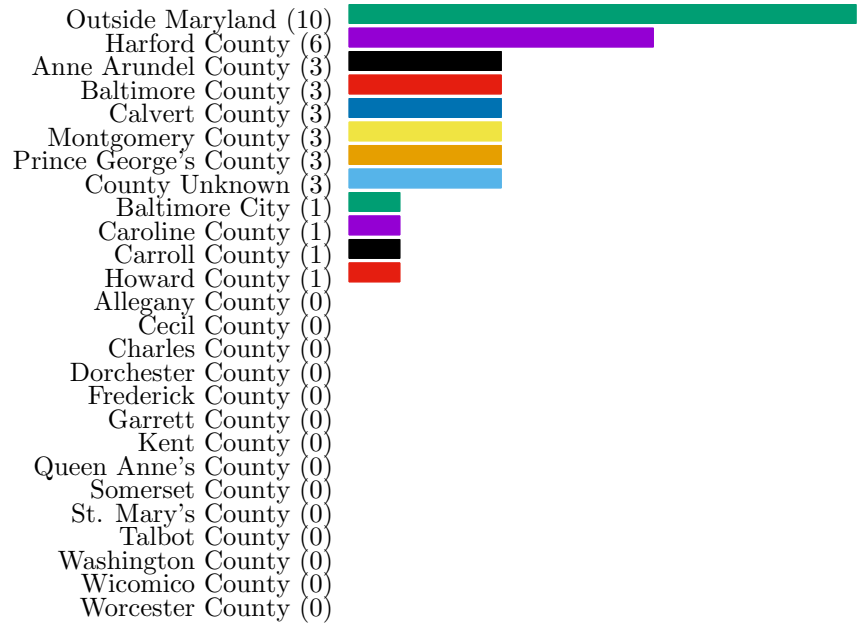
Apprentices Active	2	Baltimore County (1)
New Apprentices Enrolled in 2016	0	St. Mary's County (1)
Apprentices Completed in 2016	0	Allegany County (0)
Male	2	Anne Arundel County (0)
Female	0	Baltimore City (0)
Age 18 - 27	0	Calvert County (0)
Age 28 - 37	2	Caroline County (0)
Age 38 - 47	0	Carroll County (0)
Age 48 - 57	0	Cecil County (0)
Age 58 - 67	0	Charles County (0)
Age Undeclared	0	Dorchester County (0)
White (not Hispanic)	0	Frederick County (0)
Black (not Hispanic)	2	Garrett County (0)
Hispanic	0	Harford County (0)
American Indian or Alaskan	0	Howard County (0)
Asian / Pacific Islander	0	Kent County (0)
Race Other	0	Montgomery County (0)
Race Undeclared	0	Prince George's County (0)
		Queen Anne's County (0)
		Somerset County (0)
		Talbot County (0)
		Washington County (0)
		Wicomico County (0)
		Worcester County (0)
		County Unknown (0)
		Outside Maryland (0)

Holmatro, Inc.

Apprentices Active	2	Baltimore County (1)
New Apprentices Enrolled in 2016	0	Prince George's County (1)
Apprentices Completed in 2016	0	Allegany County (0)
Male	2	Anne Arundel County (0)
Female	0	Baltimore City (0)
Age 18 - 27	0	Calvert County (0)
Age 28 - 37	1	Caroline County (0)
Age 38 - 47	1	Carroll County (0)
Age 48 - 57	0	Cecil County (0)
Age 58 - 67	0	Charles County (0)
Age Undeclared	0	Dorchester County (0)
White (not Hispanic)	1	Frederick County (0)
Black (not Hispanic)	1	Garrett County (0)
Hispanic	0	Harford County (0)
American Indian or Alaskan	0	Howard County (0)
Asian / Pacific Islander	0	Kent County (0)
Race Other	0	Montgomery County (0)
Race Undeclared	0	Queen Anne's County (0)
		Somerset County (0)
		St. Mary's County (0)
		Talbot County (0)
		Washington County (0)
		Wicomico County (0)
		Worcester County (0)
		County Unknown (0)
		Outside Maryland (0)

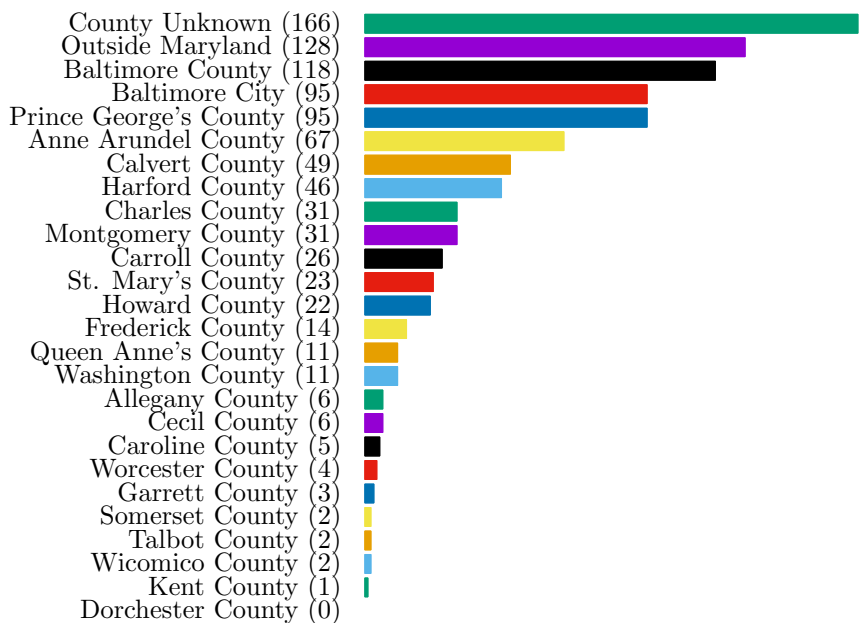
Hudak's Insulation, Inc.

Apprentices Active	37
New Apprentices Enrolled in 2016	10
Apprentices Completed in 2016	0
Male	36
Female	1
Age 18 - 27	12
Age 28 - 37	18
Age 38 - 47	5
Age 48 - 57	2
Age 58 - 67	0
Age Undeclared	0
White (not Hispanic)	21
Black (not Hispanic)	7
Hispanic	9
American Indian or Alaskan	0
Asian / Pacific Islander	0
Race Other	0
Race Undeclared	0



Independent Electrical Contractors (I.E.C.) Chesapeake, Inc.

Apprentices Active	869
New Apprentices Enrolled in 2016	285
Apprentices Completed in 2016	58
Male	858
Female	11
Age 18 - 27	257
Age 28 - 37	428
Age 38 - 47	130
Age 48 - 57	42
Age 58 - 67	11
Age Undeclared	1
White (not Hispanic)	447
Black (not Hispanic)	265
Hispanic	113
American Indian or Alaskan	6
Asian / Pacific Islander	16
Race Other	19
Race Undeclared	3



International Union Of Elevator, Constructors, Local No. 10 JAC

Apprentices Active	328	County Unknown (61)	
New Apprentices Enrolled in 2016	73	Outside Maryland (61)	
Apprentices Completed in 2016	1	Baltimore County (51)	
Male	325	Baltimore City (35)	
Female	3	Anne Arundel County (24)	
Age 18 - 27	48	Prince George's County (24)	
Age 28 - 37	177	Harford County (23)	
Age 38 - 47	70	Calvert County (17)	
Age 48 - 57	28	Montgomery County (16)	
Age 58 - 67	5	Charles County (9)	
Age Undeclared	0	Frederick County (9)	
White (not Hispanic)	273	Carroll County (8)	
Black (not Hispanic)	36	St. Mary's County (7)	
Hispanic	11	Howard County (5)	
American Indian or Alaskan	1	Washington County (4)	
Asian / Pacific Islander	4	Allegany County (2)	
Race Other	3	Caroline County (2)	
Race Undeclared	0	Cecil County (2)	
		Dorchester County (1)	
		Garrett County (1)	
		Queen Anne's County (1)	
		Kent County (0)	
		Somerset County (0)	
		Talbot County (0)	
		Wicomico County (0)	
		Worcester County (0)	

International Union Of Elevator, Constructors, Local No. 7 JAC

Apprentices Active	98	Outside Maryland (24)	
New Apprentices Enrolled in 2016	19	Baltimore County (16)	
Apprentices Completed in 2016	1	County Unknown (14)	
Male	98	Baltimore City (12)	
Female	0	Harford County (9)	
Age 18 - 27	11	Prince George's County (7)	
Age 28 - 37	38	Montgomery County (6)	
Age 38 - 47	28	Anne Arundel County (5)	
Age 48 - 57	11	Charles County (4)	
Age 58 - 67	10	St. Mary's County (3)	
Age Undeclared	0	Calvert County (2)	
White (not Hispanic)	90	Howard County (2)	
Black (not Hispanic)	7	Queen Anne's County (2)	
Hispanic	0	Allegany County (1)	
American Indian or Alaskan	1	Cecil County (1)	
Asian / Pacific Islander	0	Frederick County (1)	
Race Other	0	Washington County (1)	
Race Undeclared	0	Caroline County (0)	
		Carroll County (0)	
		Dorchester County (0)	
		Garrett County (0)	
		Kent County (0)	
		Somerset County (0)	
		Talbot County (0)	
		Wicomico County (0)	
		Worcester County (0)	

Ironworkers Local No. 5 JATC

Apprentices Active	261	Baltimore County	(48)	
New Apprentices Enrolled in 2016	100	Outside Maryland	(38)	
Apprentices Completed in 2016	22	Anne Arundel County	(36)	
		County Unknown	(36)	
Male	259	Prince George's County	(24)	
Female	2	Baltimore City	(19)	
		Charles County	(13)	
Age 18 - 27	79	Harford County	(13)	
Age 28 - 37	142	Calvert County	(9)	
Age 38 - 47	30	Montgomery County	(8)	
Age 48 - 57	8	Frederick County	(7)	
Age 58 - 67	2	Carroll County	(6)	
Age Undeclared	0	St. Mary's County	(6)	
White (not Hispanic)	161	Howard County	(4)	
Black (not Hispanic)	63	Washington County	(4)	
Hispanic	28	Dorchester County	(2)	
American Indian or Alaskan	4	Queen Anne's County	(2)	
Asian / Pacific Islander	1	Wicomico County	(2)	
Race Other	4	Allegany County	(1)	
Race Undeclared	0	Caroline County	(1)	
		Worcester County	(1)	
		Cecil County	(0)	
		Garrett County	(0)	
		Kent County	(0)	
		Somerset County	(0)	
		Talbot County	(0)	

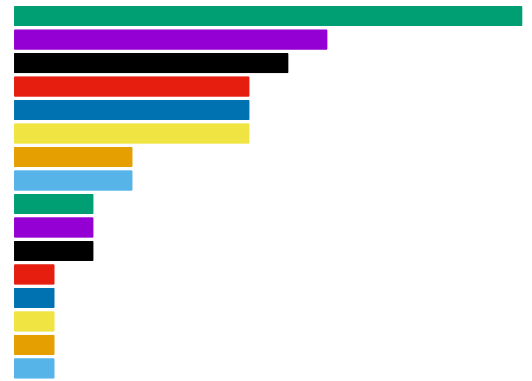
Ironworkers Local No. 568 JATC

Apprentices Active	24	Outside Maryland	(8)	
New Apprentices Enrolled in 2016	10	County Unknown	(4)	
Apprentices Completed in 2016	0	Baltimore City	(3)	
Male	24	Anne Arundel County	(2)	
Female	0	Baltimore County	(2)	
Age 18 - 27	8	Charles County	(2)	
Age 28 - 37	10	Prince George's County	(2)	
Age 38 - 47	6	Carroll County	(1)	
Age 48 - 57	0	Cecil County	(1)	
Age 58 - 67	0	Harford County	(1)	
Age Undeclared	0	Montgomery County	(1)	
White (not Hispanic)	22	Allegany County	(0)	
Black (not Hispanic)	1	Calvert County	(0)	
Hispanic	0	Caroline County	(0)	
American Indian or Alaskan	1	Dorchester County	(0)	
Asian / Pacific Islander	0	Frederick County	(0)	
Race Other	0	Garrett County	(0)	
Race Undeclared	0	Howard County	(0)	
		Kent County	(0)	
		Queen Anne's County	(0)	
		Somerset County	(0)	
		St. Mary's County	(0)	
		Talbot County	(0)	
		Washington County	(0)	
		Wicomico County	(0)	
		Worcester County	(0)	

Ironworkers Local No. 5s JATC

Apprentices Active	57
New Apprentices Enrolled in 2016	21
Apprentices Completed in 2016	0
Male	57
Female	0
Age 18 - 27	10
Age 28 - 37	24
Age 38 - 47	13
Age 48 - 57	9
Age 58 - 67	1
Age Undeclared	0
White (not Hispanic)	22
Black (not Hispanic)	11
Hispanic	19
American Indian or Alaskan	0
Asian / Pacific Islander	4
Race Other	1
Race Undeclared	0

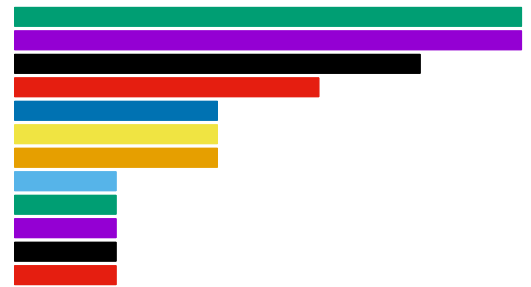
County Unknown	(13)
Baltimore County	(8)
Outside Maryland	(7)
Anne Arundel County	(6)
Baltimore City	(6)
Prince George's County	(6)
Charles County	(3)
Harford County	(3)
Carroll County	(2)
Montgomery County	(2)
St. Mary's County	(2)
Calvert County	(1)
Frederick County	(1)
Howard County	(1)
Washington County	(1)
Worcester County	(1)
Allegany County	(0)
Caroline County	(0)
Cecil County	(0)
Dorchester County	(0)
Garrett County	(0)
Kent County	(0)
Queen Anne's County	(0)
Somerset County	(0)
Talbot County	(0)
Wicomico County	(0)



J.F. Sobieski Mechanical Contractors

Apprentices Active	26
New Apprentices Enrolled in 2016	0
Apprentices Completed in 2016	0
Male	26
Female	0
Age 18 - 27	2
Age 28 - 37	18
Age 38 - 47	6
Age 48 - 57	0
Age 58 - 67	0
Age Undeclared	0
White (not Hispanic)	24
Black (not Hispanic)	1
Hispanic	1
American Indian or Alaskan	0
Asian / Pacific Islander	0
Race Other	0
Race Undeclared	0

Charles County	(5)
Prince George's County	(5)
County Unknown	(4)
Outside Maryland	(3)
Baltimore City	(2)
Baltimore County	(2)
Montgomery County	(2)
Anne Arundel County	(1)
Harford County	(1)
Queen Anne's County	(1)
St. Mary's County	(1)
Washington County	(1)
Allegany County	(0)
Calvert County	(0)
Caroline County	(0)
Carroll County	(0)
Cecil County	(0)
Dorchester County	(0)
Frederick County	(0)
Garrett County	(0)
Howard County	(0)
Kent County	(0)
Somerset County	(0)
Talbot County	(0)
Wicomico County	(0)
Worcester County	(0)



J.M. Huber Corporation

Apprentices Active	1
New Apprentices Enrolled in 2016	0
Apprentices Completed in 2016	0
Male	1
Female	0
Age 18 - 27	1
Age 28 - 37	0
Age 38 - 47	0
Age 48 - 57	0
Age 58 - 67	0
Age Undeclared	0
White (not Hispanic)	1
Black (not Hispanic)	0
Hispanic	0
American Indian or Alaskan	0
Asian / Pacific Islander	0
Race Other	0
Race Undeclared	0

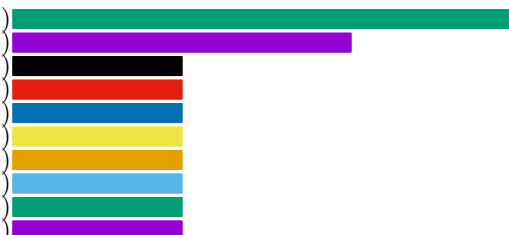
Frederick County	(1)
Allegany County	(0)
Anne Arundel County	(0)
Baltimore City	(0)
Baltimore County	(0)
Calvert County	(0)
Caroline County	(0)
Carroll County	(0)
Cecil County	(0)
Charles County	(0)
Dorchester County	(0)
Garrett County	(0)
Harford County	(0)
Howard County	(0)
Kent County	(0)
Montgomery County	(0)
Prince George's County	(0)
Queen Anne's County	(0)
Somerset County	(0)
St. Mary's County	(0)
Talbot County	(0)
Washington County	(0)
Wicomico County	(0)
Worcester County	(0)
County Unknown	(0)
Outside Maryland	(0)



John W. Tieder, Inc.

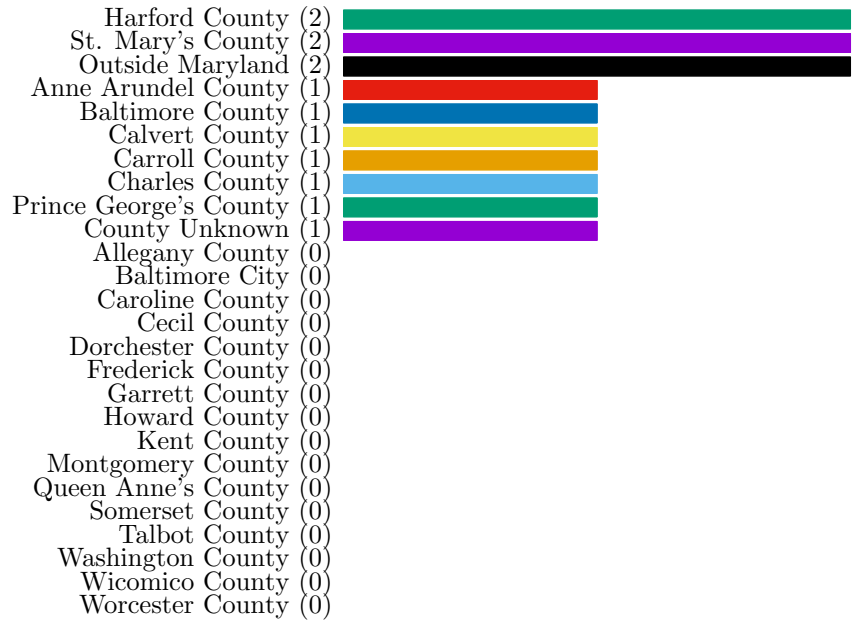
Apprentices Active	12
New Apprentices Enrolled in 2016	0
Apprentices Completed in 2016	0
Male	12
Female	0
Age 18 - 27	1
Age 28 - 37	7
Age 38 - 47	3
Age 48 - 57	1
Age 58 - 67	0
Age Undeclared	0
White (not Hispanic)	10
Black (not Hispanic)	2
Hispanic	0
American Indian or Alaskan	0
Asian / Pacific Islander	0
Race Other	0
Race Undeclared	0

Baltimore County	(3)
Montgomery County	(2)
Anne Arundel County	(1)
Baltimore City	(1)
Calvert County	(1)
Carroll County	(1)
Charles County	(1)
Harford County	(1)
County Unknown	(1)
Outside Maryland	(1)
Allegany County	(0)
Caroline County	(0)
Cecil County	(0)
Dorchester County	(0)
Frederick County	(0)
Garrett County	(0)
Howard County	(0)
Kent County	(0)
Prince George's County	(0)
Queen Anne's County	(0)
Somerset County	(0)
St. Mary's County	(0)
Talbot County	(0)
Washington County	(0)
Wicomico County	(0)
Worcester County	(0)



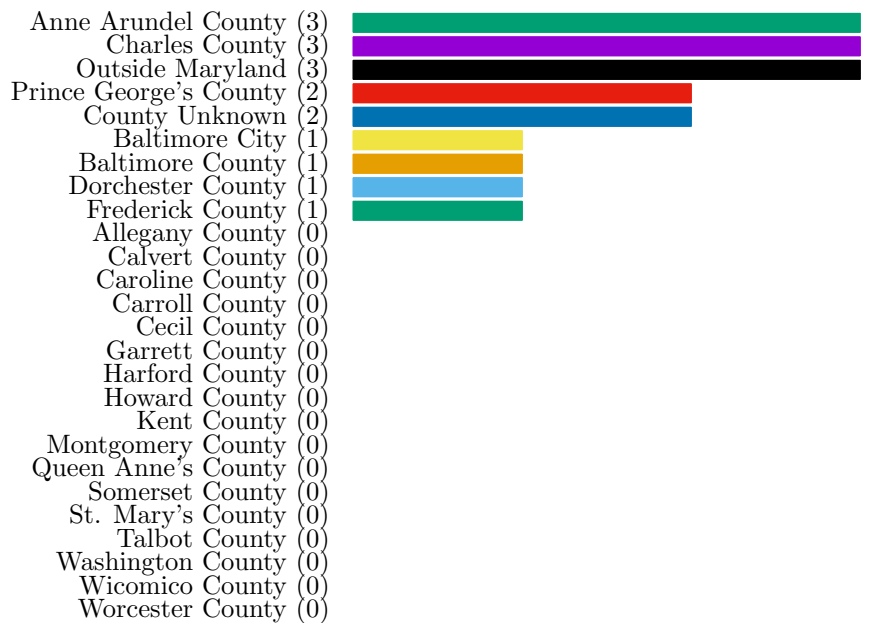
Joseph M. Zimmer, Inc.

Apprentices Active	13
New Apprentices Enrolled in 2016	0
Apprentices Completed in 2016	0
Male	13
Female	0
Age 18 - 27	6
Age 28 - 37	6
Age 38 - 47	1
Age 48 - 57	0
Age 58 - 67	0
Age Undeclared	0
White (not Hispanic)	8
Black (not Hispanic)	3
Hispanic	2
American Indian or Alaskan	0
Asian / Pacific Islander	0
Race Other	0
Race Undeclared	0



Judd Fire Protection, LLC

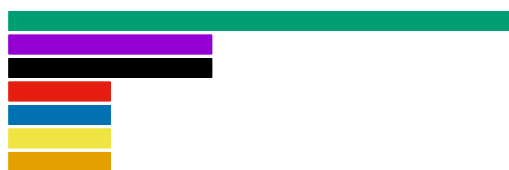
Apprentices Active	16
New Apprentices Enrolled in 2016	6
Apprentices Completed in 2016	0
Male	16
Female	0
Age 18 - 27	5
Age 28 - 37	9
Age 38 - 47	2
Age 48 - 57	0
Age 58 - 67	0
Age Undeclared	0
White (not Hispanic)	16
Black (not Hispanic)	0
Hispanic	0
American Indian or Alaskan	0
Asian / Pacific Islander	0
Race Other	0
Race Undeclared	0



Karon Masonry, Inc.

Apprentices Active	11
New Apprentices Enrolled in 2016	6
Apprentices Completed in 2016	0
Male	11
Female	0
Age 18 - 27	1
Age 28 - 37	5
Age 38 - 47	4
Age 48 - 57	1
Age 58 - 67	0
Age Undeclared	0
White (not Hispanic)	0
Black (not Hispanic)	0
Hispanic	11
American Indian or Alaskan	0
Asian / Pacific Islander	0
Race Other	0
Race Undeclared	0

County Unknown	(5)
Baltimore City	(2)
Prince George's County	(2)
Baltimore County	(1)
Calvert County	(1)
Harford County	(1)
Outside Maryland	(1)
Allegany County	(0)
Anne Arundel County	(0)
Caroline County	(0)
Carroll County	(0)
Cecil County	(0)
Charles County	(0)
Dorchester County	(0)
Frederick County	(0)
Garrett County	(0)
Howard County	(0)
Kent County	(0)
Montgomery County	(0)
Queen Anne's County	(0)
Somerset County	(0)
St. Mary's County	(0)
Talbot County	(0)
Washington County	(0)
Wicomico County	(0)
Worcester County	(0)



Kaydon Ring & Seal, Inc. JAC

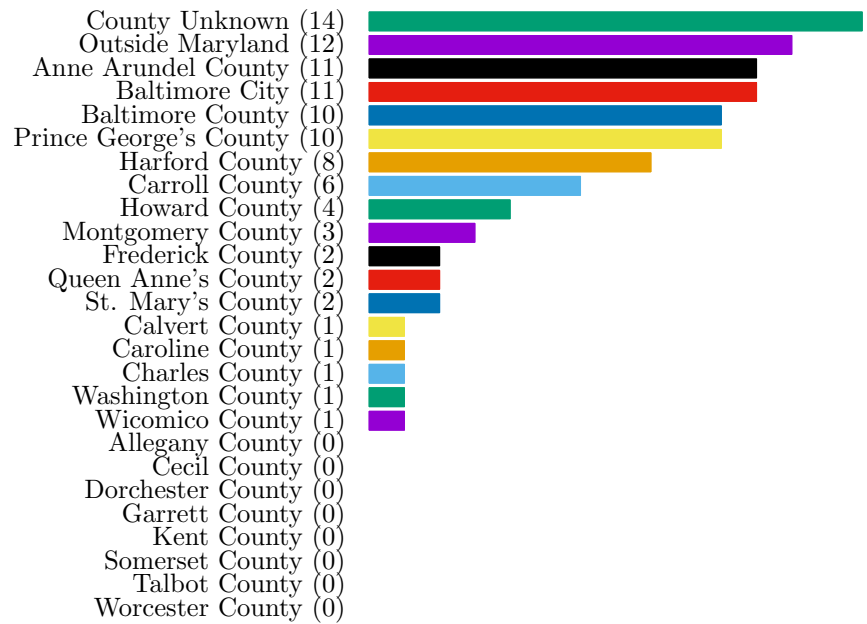
Apprentices Active	4
New Apprentices Enrolled in 2016	0
Apprentices Completed in 2016	0
Male	3
Female	1
Age 18 - 27	0
Age 28 - 37	3
Age 38 - 47	1
Age 48 - 57	0
Age 58 - 67	0
Age Undeclared	0
White (not Hispanic)	3
Black (not Hispanic)	1
Hispanic	0
American Indian or Alaskan	0
Asian / Pacific Islander	0
Race Other	0
Race Undeclared	0

Baltimore County	(3)
Baltimore City	(1)
Carroll County	(1)
Allegany County	(0)
Anne Arundel County	(0)
Calvert County	(0)
Caroline County	(0)
Cecil County	(0)
Charles County	(0)
Dorchester County	(0)
Frederick County	(0)
Garrett County	(0)
Harford County	(0)
Howard County	(0)
Kent County	(0)
Montgomery County	(0)
Prince George's County	(0)
Queen Anne's County	(0)
Somerset County	(0)
St. Mary's County	(0)
Talbot County	(0)
Washington County	(0)
Wicomico County	(0)
Worcester County	(0)
County Unknown	(0)
Outside Maryland	(0)



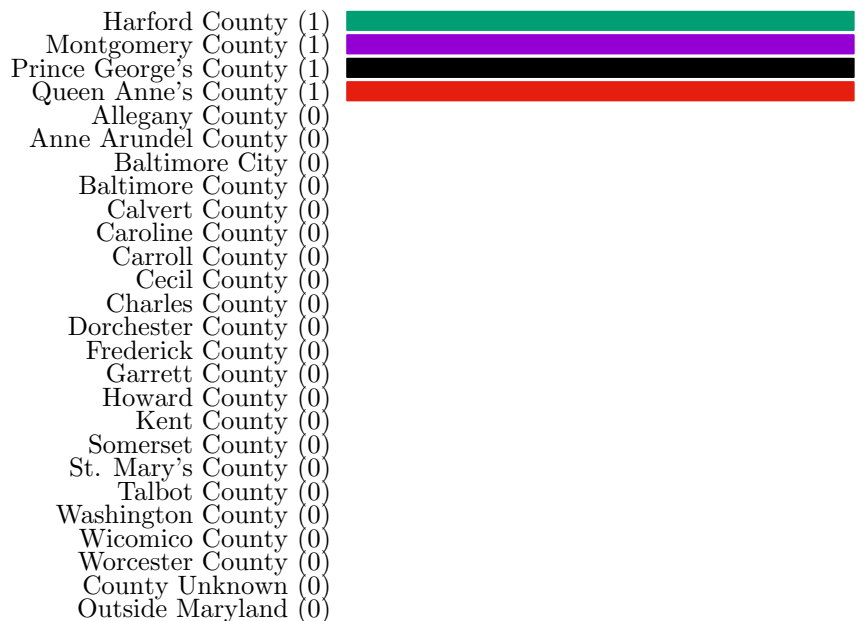
Kinsley Construction, Inc.

Apprentices Active	89
New Apprentices Enrolled in 2016	30
Apprentices Completed in 2016	0
Male	88
Female	1
Age 18 - 27	76
Age 28 - 37	13
Age 38 - 47	0
Age 48 - 57	0
Age 58 - 67	0
Age Undeclared	0
White (not Hispanic)	76
Black (not Hispanic)	3
Hispanic	8
American Indian or Alaskan	0
Asian / Pacific Islander	0
Race Other	2
Race Undeclared	0



Kleppinger Electric Company, Inc.

Apprentices Active	4
New Apprentices Enrolled in 2016	1
Apprentices Completed in 2016	0
Male	4
Female	0
Age 18 - 27	1
Age 28 - 37	3
Age 38 - 47	0
Age 48 - 57	0
Age 58 - 67	0
Age Undeclared	0
White (not Hispanic)	4
Black (not Hispanic)	0
Hispanic	0
American Indian or Alaskan	0
Asian / Pacific Islander	0
Race Other	0
Race Undeclared	0



KMP Mechanical, LLC

Apprentices Active	1	Montgomery County	(1)
New Apprentices Enrolled in 2016	1	Allegany County	(0)
Apprentices Completed in 2016	0	Anne Arundel County	(0)
Male	1	Baltimore City	(0)
Female	0	Baltimore County	(0)
Age 18 - 27	1	Calvert County	(0)
Age 28 - 37	0	Caroline County	(0)
Age 38 - 47	0	Cecil County	(0)
Age 48 - 57	0	Charles County	(0)
Age 58 - 67	0	Dorchester County	(0)
Age Undeclared	0	Frederick County	(0)
White (not Hispanic)	1	Garrett County	(0)
Black (not Hispanic)	0	Harford County	(0)
Hispanic	0	Howard County	(0)
American Indian or Alaskan	0	Kent County	(0)
Asian / Pacific Islander	0	Prince George's County	(0)
Race Other	0	Queen Anne's County	(0)
Race Undeclared	0	Somerset County	(0)
		St. Mary's County	(0)
		Talbot County	(0)
		Washington County	(0)
		Wicomico County	(0)
		Worcester County	(0)
		County Unknown	(0)
		Outside Maryland	(0)

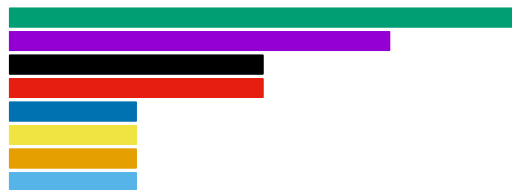
Laborers' Joint Training Fund Of, Washington, D.C. And Vicinity

Apprentices Active	40	Baltimore County	(8)
New Apprentices Enrolled in 2016	0	Anne Arundel County	(6)
Apprentices Completed in 2016	0	Prince George's County	(4)
Male	31	Outside Maryland	(4)
Female	9	Charles County	(3)
Age 18 - 27	8	Harford County	(3)
Age 28 - 37	16	County Unknown	(3)
Age 38 - 47	8	Calvert County	(2)
Age 48 - 57	7	Baltimore City	(1)
Age 58 - 67	1	Cecil County	(1)
Age Undeclared	0	Frederick County	(1)
White (not Hispanic)	1	Howard County	(1)
Black (not Hispanic)	34	Montgomery County	(1)
Hispanic	5	Queen Anne's County	(1)
American Indian or Alaskan	0	St. Mary's County	(1)
Asian / Pacific Islander	0	Washington County	(1)
Race Other	0	Allegany County	(0)
Race Undeclared	0	Caroline County	(0)
		Carroll County	(0)
		Dorchester County	(0)
		Garrett County	(0)
		Kent County	(0)
		Somerset County	(0)
		Talbot County	(0)
		Wicomico County	(0)
		Worcester County	(0)

Livingston Fire Protection, Inc.

Apprentices Active	12
New Apprentices Enrolled in 2016	4
Apprentices Completed in 2016	0
Male	12
Female	0
Age 18 - 27	3
Age 28 - 37	5
Age 38 - 47	1
Age 48 - 57	3
Age 58 - 67	0
Age Undeclared	0
White (not Hispanic)	5
Black (not Hispanic)	6
Hispanic	1
American Indian or Alaskan	0
Asian / Pacific Islander	0
Race Other	0
Race Undeclared	0

County Unknown	(4)
Baltimore City	(3)
Anne Arundel County	(2)
Baltimore County	(2)
Calvert County	(1)
Harford County	(1)
Montgomery County	(1)
Prince George's County	(1)
Allegany County	(0)
Caroline County	(0)
Carroll County	(0)
Cecil County	(0)
Charles County	(0)
Dorchester County	(0)
Frederick County	(0)
Garrett County	(0)
Howard County	(0)
Kent County	(0)
Queen Anne's County	(0)
Somerset County	(0)
St. Mary's County	(0)
Talbot County	(0)
Washington County	(0)
Wicomico County	(0)
Worcester County	(0)
Outside Maryland	(0)



Lywood Electric, Inc.

Apprentices Active	6
New Apprentices Enrolled in 2016	1
Apprentices Completed in 2016	0
Male	6
Female	0
Age 18 - 27	2
Age 28 - 37	4
Age 38 - 47	0
Age 48 - 57	0
Age 58 - 67	0
Age Undeclared	0
White (not Hispanic)	6
Black (not Hispanic)	0
Hispanic	0
American Indian or Alaskan	0
Asian / Pacific Islander	0
Race Other	0
Race Undeclared	0

County Unknown	(3)
Anne Arundel County	(1)
Prince George's County	(1)
St. Mary's County	(1)
Allegany County	(0)
Baltimore City	(0)
Baltimore County	(0)
Calvert County	(0)
Caroline County	(0)
Carroll County	(0)
Cecil County	(0)
Charles County	(0)
Dorchester County	(0)
Frederick County	(0)
Garrett County	(0)
Harford County	(0)
Howard County	(0)
Kent County	(0)
Montgomery County	(0)
Queen Anne's County	(0)
Somerset County	(0)
Talbot County	(0)
Washington County	(0)
Wicomico County	(0)
Worcester County	(0)
Outside Maryland	(0)



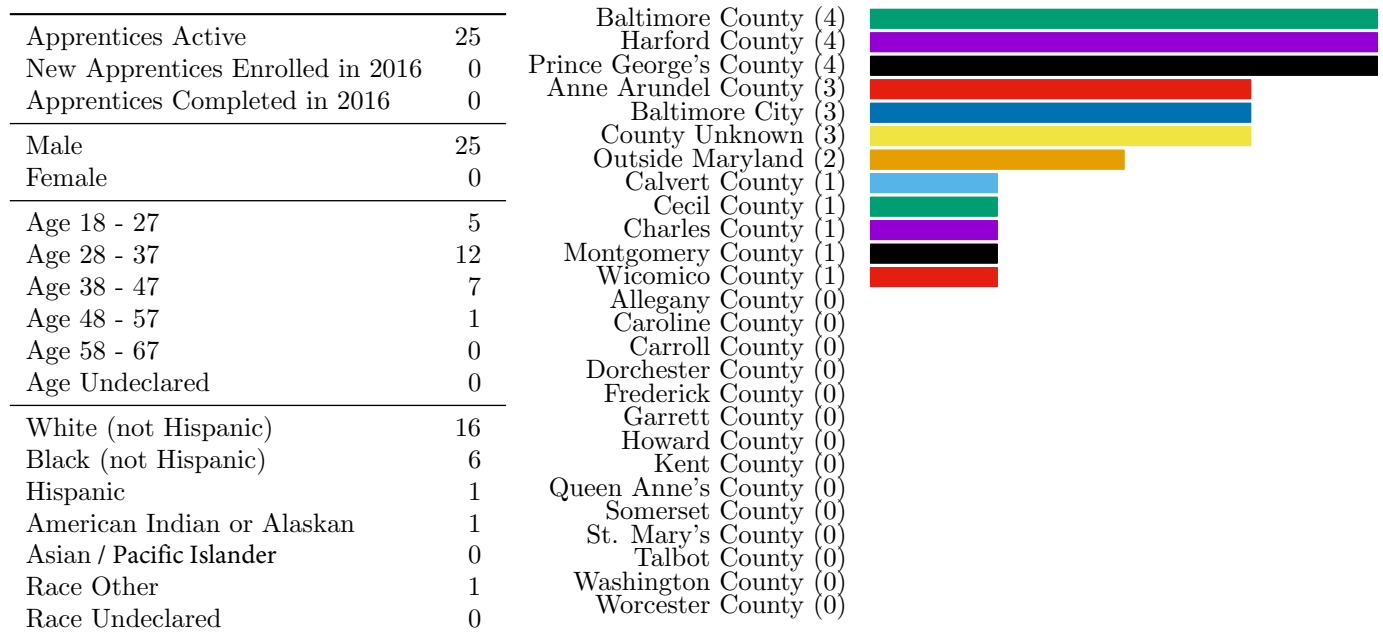
M. S. Willett, Inc.

Apprentices Active	4	Anne Arundel County (1)	
New Apprentices Enrolled in 2016	0	Frederick County (1)	
Apprentices Completed in 2016	0	St. Mary's County (1)	
		County Unknown (1)	
Male	4	Allegany County (0)	
Female	0	Baltimore City (0)	
		Baltimore County (0)	
Age 18 - 27	1	Calvert County (0)	
Age 28 - 37	3	Caroline County (0)	
Age 38 - 47	0	Carroll County (0)	
Age 48 - 57	0	Cecil County (0)	
Age 58 - 67	0	Charles County (0)	
Age Undeclared	0	Dorchester County (0)	
White (not Hispanic)	3	Garrett County (0)	
Black (not Hispanic)	0	Harford County (0)	
Hispanic	1	Howard County (0)	
American Indian or Alaskan	0	Kent County (0)	
Asian / Pacific Islander	0	Montgomery County (0)	
Race Other	0	Prince George's County (0)	
Race Undeclared	0	Queen Anne's County (0)	
		Somerset County (0)	
		Talbot County (0)	
		Washington County (0)	
		Wicomico County (0)	
		Worcester County (0)	
		Outside Maryland (0)	

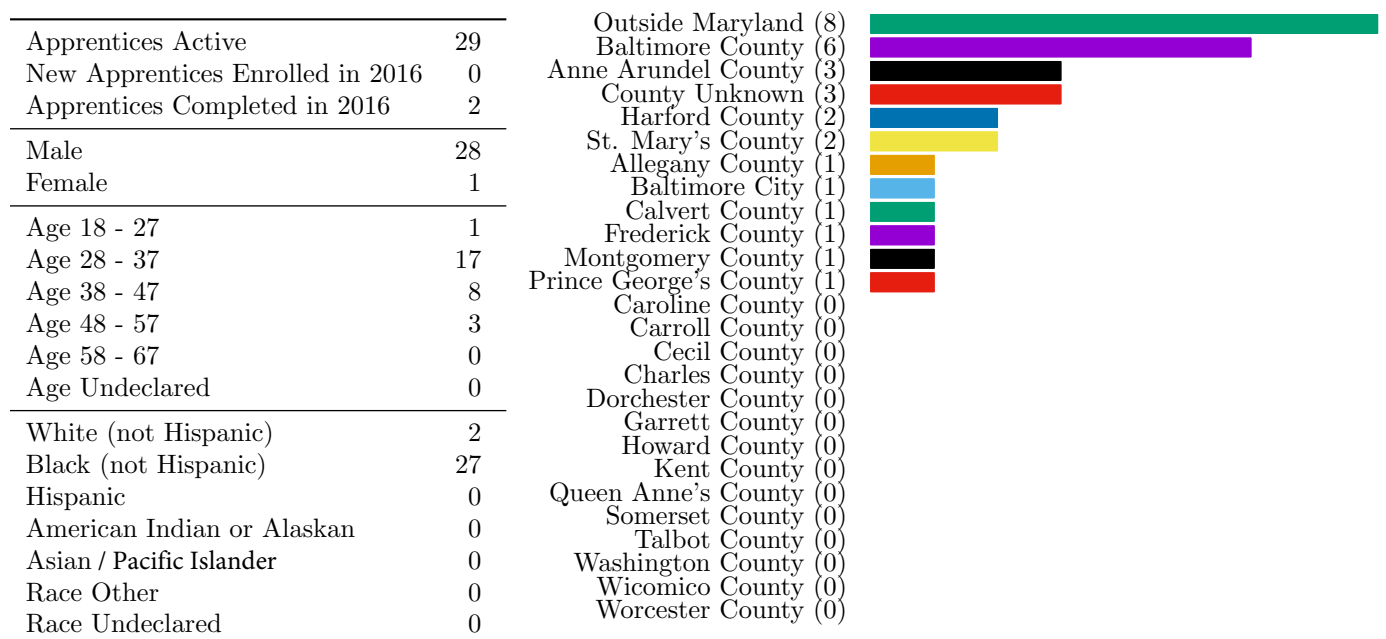
Maryland Division Of Correction, Correctional Apprenticeship Committee

Apprentices Active	17	Baltimore County (3)	
New Apprentices Enrolled in 2016	0	Montgomery County (3)	
Apprentices Completed in 2016	0	Outside Maryland (3)	
Male	17	Baltimore City (2)	
Female	0	Charles County (2)	
Age 18 - 27	1	County Unknown (2)	
Age 28 - 37	1	Anne Arundel County (1)	
Age 38 - 47	9	Calvert County (1)	
Age 48 - 57	4	Carroll County (1)	
Age 58 - 67	2	Cecil County (1)	
Age Undeclared	0	Allegany County (0)	
White (not Hispanic)	4	Caroline County (0)	
Black (not Hispanic)	12	Dorchester County (0)	
Hispanic	1	Frederick County (0)	
American Indian or Alaskan	0	Garrett County (0)	
Asian / Pacific Islander	0	Harford County (0)	
Race Other	0	Howard County (0)	
Race Undeclared	0	Kent County (0)	
		Prince George's County (0)	
		Queen Anne's County (0)	
		Somerset County (0)	
		St. Mary's County (0)	
		Talbot County (0)	
		Washington County (0)	
		Wicomico County (0)	
		Worcester County (0)	

Maryland Environmental Service



Maryland Laborers' Joint, Apprenticeship And Training Committee



Maryland National Capital, Park & Planning Commission

Apprentices Active	2	County Unknown (2)	
New Apprentices Enrolled in 2016	0	Baltimore City (1)	
Apprentices Completed in 2016	0	Allegany County (0)	
		Anne Arundel County (0)	
		Baltimore County (0)	
		Calvert County (0)	
Male	2	Caroline County (0)	
Female	0	Carroll County (0)	
		Cecil County (0)	
Age 18 - 27	0	Charles County (0)	
Age 28 - 37	0	Dorchester County (0)	
Age 38 - 47	1	Frederick County (0)	
Age 48 - 57	0	Garrett County (0)	
Age 58 - 67	1	Harford County (0)	
Age Undeclared	0	Howard County (0)	
		Kent County (0)	
White (not Hispanic)	0	Montgomery County (0)	
Black (not Hispanic)	2	Prince George's County (0)	
Hispanic	0	Queen Anne's County (0)	
American Indian or Alaskan	0	Somerset County (0)	
Asian / Pacific Islander	0	St. Mary's County (0)	
Race Other	0	Talbot County (0)	
Race Undeclared	0	Washington County (0)	
		Wicomico County (0)	
		Worcester County (0)	
		Outside Maryland (0)	

Maryland Plumbing, Heating, Cooling, Contractors, Inc.

Apprentices Active	246	Outside Maryland (45)	
New Apprentices Enrolled in 2016	22	Baltimore County (38)	
Apprentices Completed in 2016	0	County Unknown (32)	
		Anne Arundel County (27)	
		Prince George's County (22)	
		Baltimore City (18)	
Male	246	Harford County (15)	
Female	0	Montgomery County (11)	
		Charles County (9)	
Age 18 - 27	31	Calvert County (8)	
Age 28 - 37	101	Allegany County (7)	
Age 38 - 47	78	Howard County (7)	
Age 48 - 57	25	Frederick County (6)	
Age 58 - 67	11	Queen Anne's County (4)	
Age Undeclared	0	Carroll County (3)	
		St. Mary's County (3)	
		Cecil County (2)	
White (not Hispanic)	203	Washington County (2)	
Black (not Hispanic)	31	Wicomico County (2)	
Hispanic	9	Caroline County (1)	
American Indian or Alaskan	2	Dorchester County (1)	
Asian / Pacific Islander	1	Worcester County (1)	
Race Other	0	Garrett County (0)	
Race Undeclared	0	Kent County (0)	
		Somerset County (0)	
		Talbot County (0)	

Mast Electrical Service

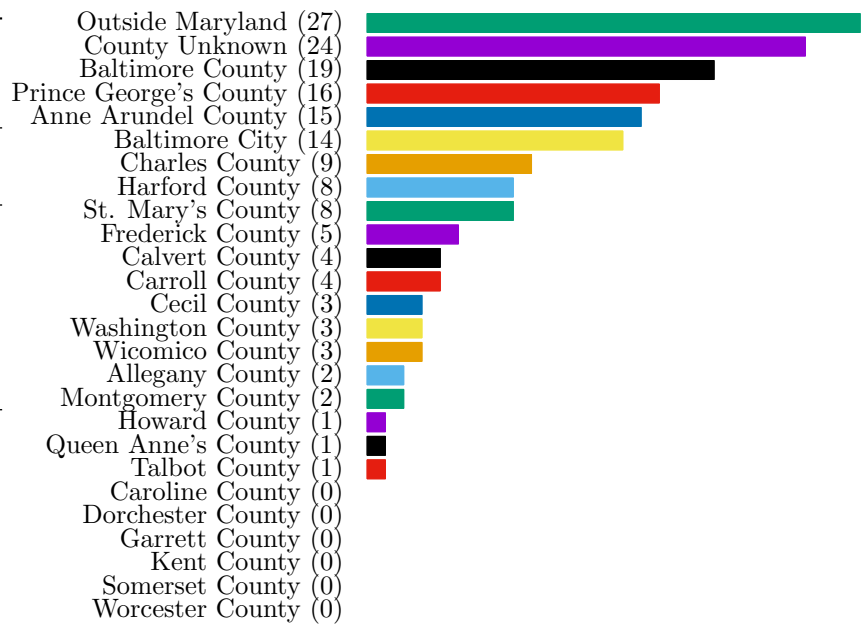
Apprentices Active	3	Anne Arundel County	(2)
New Apprentices Enrolled in 2016	2	Frederick County	(1)
Apprentices Completed in 2016	0	Allegany County	(0)
Male	3	Baltimore City	(0)
Female	0	Baltimore County	(0)
Age 18 - 27	3	Calvert County	(0)
Age 28 - 37	0	Caroline County	(0)
Age 38 - 47	0	Carroll County	(0)
Age 48 - 57	0	Cecil County	(0)
Age 58 - 67	0	Charles County	(0)
Age Undeclared	0	Dorchester County	(0)
White (not Hispanic)	3	Garrett County	(0)
Black (not Hispanic)	0	Harford County	(0)
Hispanic	0	Howard County	(0)
American Indian or Alaskan	0	Kent County	(0)
Asian / Pacific Islander	0	Montgomery County	(0)
Race Other	0	Prince George's County	(0)
Race Undeclared	0	Queen Anne's County	(0)
		Somerset County	(0)
		St. Mary's County	(0)
		Talbot County	(0)
		Washington County	(0)
		Wicomico County	(0)
		Worcester County	(0)
		County Unknown	(0)
		Outside Maryland	(0)

Matthews & Pierce Masonry, Inc.

Apprentices Active	4	Anne Arundel County	(1)
New Apprentices Enrolled in 2016	0	St. Mary's County	(1)
Apprentices Completed in 2016	0	Washington County	(1)
Male	4	Outside Maryland	(1)
Female	0	Allegany County	(0)
Age 18 - 27	1	Baltimore City	(0)
Age 28 - 37	3	Baltimore County	(0)
Age 38 - 47	0	Calvert County	(0)
Age 48 - 57	0	Caroline County	(0)
Age 58 - 67	0	Carroll County	(0)
Age Undeclared	0	Cecil County	(0)
White (not Hispanic)	3	Charles County	(0)
Black (not Hispanic)	1	Dorchester County	(0)
Hispanic	0	Frederick County	(0)
American Indian or Alaskan	0	Garrett County	(0)
Asian / Pacific Islander	0	Harford County	(0)
Race Other	0	Howard County	(0)
Race Undeclared	0	Kent County	(0)
		Montgomery County	(0)
		Prince George's County	(0)
		Queen Anne's County	(0)
		Somerset County	(0)
		Talbot County	(0)
		Wicomico County	(0)
		Worcester County	(0)
		County Unknown	(0)

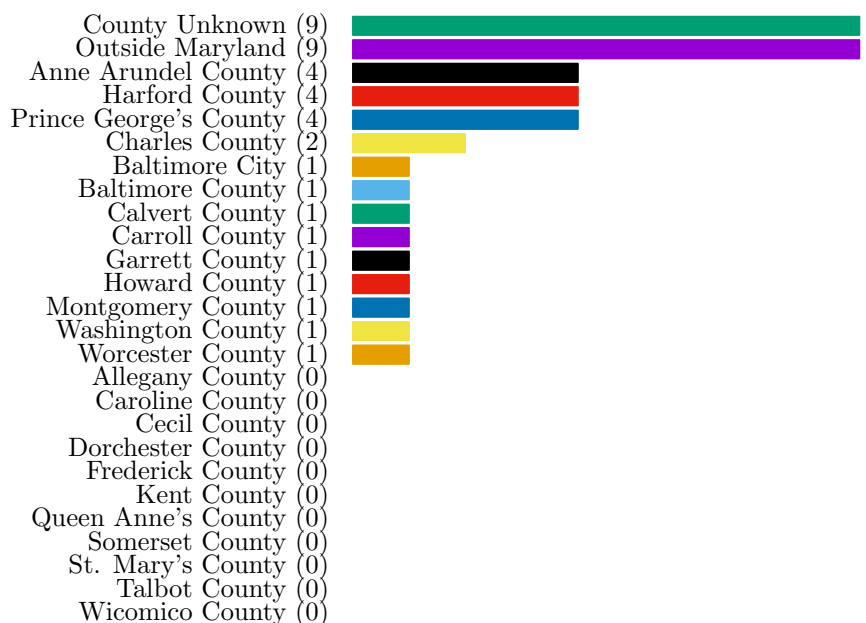
Mid-Atlantic Carpenters' Training, Centers Baltimore

Apprentices Active	155
New Apprentices Enrolled in 2016	48
Apprentices Completed in 2016	6
Male	139
Female	16
Age 18 - 27	39
Age 28 - 37	73
Age 38 - 47	23
Age 48 - 57	16
Age 58 - 67	4
Age Undeclared	0
White (not Hispanic)	92
Black (not Hispanic)	37
Hispanic	22
American Indian or Alaskan	0
Asian / Pacific Islander	3
Race Other	1
Race Undeclared	0



Mid-Atlantic Carpenters' Training, Centers Cumberland

Apprentices Active	40
New Apprentices Enrolled in 2016	9
Apprentices Completed in 2016	9
Male	38
Female	2
Age 18 - 27	20
Age 28 - 37	13
Age 38 - 47	5
Age 48 - 57	2
Age 58 - 67	0
Age Undeclared	0
White (not Hispanic)	40
Black (not Hispanic)	0
Hispanic	0
American Indian or Alaskan	0
Asian / Pacific Islander	0
Race Other	0
Race Undeclared	0



Mid-Atlantic Carpenters' Training, Centers Washington, D.C.

Apprentices Active	238	County Unknown (37)	
New Apprentices Enrolled in 2016	109	Outside Maryland (33)	
Apprentices Completed in 2016	14	Baltimore County (32)	
Male	227	Prince George's County (31)	
Female	11	Anne Arundel County (25)	
Age 18 - 27	57	Baltimore City (20)	
Age 28 - 37	110	Montgomery County (15)	
Age 38 - 47	51	Calvert County (9)	
Age 48 - 57	14	Charles County (8)	
Age 58 - 67	5	Harford County (8)	
Age Undeclared	1	St. Mary's County (8)	
White (not Hispanic)	81	Carroll County (7)	
Black (not Hispanic)	122	Queen Anne's County (5)	
Hispanic	29	Allegany County (3)	
American Indian or Alaskan	1	Frederick County (3)	
Asian / Pacific Islander	0	Cecil County (2)	
Race Other	5	Howard County (2)	
Race Undeclared	0	Washington County (2)	
		Wicomico County (2)	
		Worcester County (2)	
		Caroline County (1)	
		Dorchester County (1)	
		Garrett County (1)	
		Talbot County (1)	
		Kent County (0)	
		Somerset County (0)	

Minnick's, Inc.

Apprentices Active	6	Anne Arundel County (2)	
New Apprentices Enrolled in 2016	2	Baltimore County (2)	
Apprentices Completed in 2016	0	Prince George's County (1)	
Male	6	Outside Maryland (1)	
Female	0	Allegany County (0)	
Age 18 - 27	0	Baltimore City (0)	
Age 28 - 37	0	Calvert County (0)	
Age 38 - 47	4	Caroline County (0)	
Age 48 - 57	2	Carroll County (0)	
Age 58 - 67	0	Cecil County (0)	
Age Undeclared	0	Charles County (0)	
White (not Hispanic)	5	Dorchester County (0)	
Black (not Hispanic)	1	Frederick County (0)	
Hispanic	0	Garrett County (0)	
American Indian or Alaskan	0	Harford County (0)	
Asian / Pacific Islander	0	Howard County (0)	
Race Other	0	Kent County (0)	
Race Undeclared	0	Montgomery County (0)	
		Queen Anne's County (0)	
		Somerset County (0)	
		St. Mary's County (0)	
		Talbot County (0)	
		Washington County (0)	
		Wicomico County (0)	
		Worcester County (0)	
		County Unknown (0)	

Monacacy Valley Electric, Inc.

Apprentices Active	9
New Apprentices Enrolled in 2016	1
Apprentices Completed in 2016	1
Male	9
Female	0
Age 18 - 27	2
Age 28 - 37	5
Age 38 - 47	1
Age 48 - 57	1
Age 58 - 67	0
Age Undeclared	0
White (not Hispanic)	9
Black (not Hispanic)	0
Hispanic	0
American Indian or Alaskan	0
Asian / Pacific Islander	0
Race Other	0
Race Undeclared	0

Baltimore County	(3)
Anne Arundel County	(2)
Howard County	(1)
Talbot County	(1)
County Unknown	(1)
Outside Maryland	(1)
Allegany County	(0)
Baltimore City	(0)
Calvert County	(0)
Caroline County	(0)
Carroll County	(0)
Cecil County	(0)
Charles County	(0)
Dorchester County	(0)
Frederick County	(0)
Garrett County	(0)
Harford County	(0)
Kent County	(0)
Montgomery County	(0)
Prince George's County	(0)
Queen Anne's County	(0)
Somerset County	(0)
St. Mary's County	(0)
Washington County	(0)
Wicomico County	(0)
Worcester County	(0)







Montgomery County Government, Department Of Correction & Rehabilitation

Apprentices Active	1
New Apprentices Enrolled in 2016	0
Apprentices Completed in 2016	0
Male	1
Female	0
Age 18 - 27	0
Age 28 - 37	0
Age 38 - 47	1
Age 48 - 57	0
Age 58 - 67	0
Age Undeclared	0
White (not Hispanic)	0
Black (not Hispanic)	1
Hispanic	0
American Indian or Alaskan	0
Asian / Pacific Islander	0
Race Other	0
Race Undeclared	0


Anne Arundel County	(1)
Allegany County	(0)
Baltimore City	(0)
Baltimore County	(0)
Calvert County	(0)
Caroline County	(0)
Carroll County	(0)
Cecil County	(0)
Charles County	(0)
Dorchester County	(0)
Frederick County	(0)
Garrett County	(0)
Harford County	(0)
Howard County	(0)
Kent County	(0)
Montgomery County	(0)
Prince George's County	(0)
Queen Anne's County	(0)
Somerset County	(0)
St. Mary's County	(0)
Talbot County	(0)
Washington County	(0)
Wicomico County	(0)
Worcester County	(0)
County Unknown	(0)
Outside Maryland	(0)



Montgomery County Public Schools, Department Of School Facilities

Apprentices Active	4	Baltimore County	(2)	
New Apprentices Enrolled in 2016	0	Anne Arundel County	(1)	
Apprentices Completed in 2016	0	Baltimore City	(1)	
		St. Mary's County	(1)	
Male	3	Allegany County	(0)	
Female	1	Calvert County	(0)	
Age 18 - 27	0	Caroline County	(0)	
Age 28 - 37	3	Carroll County	(0)	
Age 38 - 47	0	Cecil County	(0)	
Age 48 - 57	0	Charles County	(0)	
Age 58 - 67	1	Dorchester County	(0)	
Age Undeclared	0	Frederick County	(0)	
White (not Hispanic)	2	Garrett County	(0)	
Black (not Hispanic)	0	Harford County	(0)	
Hispanic	0	Howard County	(0)	
American Indian or Alaskan	0	Kent County	(0)	
Asian / Pacific Islander	1	Montgomery County	(0)	
Race Other	1	Prince George's County	(0)	
Race Undeclared	0	Queen Anne's County	(0)	
		Somerset County	(0)	
		Talbot County	(0)	
		Washington County	(0)	
		Wicomico County	(0)	
		Worcester County	(0)	
		County Unknown	(0)	
		Outside Maryland	(0)	

Netzer Metalcraft, Inc.

Apprentices Active	1	Outside Maryland	(1)	
New Apprentices Enrolled in 2016	0	Allegany County	(0)	
Apprentices Completed in 2016	0	Anne Arundel County	(0)	
Male	1	Baltimore City	(0)	
Female	0	Baltimore County	(0)	
Age 18 - 27	0	Calvert County	(0)	
Age 28 - 37	1	Caroline County	(0)	
Age 38 - 47	0	Carroll County	(0)	
Age 48 - 57	0	Cecil County	(0)	
Age 58 - 67	0	Charles County	(0)	
Age Undeclared	0	Dorchester County	(0)	
White (not Hispanic)	1	Frederick County	(0)	
Black (not Hispanic)	0	Garrett County	(0)	
Hispanic	0	Harford County	(0)	
American Indian or Alaskan	0	Howard County	(0)	
Asian / Pacific Islander	0	Kent County	(0)	
Race Other	0	Montgomery County	(0)	
Race Undeclared	0	Prince George's County	(0)	
		Queen Anne's County	(0)	
		Somerset County	(0)	
		St. Mary's County	(0)	
		Talbot County	(0)	
		Washington County	(0)	
		Wicomico County	(0)	
		Worcester County	(0)	
		County Unknown	(0)	

Newpage Corporation Electrical JAC

Apprentices Active	6	Anne Arundel County	(1)
New Apprentices Enrolled in 2016	0	Calvert County	(1)
Apprentices Completed in 2016	0	Charles County	(1)
		Frederick County	(1)
		Prince George's County	(1)
Male	6	Outside Maryland	(1)
Female	0	Allegany County	(0)
		Baltimore City	(0)
		Baltimore County	(0)
Age 18 - 27	0	Caroline County	(0)
Age 28 - 37	3	Carroll County	(0)
Age 38 - 47	2	Cecil County	(0)
Age 48 - 57	1	Dorchester County	(0)
Age 58 - 67	0	Garrett County	(0)
Age Undeclared	0	Harford County	(0)
		Howard County	(0)
		Kent County	(0)
White (not Hispanic)	6	Montgomery County	(0)
Black (not Hispanic)	0	Queen Anne's County	(0)
Hispanic	0	Somerset County	(0)
American Indian or Alaskan	0	St. Mary's County	(0)
Asian / Pacific Islander	0	Talbot County	(0)
Race Other	0	Washington County	(0)
Race Undeclared	0	Wicomico County	(0)
		Worcester County	(0)
		County Unknown	(0)

Nickle Electrical Companies

Apprentices Active	43	Baltimore County	(8)
New Apprentices Enrolled in 2016	13	Outside Maryland	(8)
Apprentices Completed in 2016	0	Prince George's County	(6)
		County Unknown	(6)
Male	42	Baltimore City	(5)
Female	1	Harford County	(4)
		Charles County	(3)
Age 18 - 27	22	Anne Arundel County	(2)
Age 28 - 37	18	Calvert County	(1)
Age 38 - 47	2	Carroll County	(1)
Age 48 - 57	1	Cecil County	(1)
Age 58 - 67	0	Frederick County	(1)
Age Undeclared	0	Howard County	(1)
		St. Mary's County	(1)
White (not Hispanic)	31	Allegany County	(0)
Black (not Hispanic)	4	Caroline County	(0)
Hispanic	7	Dorchester County	(0)
American Indian or Alaskan	0	Garrett County	(0)
Asian / Pacific Islander	0	Kent County	(0)
Race Other	1	Montgomery County	(0)
Race Undeclared	0	Queen Anne's County	(0)
		Somerset County	(0)
		Talbot County	(0)
		Washington County	(0)
		Wicomico County	(0)
		Worcester County	(0)

NLG Insulation, Inc.

Apprentices Active	7
New Apprentices Enrolled in 2016	0
Apprentices Completed in 2016	0
Male	7
Female	0
Age 18 - 27	0
Age 28 - 37	6
Age 38 - 47	1
Age 48 - 57	0
Age 58 - 67	0
Age Undeclared	0
White (not Hispanic)	1
Black (not Hispanic)	4
Hispanic	2
American Indian or Alaskan	0
Asian / Pacific Islander	0
Race Other	0
Race Undeclared	0

Baltimore County	(2)
Outside Maryland	(2)
Anne Arundel County	(1)
Calvert County	(1)
Queen Anne's County	(1)
Allegany County	(0)
Baltimore City	(0)
Caroline County	(0)
Carroll County	(0)
Cecil County	(0)
Charles County	(0)
Dorchester County	(0)
Frederick County	(0)
Garrett County	(0)
Harford County	(0)
Howard County	(0)
Kent County	(0)
Montgomery County	(0)
Prince George's County	(0)
Somerset County	(0)
St. Mary's County	(0)
Talbot County	(0)
Washington County	(0)
Wicomico County	(0)
Worcester County	(0)
County Unknown	(0)



NLP Enterprises, Inc.

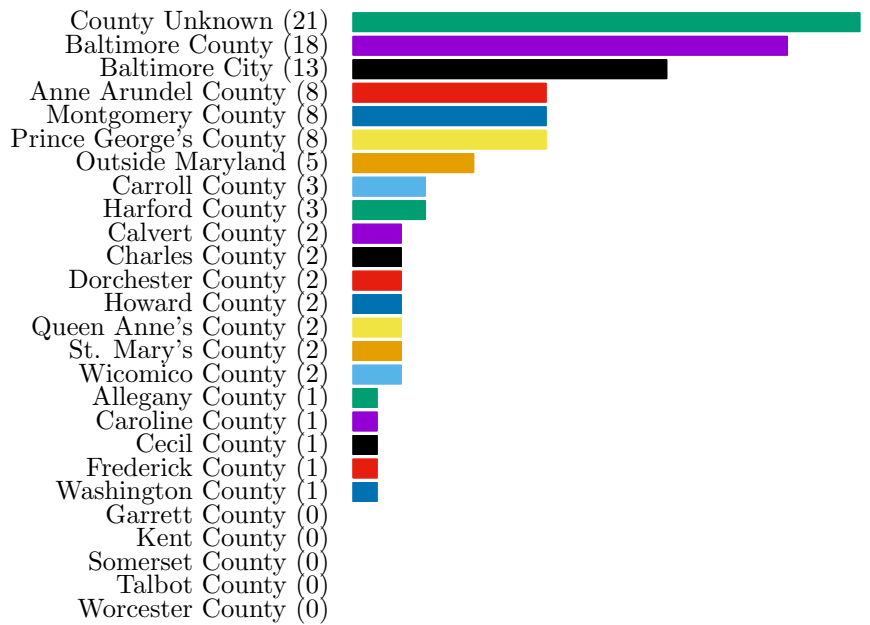
Apprentices Active	4
New Apprentices Enrolled in 2016	4
Apprentices Completed in 2016	0
Male	4
Female	0
Age 18 - 27	0
Age 28 - 37	3
Age 38 - 47	0
Age 48 - 57	1
Age 58 - 67	0
Age Undeclared	0
White (not Hispanic)	0
Black (not Hispanic)	0
Hispanic	4
American Indian or Alaskan	0
Asian / Pacific Islander	0
Race Other	0
Race Undeclared	0

Baltimore County	(1)
Calvert County	(1)
Prince George's County	(1)
Outside Maryland	(1)
Allegany County	(0)
Anne Arundel County	(0)
Baltimore City	(0)
Caroline County	(0)
Carroll County	(0)
Cecil County	(0)
Charles County	(0)
Dorchester County	(0)
Frederick County	(0)
Garrett County	(0)
Harford County	(0)
Howard County	(0)
Kent County	(0)
Montgomery County	(0)
Queen Anne's County	(0)
Somerset County	(0)
St. Mary's County	(0)
Talbot County	(0)
Washington County	(0)
Wicomico County	(0)
Worcester County	(0)
County Unknown	(0)



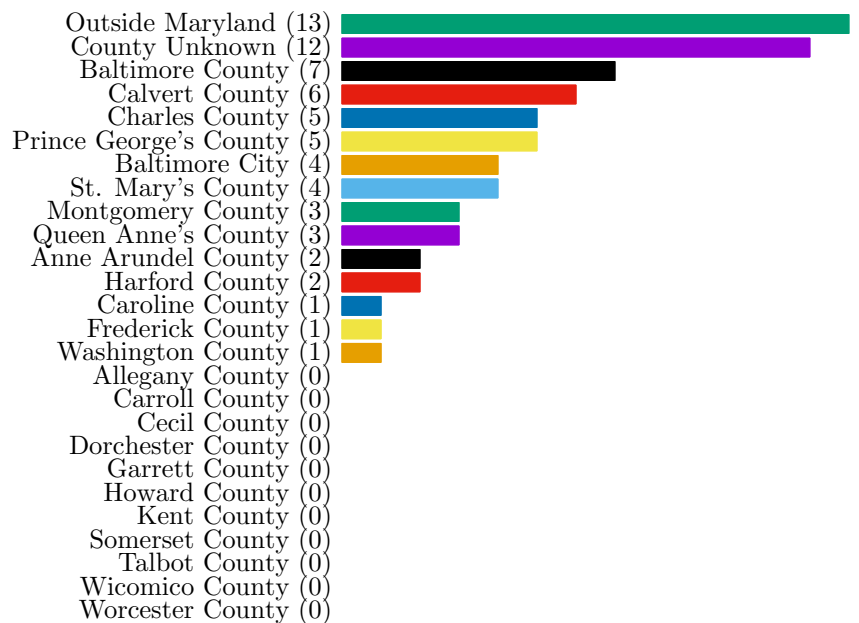
Operating Engineers JATC - Local 77

Apprentices Active	93
New Apprentices Enrolled in 2016	14
Apprentices Completed in 2016	0
Male	92
Female	1
Age 18 - 27	22
Age 28 - 37	57
Age 38 - 47	12
Age 48 - 57	1
Age 58 - 67	0
Age Undeclared	1
White (not Hispanic)	70
Black (not Hispanic)	19
Hispanic	3
American Indian or Alaskan	0
Asian / Pacific Islander	0
Race Other	1
Race Undeclared	0



Operating Engineers Local 99, Joint Apprenticeship Committee

Apprentices Active	65
New Apprentices Enrolled in 2016	14
Apprentices Completed in 2016	16
Male	62
Female	3
Age 18 - 27	7
Age 28 - 37	41
Age 38 - 47	11
Age 48 - 57	5
Age 58 - 67	1
Age Undeclared	0
White (not Hispanic)	39
Black (not Hispanic)	20
Hispanic	5
American Indian or Alaskan	0
Asian / Pacific Islander	0
Race Other	1
Race Undeclared	0



Parker Fuel Company, Inc.

Apprentices Active	2	Prince George's County (2)
New Apprentices Enrolled in 2016	0	Allegany County (0)
Apprentices Completed in 2016	0	Anne Arundel County (0)
Male	2	Baltimore City (0)
Female	0	Baltimore County (0)
Age 18 - 27	2	Calvert County (0)
Age 28 - 37	0	Caroline County (0)
Age 38 - 47	0	Carroll County (0)
Age 48 - 57	0	Cecil County (0)
Age 58 - 67	0	Charles County (0)
Age Undeclared	0	Dorchester County (0)
White (not Hispanic)	2	Frederick County (0)
Black (not Hispanic)	0	Garrett County (0)
Hispanic	0	Harford County (0)
American Indian or Alaskan	0	Howard County (0)
Asian / Pacific Islander	0	Kent County (0)
Race Other	0	Montgomery County (0)
Race Undeclared	0	Queen Anne's County (0)
		Somerset County (0)
		St. Mary's County (0)
		Talbot County (0)
		Washington County (0)
		Wicomico County (0)
		Worcester County (0)
		County Unknown (0)
		Outside Maryland (0)

Plumbers And Steamfitters, Local Union No. 486 JATC

Apprentices Active	301	Outside Maryland (50)
New Apprentices Enrolled in 2016	81	Baltimore County (46)
Apprentices Completed in 2016	45	County Unknown (35)
Male	296	Anne Arundel County (33)
Female	5	Baltimore City (28)
Age 18 - 27	90	Prince George's County (28)
Age 28 - 37	165	Harford County (17)
Age 38 - 47	31	Carroll County (14)
Age 48 - 57	12	Charles County (14)
Age 58 - 67	2	Calvert County (13)
Age Undeclared	1	Montgomery County (9)
White (not Hispanic)	242	St. Mary's County (8)
Black (not Hispanic)	48	Washington County (8)
Hispanic	4	Frederick County (7)
American Indian or Alaskan	1	Allegany County (5)
Asian / Pacific Islander	3	Howard County (5)
Race Other	3	Cecil County (4)
Race Undeclared	0	Queen Anne's County (2)
		Wicomico County (2)
		Garrett County (1)
		Caroline County (0)
		Dorchester County (0)
		Kent County (0)
		Somerset County (0)
		Talbot County (0)
		Worcester County (0)

Plumbing Apprenticeship Program Of, Carroll County, Maryland

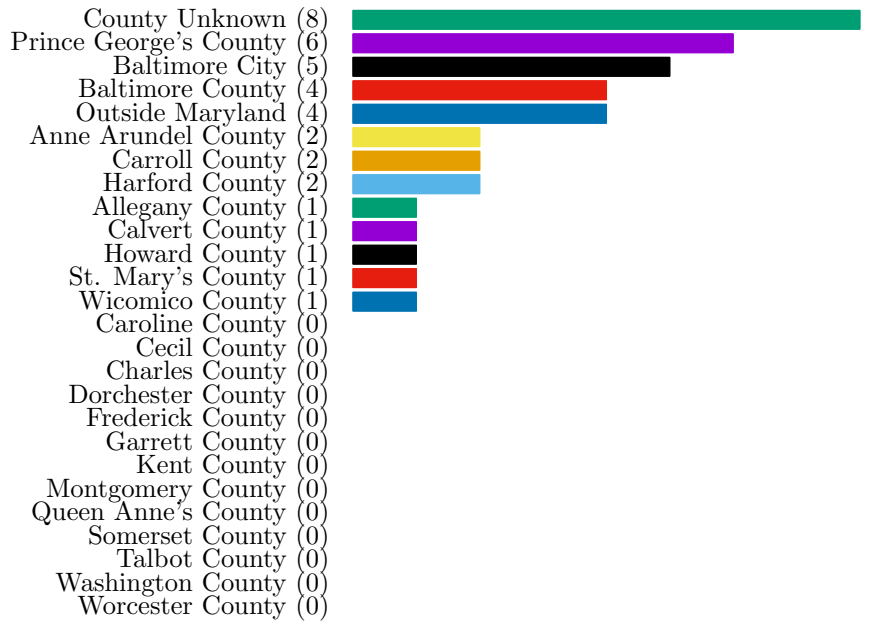
Apprentices Active	14	Anne Arundel County (3)	
New Apprentices Enrolled in 2016	0	Baltimore County (3)	
Apprentices Completed in 2016	0	Baltimore City (2)	
		Montgomery County (2)	
		County Unknown (2)	
Male	14	Calvert County (1)	
Female	0	Harford County (1)	
		Prince George's County (1)	
		Outside Maryland (1)	
Age 18 - 27	7	Allegany County (0)	
Age 28 - 37	5	Caroline County (0)	
Age 38 - 47	1	Carroll County (0)	
Age 48 - 57	1	Cecil County (0)	
Age 58 - 67	0	Charles County (0)	
Age Undeclared	0	Dorchester County (0)	
		Frederick County (0)	
		Garrett County (0)	
		Howard County (0)	
		Kent County (0)	
		Queen Anne's County (0)	
		Somerset County (0)	
		St. Mary's County (0)	
		Talbot County (0)	
		Washington County (0)	
		Wicomico County (0)	
		Worcester County (0)	
White (not Hispanic)	14		
Black (not Hispanic)	0		
Hispanic	0		
American Indian or Alaskan	0		
Asian / Pacific Islander	0		
Race Other	0		
Race Undeclared	0		

Prince George's Co. Fire/Ems Dept.

Apprentices Active	244	Baltimore County (43)	
New Apprentices Enrolled in 2016	33	County Unknown (38)	
Apprentices Completed in 2016	73	Outside Maryland (31)	
		Baltimore City (23)	
Male	210	Anne Arundel County (22)	
Female	34	Harford County (19)	
		Prince George's County (14)	
		Calvert County (13)	
		Charles County (13)	
Age 18 - 27	31	Montgomery County (11)	
Age 28 - 37	166	Cecil County (7)	
Age 38 - 47	38	Carroll County (6)	
Age 48 - 57	7	St. Mary's County (6)	
Age 58 - 67	1	Frederick County (5)	
Age Undeclared	1	Howard County (5)	
		Queen Anne's County (4)	
		Washington County (2)	
		Caroline County (1)	
		Dorchester County (1)	
		Garrett County (1)	
		Wicomico County (1)	
		Worcester County (1)	
		Allegany County (0)	
		Kent County (0)	
		Somerset County (0)	
		Talbot County (0)	
White (not Hispanic)	143		
Black (not Hispanic)	76		
Hispanic	14		
American Indian or Alaskan	2		
Asian / Pacific Islander	5		
Race Other	4		
Race Undeclared	0		


Quality Heating & Air Conditioning, Company, Inc.

Apprentices Active	33
New Apprentices Enrolled in 2016	5
Apprentices Completed in 2016	1
Male	33
Female	0
Age 18 - 27	21
Age 28 - 37	9
Age 38 - 47	3
Age 48 - 57	0
Age 58 - 67	0
Age Undeclared	0
White (not Hispanic)	28
Black (not Hispanic)	3
Hispanic	1
American Indian or Alaskan	0
Asian / Pacific Islander	1
Race Other	0
Race Undeclared	0



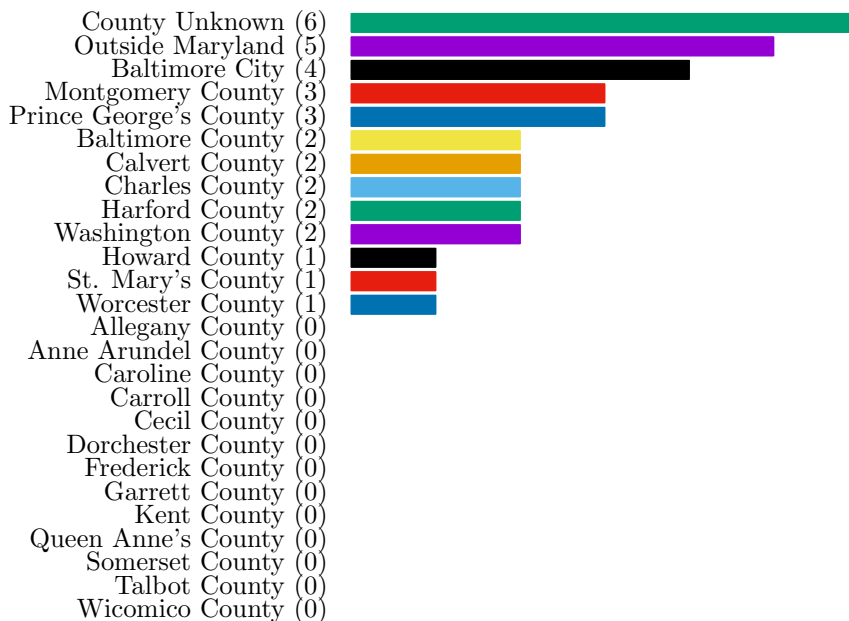
R. Brooks Mechanical, Inc.

Apprentices Active	1
New Apprentices Enrolled in 2016	0
Apprentices Completed in 2016	0
Male	1
Female	0
Age 18 - 27	0
Age 28 - 37	0
Age 38 - 47	1
Age 48 - 57	0
Age 58 - 67	0
Age Undeclared	0
White (not Hispanic)	1
Black (not Hispanic)	0
Hispanic	0
American Indian or Alaskan	0
Asian / Pacific Islander	0
Race Other	0
Race Undeclared	0



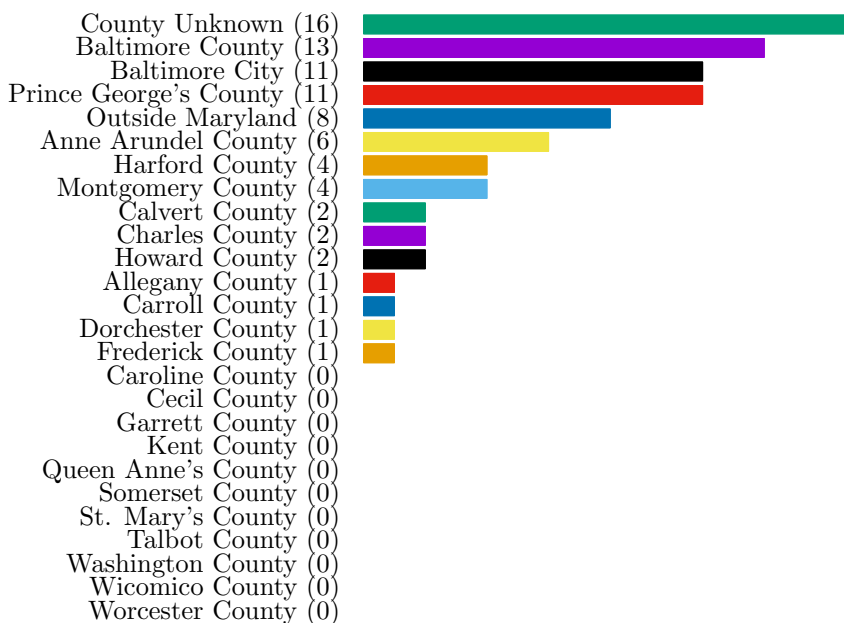
Ralph G. Degli Obizzi & Sons, Inc.

Apprentices Active	30
New Apprentices Enrolled in 2016	7
Apprentices Completed in 2016	0
Male	30
Female	0
Age 18 - 27	10
Age 28 - 37	14
Age 38 - 47	5
Age 48 - 57	0
Age 58 - 67	1
Age Undeclared	0
White (not Hispanic)	21
Black (not Hispanic)	6
Hispanic	2
American Indian or Alaskan	0
Asian / Pacific Islander	1
Race Other	0
Race Undeclared	0



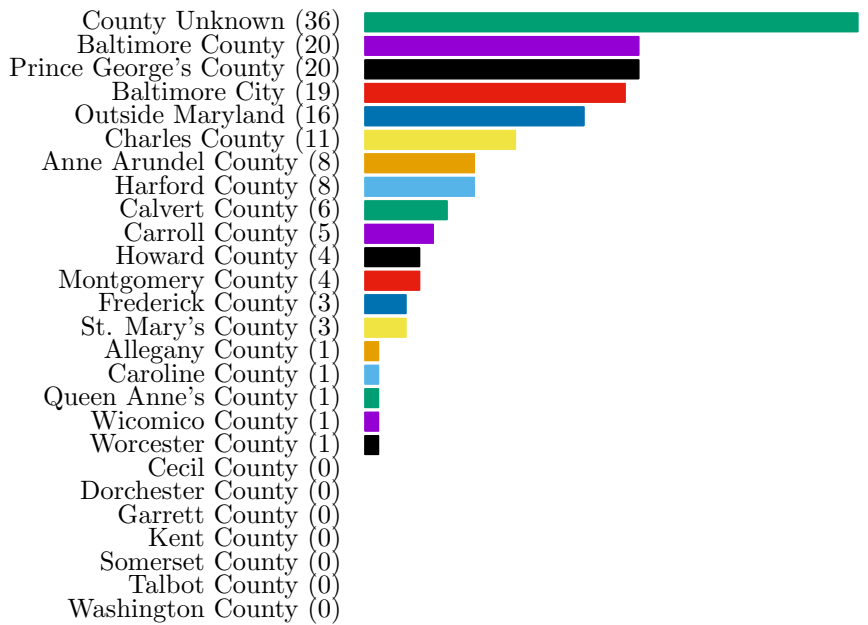
Reinforcing Ironworkers Local Union, No. 201 JATC

Apprentices Active	72
New Apprentices Enrolled in 2016	8
Apprentices Completed in 2016	0
Male	72
Female	0
Age 18 - 27	16
Age 28 - 37	37
Age 38 - 47	19
Age 48 - 57	0
Age 58 - 67	0
Age Undeclared	0
White (not Hispanic)	19
Black (not Hispanic)	15
Hispanic	34
American Indian or Alaskan	0
Asian / Pacific Islander	1
Race Other	3
Race Undeclared	0



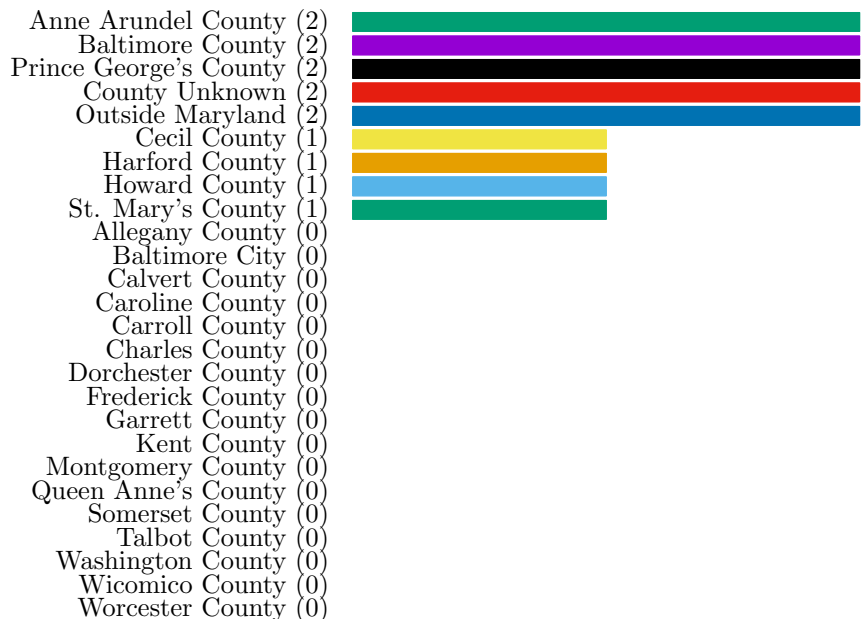
Road Sprinkler Fitters Local Union, 669 JATC

Apprentices Active	149
New Apprentices Enrolled in 2016	40
Apprentices Completed in 2016	5
Male	149
Female	0
Age 18 - 27	27
Age 28 - 37	100
Age 38 - 47	16
Age 48 - 57	4
Age 58 - 67	1
Age Undeclared	1
White (not Hispanic)	104
Black (not Hispanic)	26
Hispanic	12
American Indian or Alaskan	1
Asian / Pacific Islander	0
Race Other	6
Race Undeclared	0



Roofers, Waterproofers & Allied Work, Local No 34 JATC

Apprentices Active	14
New Apprentices Enrolled in 2016	1
Apprentices Completed in 2016	0
Male	14
Female	0
Age 18 - 27	4
Age 28 - 37	5
Age 38 - 47	4
Age 48 - 57	1
Age 58 - 67	0
Age Undeclared	0
White (not Hispanic)	14
Black (not Hispanic)	0
Hispanic	0
American Indian or Alaskan	0
Asian / Pacific Islander	0
Race Other	0
Race Undeclared	0



Seaside Plumbing, Inc.

Apprentices Active	1	Baltimore City (1)	
New Apprentices Enrolled in 2016	0	County Unknown (1)	
Apprentices Completed in 2016	0	Allegany County (0)	
		Anne Arundel County (0)	
		Baltimore County (0)	
Male	1	Calvert County (0)	
Female	0	Caroline County (0)	
		Carroll County (0)	
Age 18 - 27	0	Cecil County (0)	
Age 28 - 37	0	Charles County (0)	
Age 38 - 47	0	Dorchester County (0)	
Age 48 - 57	1	Frederick County (0)	
Age 58 - 67	0	Garrett County (0)	
Age Undeclared	0	Harford County (0)	
		Howard County (0)	
White (not Hispanic)	1	Kent County (0)	
Black (not Hispanic)	0	Montgomery County (0)	
Hispanic	0	Prince George's County (0)	
American Indian or Alaskan	0	Queen Anne's County (0)	
Asian / Pacific Islander	0	Somerset County (0)	
Race Other	0	St. Mary's County (0)	
Race Undeclared	0	Talbot County (0)	
		Washington County (0)	
		Wicomico County (0)	
		Worcester County (0)	
		Outside Maryland (0)	

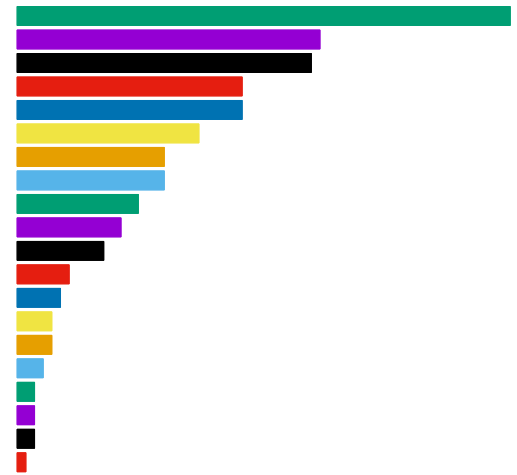
Sheet Metal Workers Local No. 100, Cumberland Area JATC

Apprentices Active	29	County Unknown (5)	
New Apprentices Enrolled in 2016	8	Baltimore County (4)	
Apprentices Completed in 2016	0	Prince George's County (4)	
		Montgomery County (3)	
Male	29	Outside Maryland (3)	
Female	0	Anne Arundel County (2)	
		Baltimore City (2)	
Age 18 - 27	9	Calvert County (2)	
Age 28 - 37	11	Charles County (2)	
Age 38 - 47	6	Carroll County (1)	
Age 48 - 57	3	Frederick County (1)	
Age 58 - 67	0	Howard County (1)	
Age Undeclared	0	Wicomico County (1)	
		Allegany County (0)	
White (not Hispanic)	28	Caroline County (0)	
Black (not Hispanic)	1	Cecil County (0)	
Hispanic	0	Dorchester County (0)	
American Indian or Alaskan	0	Garrett County (0)	
Asian / Pacific Islander	0	Harford County (0)	
Race Other	0	Kent County (0)	
Race Undeclared	0	Queen Anne's County (0)	
		Somerset County (0)	
		St. Mary's County (0)	
		Talbot County (0)	
		Washington County (0)	
		Worcester County (0)	

Sheet Metal Workers, Local 100, Washington D. C.

Apprentices Active	272
New Apprentices Enrolled in 2016	103
Apprentices Completed in 2016	27
Male	267
Female	5
Age 18 - 27	80
Age 28 - 37	130
Age 38 - 47	47
Age 48 - 57	15
Age 58 - 67	0
Age Undeclared	0
White (not Hispanic)	144
Black (not Hispanic)	95
Hispanic	23
American Indian or Alaskan	0
Asian / Pacific Islander	7
Race Other	3
Race Undeclared	0

County Unknown	(57)
Baltimore County	(35)
Outside Maryland	(34)
Baltimore City	(26)
Prince George's County	(26)
Anne Arundel County	(21)
Harford County	(17)
Montgomery County	(17)
Calvert County	(14)
Charles County	(12)
St. Mary's County	(10)
Howard County	(6)
Frederick County	(5)
Carroll County	(4)
Washington County	(4)
Queen Anne's County	(3)
Allegany County	(2)
Cecil County	(2)
Wicomico County	(2)
Talbot County	(1)
Caroline County	(0)
Dorchester County	(0)
Garrett County	(0)
Kent County	(0)
Somerset County	(0)
Worcester County	(0)



Simplex Grinnell LP

Apprentices Active	1
New Apprentices Enrolled in 2016	0
Apprentices Completed in 2016	0
Male	1
Female	0
Age 18 - 27	0
Age 28 - 37	0
Age 38 - 47	1
Age 48 - 57	0
Age 58 - 67	0
Age Undeclared	0
White (not Hispanic)	0
Black (not Hispanic)	1
Hispanic	0
American Indian or Alaskan	0
Asian / Pacific Islander	0
Race Other	0
Race Undeclared	0

Prince George's County	(1)
Allegany County	(0)
Anne Arundel County	(0)
Baltimore City	(0)
Baltimore County	(0)
Calvert County	(0)
Caroline County	(0)
Carroll County	(0)
Cecil County	(0)
Charles County	(0)
Dorchester County	(0)
Frederick County	(0)
Garrett County	(0)
Harford County	(0)
Howard County	(0)
Kent County	(0)
Montgomery County	(0)
Queen Anne's County	(0)
Somerset County	(0)
St. Mary's County	(0)
Talbot County	(0)
Washington County	(0)
Wicomico County	(0)
Worcester County	(0)
County Unknown	(0)
Outside Maryland	(0)



Southern Maryland Electric, Inc., Joint Apprenticeship Committee

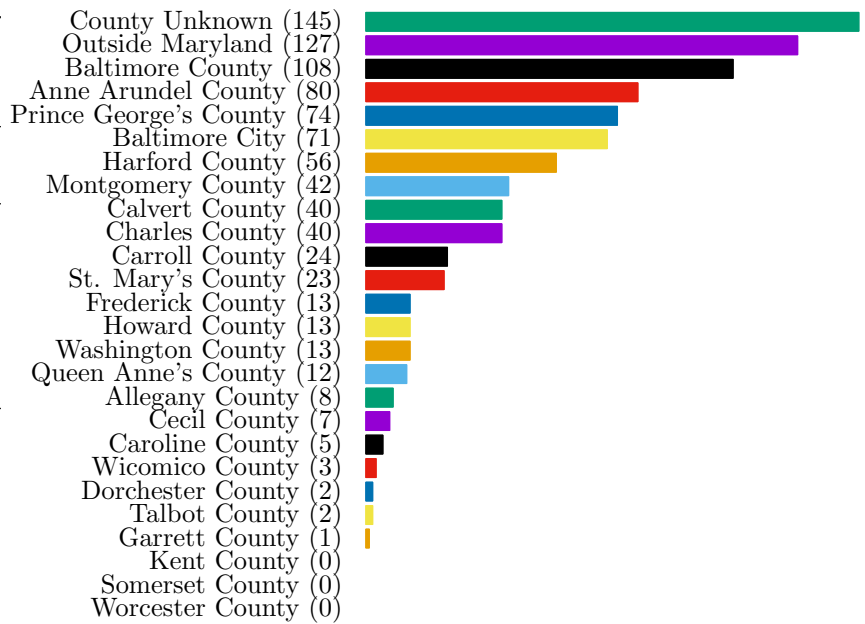
Apprentices Active	28	Baltimore County (7)	
New Apprentices Enrolled in 2016	0	Prince George's County (6)	
Apprentices Completed in 2016	14	Harford County (4)	
Male	28	Outside Maryland (3)	
Female	0	Baltimore City (2)	
Age 18 - 27	6	Allegany County (1)	
Age 28 - 37	16	Charles County (1)	
Age 38 - 47	3	Montgomery County (1)	
Age 48 - 57	3	Queen Anne's County (1)	
Age 58 - 67	0	St. Mary's County (1)	
Age Undeclared	0	Washington County (1)	
White (not Hispanic)	27	Worcester County (1)	
Black (not Hispanic)	1	County Unknown (1)	
Hispanic	0	Anne Arundel County (0)	
American Indian or Alaskan	0	Calvert County (0)	
Asian / Pacific Islander	0	Caroline County (0)	
Race Other	0	Carroll County (0)	
Race Undeclared	0	Cecil County (0)	
		Dorchester County (0)	
		Frederick County (0)	
		Garrett County (0)	
		Howard County (0)	
		Kent County (0)	
		Somerset County (0)	
		Talbot County (0)	
		Wicomico County (0)	

Spectrum Fire Protection, Inc.

Apprentices Active	6	Harford County (2)	
New Apprentices Enrolled in 2016	0	Baltimore City (1)	
Apprentices Completed in 2016	0	Baltimore County (1)	
Male	6	Calvert County (1)	
Female	0	Frederick County (1)	
Age 18 - 27	2	Prince George's County (1)	
Age 28 - 37	2	Allegany County (0)	
Age 38 - 47	2	Anne Arundel County (0)	
Age 48 - 57	0	Caroline County (0)	
Age 58 - 67	0	Carroll County (0)	
Age Undeclared	0	Cecil County (0)	
White (not Hispanic)	6	Charles County (0)	
Black (not Hispanic)	0	Dorchester County (0)	
Hispanic	0	Garrett County (0)	
American Indian or Alaskan	0	Howard County (0)	
Asian / Pacific Islander	0	Kent County (0)	
Race Other	0	Montgomery County (0)	
Race Undeclared	0	Queen Anne's County (0)	
		Somerset County (0)	
		St. Mary's County (0)	
		Talbot County (0)	
		Washington County (0)	
		Wicomico County (0)	
		Worcester County (0)	
		County Unknown (0)	
		Outside Maryland (0)	

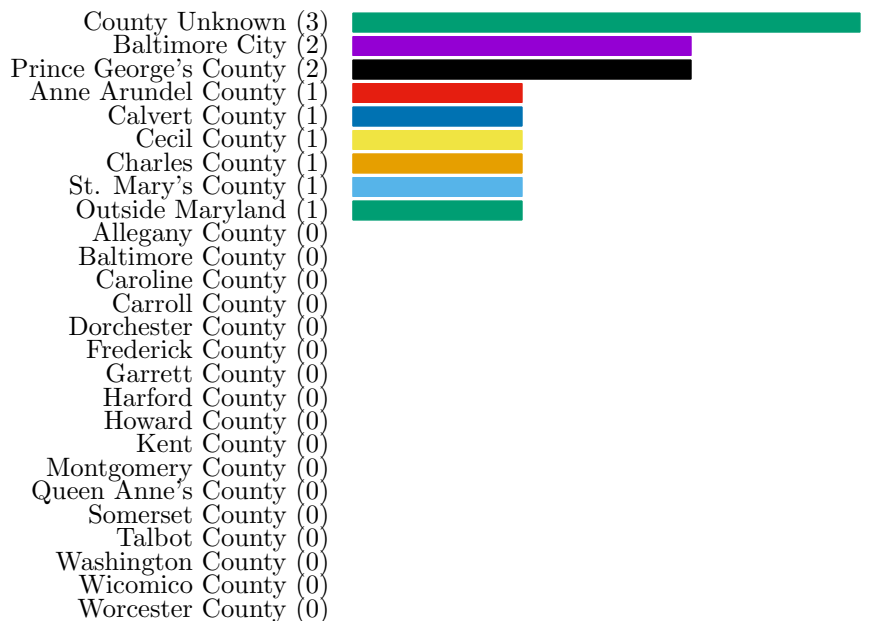
Steamfitters Local No. 602 JATC

Apprentices Active	838
New Apprentices Enrolled in 2016	177
Apprentices Completed in 2016	109
Male	828
Female	10
Age 18 - 27	267
Age 28 - 37	455
Age 38 - 47	87
Age 48 - 57	23
Age 58 - 67	2
Age Undeclared	4
White (not Hispanic)	626
Black (not Hispanic)	141
Hispanic	55
American Indian or Alaskan	3
Asian / Pacific Islander	9
Race Other	4
Race Undeclared	0



Strickland Fire Protection, Inc.

Apprentices Active	11
New Apprentices Enrolled in 2016	2
Apprentices Completed in 2016	0
Male	11
Female	0
Age 18 - 27	2
Age 28 - 37	9
Age 38 - 47	0
Age 48 - 57	0
Age 58 - 67	0
Age Undeclared	0
White (not Hispanic)	7
Black (not Hispanic)	4
Hispanic	0
American Indian or Alaskan	0
Asian / Pacific Islander	0
Race Other	0
Race Undeclared	0



Swam Electric Company, Inc.

Apprentices Active	3
New Apprentices Enrolled in 2016	0
Apprentices Completed in 2016	0
Male	3
Female	0
Age 18 - 27	3
Age 28 - 37	0
Age 38 - 47	0
Age 48 - 57	0
Age 58 - 67	0
Age Undeclared	0
White (not Hispanic)	3
Black (not Hispanic)	0
Hispanic	0
American Indian or Alaskan	0
Asian / Pacific Islander	0
Race Other	0
Race Undeclared	0

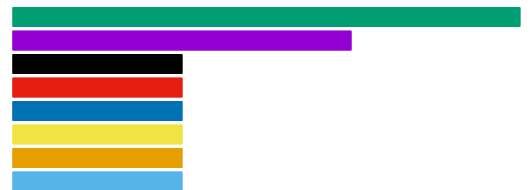
Baltimore County	(2)
Montgomery County	(1)
Allegany County	(0)
Anne Arundel County	(0)
Baltimore City	(0)
Calvert County	(0)
Caroline County	(0)
Carroll County	(0)
Cecil County	(0)
Charles County	(0)
Dorchester County	(0)
Frederick County	(0)
Garrett County	(0)
Harford County	(0)
Howard County	(0)
Kent County	(0)
Prince George's County	(0)
Queen Anne's County	(0)
Somerset County	(0)
St. Mary's County	(0)
Talbot County	(0)
Washington County	(0)
Wicomico County	(0)
Worcester County	(0)
County Unknown	(0)
Outside Maryland	(0)



The Johns Hopkins Hospital

Apprentices Active	10
New Apprentices Enrolled in 2016	0
Apprentices Completed in 2016	3
Male	10
Female	0
Age 18 - 27	1
Age 28 - 37	1
Age 38 - 47	8
Age 48 - 57	0
Age 58 - 67	0
Age Undeclared	0
White (not Hispanic)	2
Black (not Hispanic)	8
Hispanic	0
American Indian or Alaskan	0
Asian / Pacific Islander	0
Race Other	0
Race Undeclared	0

Outside Maryland	(3)
County Unknown	(2)
Allegany County	(1)
Anne Arundel County	(1)
Baltimore City	(1)
Baltimore County	(1)
Charles County	(1)
Prince George's County	(1)
Calvert County	(0)
Caroline County	(0)
Carroll County	(0)
Cecil County	(0)
Dorchester County	(0)
Frederick County	(0)
Garrett County	(0)
Harford County	(0)
Howard County	(0)
Kent County	(0)
Montgomery County	(0)
Queen Anne's County	(0)
Somerset County	(0)
St. Mary's County	(0)
Talbot County	(0)
Washington County	(0)
Wicomico County	(0)
Worcester County	(0)



Tranzed Apprenticeship Services, LLC

Apprentices Active	1	Carroll County	(1)
New Apprentices Enrolled in 2016	1	Allegany County	(0)
Apprentices Completed in 2016	0	Anne Arundel County	(0)
Male	1	Baltimore City	(0)
Female	0	Baltimore County	(0)
Age 18 - 27	0	Calvert County	(0)
Age 28 - 37	0	Caroline County	(0)
Age 38 - 47	0	Cecil County	(0)
Age 48 - 57	1	Charles County	(0)
Age 58 - 67	0	Dorchester County	(0)
Age Undeclared	0	Frederick County	(0)
White (not Hispanic)	1	Garrett County	(0)
Black (not Hispanic)	0	Harford County	(0)
Hispanic	0	Howard County	(0)
American Indian or Alaskan	0	Kent County	(0)
Asian / Pacific Islander	0	Montgomery County	(0)
Race Other	0	Prince George's County	(0)
Race Undeclared	0	Queen Anne's County	(0)
		Somerset County	(0)
		St. Mary's County	(0)
		Talbot County	(0)
		Washington County	(0)
		Wicomico County	(0)
		Worcester County	(0)
		County Unknown	(0)
		Outside Maryland	(0)

Union Memorial Hospital

Apprentices Active	1	Anne Arundel County	(1)
New Apprentices Enrolled in 2016	0	Allegany County	(0)
Apprentices Completed in 2016	0	Baltimore City	(0)
Male	1	Baltimore County	(0)
Female	0	Calvert County	(0)
Age 18 - 27	0	Caroline County	(0)
Age 28 - 37	1	Carroll County	(0)
Age 38 - 47	0	Cecil County	(0)
Age 48 - 57	0	Charles County	(0)
Age 58 - 67	0	Dorchester County	(0)
Age Undeclared	0	Frederick County	(0)
White (not Hispanic)	1	Garrett County	(0)
Black (not Hispanic)	0	Harford County	(0)
Hispanic	0	Howard County	(0)
American Indian or Alaskan	0	Kent County	(0)
Asian / Pacific Islander	0	Montgomery County	(0)
Race Other	0	Prince George's County	(0)
Race Undeclared	0	Queen Anne's County	(0)
		Somerset County	(0)
		St. Mary's County	(0)
		Talbot County	(0)
		Washington County	(0)
		Wicomico County	(0)
		Worcester County	(0)
		County Unknown	(0)
		Outside Maryland	(0)

University Of Maryland Medical System

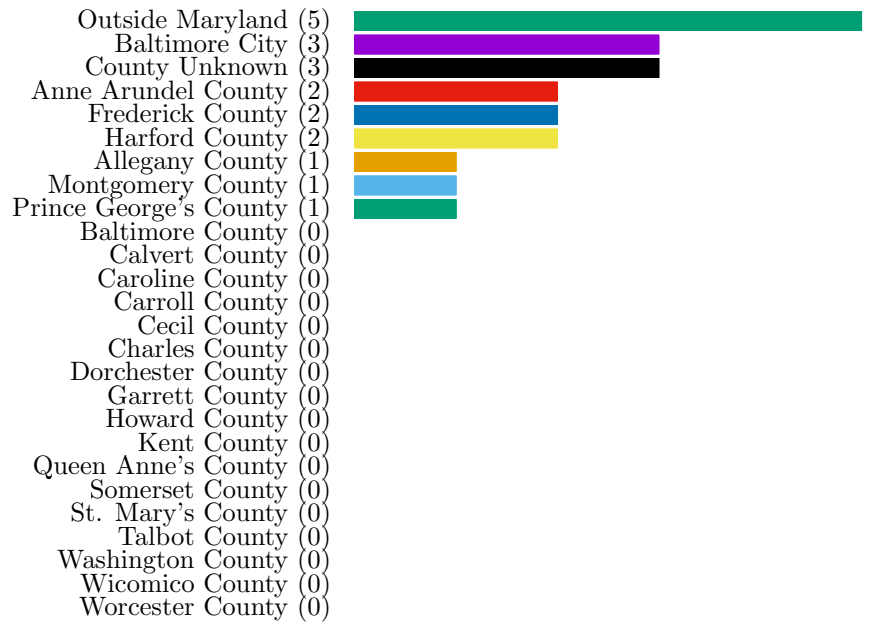
Apprentices Active	1	Baltimore County	(1)
New Apprentices Enrolled in 2016	0	Allegany County	(0)
Apprentices Completed in 2016	0	Anne Arundel County	(0)
Male	1	Baltimore City	(0)
Female	0	Calvert County	(0)
Age 18 - 27	0	Caroline County	(0)
Age 28 - 37	1	Carroll County	(0)
Age 38 - 47	0	Cecil County	(0)
Age 48 - 57	0	Charles County	(0)
Age 58 - 67	0	Dorchester County	(0)
Age Undeclared	0	Frederick County	(0)
White (not Hispanic)	1	Garrett County	(0)
Black (not Hispanic)	0	Harford County	(0)
Hispanic	0	Howard County	(0)
American Indian or Alaskan	0	Kent County	(0)
Asian / Pacific Islander	0	Montgomery County	(0)
Race Other	0	Prince George's County	(0)
Race Undeclared	0	Queen Anne's County	(0)
		Somerset County	(0)
		St. Mary's County	(0)
		Talbot County	(0)
		Washington County	(0)
		Wicomico County	(0)
		Worcester County	(0)
		County Unknown	(0)
		Outside Maryland	(0)

Velocity HVAC, LLC

Apprentices Active	2	Calvert County	(1)
New Apprentices Enrolled in 2016	0	Outside Maryland	(1)
Apprentices Completed in 2016	0	Allegany County	(0)
Male	2	Anne Arundel County	(0)
Female	0	Baltimore City	(0)
Age 18 - 27	0	Baltimore County	(0)
Age 28 - 37	1	Caroline County	(0)
Age 38 - 47	1	Carroll County	(0)
Age 48 - 57	0	Cecil County	(0)
Age 58 - 67	0	Charles County	(0)
Age Undeclared	0	Dorchester County	(0)
White (not Hispanic)	2	Frederick County	(0)
Black (not Hispanic)	0	Garrett County	(0)
Hispanic	0	Harford County	(0)
American Indian or Alaskan	0	Howard County	(0)
Asian / Pacific Islander	0	Kent County	(0)
Race Other	0	Montgomery County	(0)
Race Undeclared	0	Prince George's County	(0)
		Queen Anne's County	(0)
		Somerset County	(0)
		St. Mary's County	(0)
		Talbot County	(0)
		Washington County	(0)
		Wicomico County	(0)
		Worcester County	(0)
		County Unknown	(0)

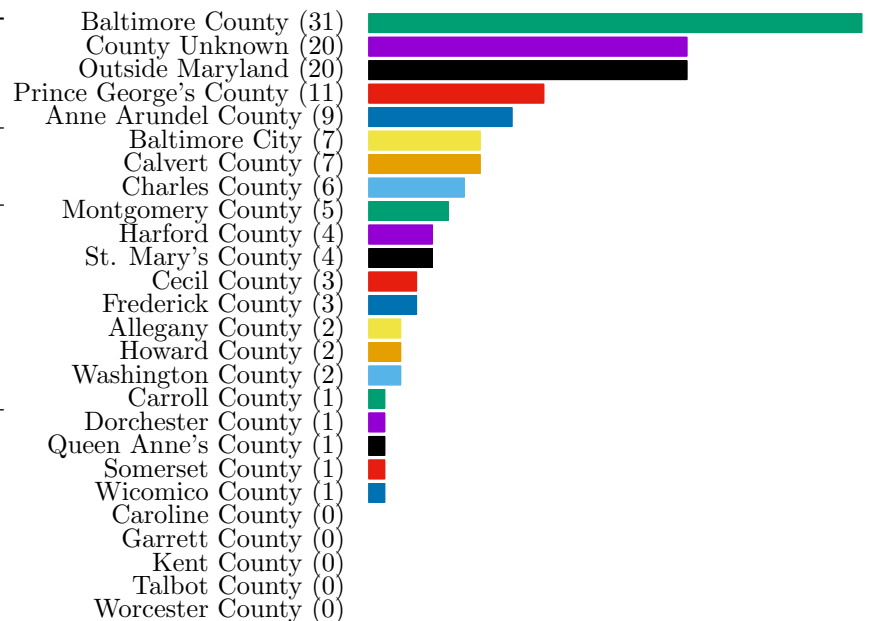
Volvo Group Trucks Operation

Apprentices Active	17
New Apprentices Enrolled in 2016	0
Apprentices Completed in 2016	0
Male	16
Female	1
Age 18 - 27	0
Age 28 - 37	6
Age 38 - 47	9
Age 48 - 57	1
Age 58 - 67	1
Age Undeclared	0
White (not Hispanic)	15
Black (not Hispanic)	1
Hispanic	1
American Indian or Alaskan	0
Asian / Pacific Islander	0
Race Other	0
Race Undeclared	0



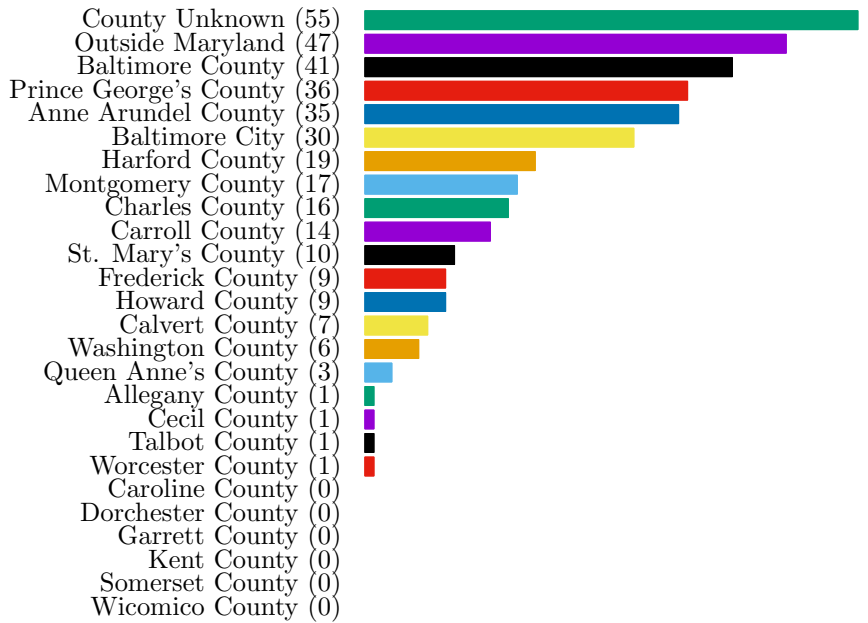
Washington, D. C. Asbestos Workers JAC, Local No. 24

Apprentices Active	134
New Apprentices Enrolled in 2016	44
Apprentices Completed in 2016	5
Male	127
Female	7
Age 18 - 27	37
Age 28 - 37	49
Age 38 - 47	29
Age 48 - 57	15
Age 58 - 67	4
Age Undeclared	0
White (not Hispanic)	40
Black (not Hispanic)	36
Hispanic	52
American Indian or Alaskan	1
Asian / Pacific Islander	1
Race Other	4
Race Undeclared	0



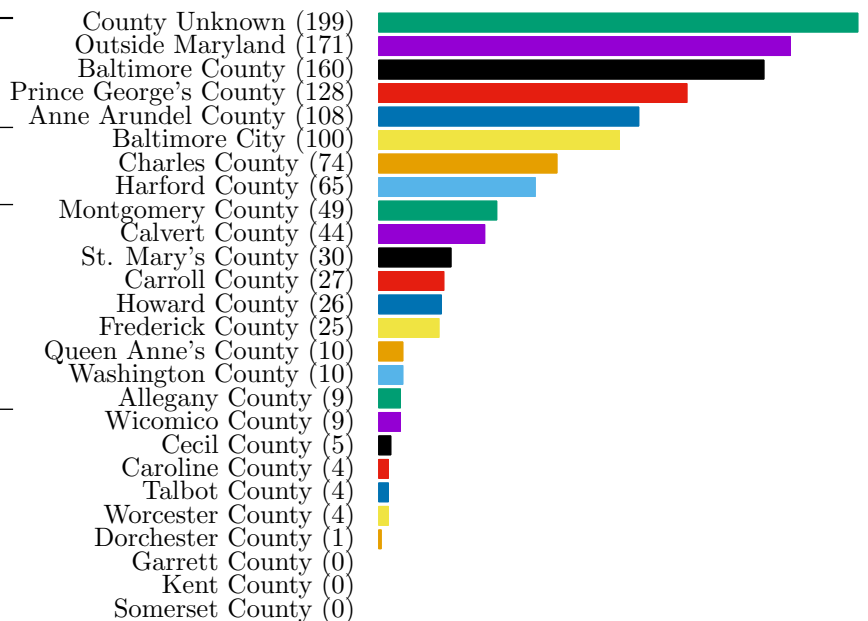
Washington D.C. Joint Plumbing, Apprenticeship Committee

Apprentices Active	328
New Apprentices Enrolled in 2016	77
Apprentices Completed in 2016	25
<hr/>	
Male	323
Female	5
<hr/>	
Age 18 - 27	91
Age 28 - 37	144
Age 38 - 47	66
Age 48 - 57	21
Age 58 - 67	5
Age Undeclared	1
<hr/>	
White (not Hispanic)	139
Black (not Hispanic)	158
Hispanic	22
American Indian or Alaskan	2
Asian / Pacific Islander	1
Race Other	6
Race Undeclared	0



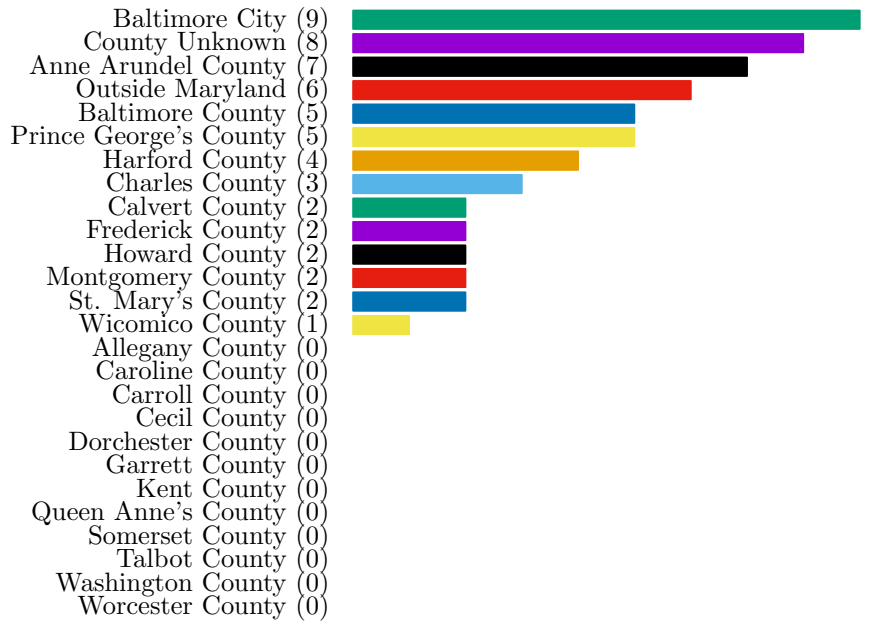
Washington, D. C. Electricians JATC, Local Union No. 26

Apprentices Active	1162
New Apprentices Enrolled in 2016	244
Apprentices Completed in 2016	135
<hr/>	
Male	1123
Female	39
<hr/>	
Age 18 - 27	282
Age 28 - 37	668
Age 38 - 47	157
Age 48 - 57	40
Age 58 - 67	14
Age Undeclared	1
<hr/>	
White (not Hispanic)	746
Black (not Hispanic)	271
Hispanic	89
American Indian or Alaskan	9
Asian / Pacific Islander	29
Race Other	17
Race Undeclared	1



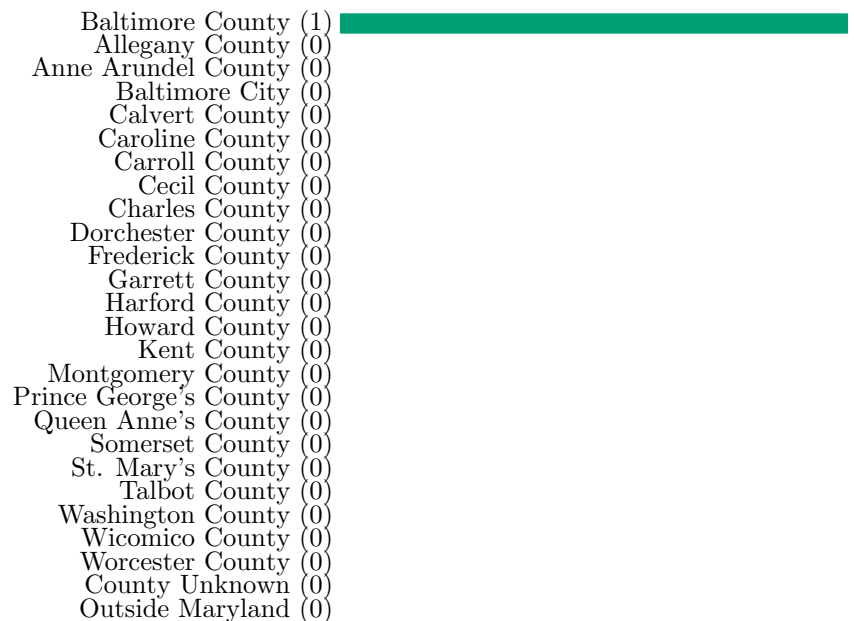
Western Maryland JATC For The, Electrical Industry

Apprentices Active	49
New Apprentices Enrolled in 2016	13
Apprentices Completed in 2016	3
Male	47
Female	2
Age 18 - 27	24
Age 28 - 37	15
Age 38 - 47	5
Age 48 - 57	5
Age 58 - 67	0
Age Undeclared	0
White (not Hispanic)	49
Black (not Hispanic)	0
Hispanic	0
American Indian or Alaskan	0
Asian / Pacific Islander	0
Race Other	0
Race Undeclared	0



Wingard & Company, Inc.

Apprentices Active	1
New Apprentices Enrolled in 2016	0
Apprentices Completed in 2016	0
Male	1
Female	0
Age 18 - 27	0
Age 28 - 37	1
Age 38 - 47	0
Age 48 - 57	0
Age 58 - 67	0
Age Undeclared	0
White (not Hispanic)	0
Black (not Hispanic)	1
Hispanic	0
American Indian or Alaskan	0
Asian / Pacific Islander	0
Race Other	0
Race Undeclared	0



Your Comfort Company

Apprentices Active	1	Baltimore County	(1)
New Apprentices Enrolled in 2016	0	Allegany County	(0)
Apprentices Completed in 2016	0	Anne Arundel County	(0)
Male	1	Baltimore City	(0)
Female	0	Calvert County	(0)
Age 18 - 27	0	Caroline County	(0)
Age 28 - 37	0	Carroll County	(0)
Age 38 - 47	1	Cecil County	(0)
Age 48 - 57	0	Charles County	(0)
Age 58 - 67	0	Dorchester County	(0)
Age Undeclared	0	Frederick County	(0)
White (not Hispanic)	1	Garrett County	(0)
Black (not Hispanic)	0	Harford County	(0)
Hispanic	0	Howard County	(0)
American Indian or Alaskan	0	Kent County	(0)
Asian / Pacific Islander	0	Montgomery County	(0)
Race Other	0	Prince George's County	(0)
Race Undeclared	0	Queen Anne's County	(0)
		Somerset County	(0)
		St. Mary's County	(0)
		Talbot County	(0)
		Washington County	(0)
		Wicomico County	(0)
		Worcester County	(0)
		County Unknown	(0)
		Outside Maryland	(0)

