

Partners for Success
**Family Support and Resource
 Center**

**Family Support and
 Resource Center**

Volume 12, Issue 3

March, 2011

Legislation and Parents - What Can We Do?

Recently I sent an email out to parents and professionals asking for help with a Bill that was coming before a Senate Committee referencing the Maryland Hearing Aid Loan Bank. The response I received to support this bill was incredible with only about 48 hours notice, we were able to provide Senators with written testimony and comments from parents. Plus many parents contacted their Senators asking them to support this bill.

First I want to say **THANK YOU** to everyone that responded to my email and supported this Bill. I would also like to talk about the importance of getting involved in the Maryland Legislative Process.

I hear all the time about things happening in Annapolis, sometimes I pay attention and other times, well, I may not pay attention like I should. A few years ago I joined the Governor's Office of the Deaf and Hard of Hearing's (ODHH) Advisory Board as the Parent Representative. I have learned a lot about the Maryland Legislative process through my role on the Board, and am realizing more and more how important it is to support Bills that come up that affect my son. I can honestly say I haven't been involved as much as I should be. Last year I wrote an article for the newsletter that talked about my families experience attending the ODHH Legislative Awareness Day. We really enjoyed attending this event. During that event we were able to meet our Senator and our Delegate. I enjoyed meeting our Senator, he listened to our concerns, asked what was important to us. I really felt like he cared about what was important to my family. I didn't have quite the same feeling for our Delegate, so needless to say when it came time to vote for a new Delegate, she didn't get my vote. Unfortunately I was unable to attend this year's ODHH Legislative Awareness Day but am I'm looking forward to attending next years!

It really is important that we, as parents, get involved in the Legislative Process. If you hear about a Bill that is important to you, please let your Legislative Representatives know. You should let them know if you would like them to support a bill or to not to support a bill. It really only takes a minute or two. You can send a quick email, a letter or place a phone call that says "I would really like you to support /not support this bill and this is why ..." contacting your Representative could mean the difference between a Bill moving forward to become a new Law or things just staying the same.

Another way to show your support or opposition of a bill is to testify in Annapolis. Recently I went to Annapolis to testify on behalf of two Bills that were important to me and to my family. Was I nervous, of course, I was going to talk to Senators, my hands were sweaty, my knees were shaking but once I got up to that table and talked about why I was asking the Senators to support these Bills, I realized that this was something that really meant a lot to me and because of that I wanted it to mean a lot to them and I wanted them to say YES, this bill is important for every child in Maryland who is deaf or hard of hearing.

I'm not sure I've done my job as well as I should have in the past to keep you informed about Bills that affect deaf or hard of hearing children in Maryland. So my promise to you is that when Bills come up, whether it's through the newsletter, by a separate email or both, I will keep families and professionals informed about any Bill that is in front of our Legislatures that affects children in Maryland who are Deaf or hard of hearing.

I hope to see you in Annapolis!! As always if you have any questions please don't hesitate to contact me at (443) 277-8899 (voice/text) or at Cheri.Dowling@msd.edu or CAD800@aol.com

Legislative Update

Maryland Hearing Aid Loan Bank

Senate Bill 754/House Bill 1013 would establish a permanent Hearing Aid Loan Bank in Maryland. The Hearing Aid Loan Bank was created as a bridge between newborn hearing screening and early intervention. It's purpose is to provide infants and toddlers under the age of three years immediate access to hearing aids following confirmation of hearing loss by an audiologist. A six-month loan period may be granted to provide the parents, or legal guardians of infants and toddlers, adequate time to secure permanent amplification through personal resources, insurance, or community assistance programs. Senate Hearing was on March 2, 2011. The Hearing in the House is scheduled for March 16, 2011 at 1:00 p.m..

Internet Access

Senate Bill 596/House Bill 580 this landmark legislation was introduced in Maryland related to access to the Internet. This bill would require that the internet website of a business that provides goods and services to anyone in Maryland be accessible to people with disabilities, including people who are Deaf or hard of hearing. This means that if a business is posting videos online, those videos would have to be captioned. The law will apply to those businesses that earn over \$1 million per year. The Senate Hearing was on March 2, 2011. The Hearing in the House is scheduled for March 9, 2011 at 1:00 p.m.

Potty Training Help, Tips, and Ideas

By: Sarah Fairbanks, Maryland School for the Deaf, Columbia Campus, Family Education Early Childhood Department Teacher

Potty Training Readiness Signs

How do you know if your child is ready to be potty trained? According to Dr. Sarah Pearson there are three different signs that your child is ready to start the process of potty training; behavioral signs, cognitive signs, and physical signs. She emphasizes that there is not a magical age to start potty training your child, but rather when your child demonstrates readiness.

Physical Signs

- Is coordinated enough to walk, and even run, steadily
- Urinates a fair amount at one time.
- Has regular, well-formed bowel movements at relatively predictable times.
- Has “dry” periods of at least 3 or 4 hours, which shows that his/her bladder muscles are developed enough to hold urine.

Behavioral Signs

- Can sit down quietly in one position for 2 to 5 minutes.
- Can pull his/her pants up and down.
- Dislikes the feeling of wearing a wet or dirty diaper.
- Shows interest in others’ bathroom habits, wants to watch you to go the bathroom or wants to wear underwear.
- Gives a physical or verbal sign when he/she is having a bowel movement such as grunting, squatting, or telling you.
- Demonstrates a desire for independence.
- Takes pride in his/her accomplishments.
- Isn’t resistant to learning to use the toilet.
- Is in a general cooperative stage, not a negative or contrary one.


Cognitive Signs

- Can follow simple instructions, such as “go get the toy.”
- Understand the value of putting things where they belong.
- Has words for urine and stool.
- Understands the physical signals that means he/she has to go and can tell you before it happens or even hold it until he/she has time to get to the potty.



For more information visit
www.babycenter.com

Helpful Books about Potty Training



Diapers Are Not Forever

By: Elizabeth Verdick


In this colorful, multi-cultural book Elizabeth Verdick teaches young children about going to the potty and the steps involved in going to the potty. This is just one of the many books in this series that teaches children as they go through developmental milestones, including hitting, biting, giving up their pacifiers and using good manners.



Going to the Potty

By: Fred Rogers


This is a great potty training book because it shows real children using the potty. Mr. Rogers teaches children that using the potty is something that can be done as you become a big kid! This potty book has practical information that can help walk your child through the steps of going potty.



My Big Girl Potty

By: Joanna Cole


In this book a little girl named Hannah goes through the process of learning to use the potty. She has accidents just like all children as they get potty trained. She learns that it is okay to have accidents. As a reward for learning to use the potty her parents give her a special pair of underwear. There is another book just like this called *My Big Boy Potty* for boys.



Potty

By: Leslie Patricelli


In this adventure the baby needs to use the bathroom. He wonders if he should go in his diaper or the potty. He tries to see where the cat and dog go potty. In the end he decides he must use the potty. The pictures are simple, clear, and easy for young children to understand.



A Potty for Me

By: Karen Katz

In this book a little girl has several accidents, and sits on a potty several times before she finally has success and is able to go pee in the potty. This book is interesting because it is a lift and flap book that will keep your children interested in what is underneath each flap.



Sam's Potty

By: Barbro Lindgren

This is a very engaging book about a little boy named Sam. Sam does not want to sit on his potty and use it. Instead he would rather have his dog sit on the potty. He soon learns that if he puts his dog on the potty his dog falls off. He tries to sit on the potty with his dog and they end up falling off. In the end Sam is the one that needs to sit on the potty.

Potty Training Help, Tips, and Ideas

By: Sarah Fairbanks, Maryland School for the Deaf, Columbia Campus, Family Education Early Childhood Department Teacher

Potty Training Supply List

- Child size potty or child size seat that fits in your toilet.
- Step stool
- Training pants, underwear, or pull-ups
- Loose fitting pants or pants with elastic that can easily be pulled on and off by your child, sweat pants or leggings work great.
- Reward system such as stickers or a potty chart.
- Mattress cover
- Pull-ups or diapers for naps and at night time.
- Emergency change of clothes and underwear for when you are away from home.
- Books and DVD's about using the potty for your child.
- Sign papers for learning the correct signs to explain this process to your child.
- Patience and love, this is a big step for your child and it will take patience and support from you.
- Make potty training fun for your child.



Tips and Ideas from www.parents.com

Target Practice

Getting my son to learn the standing-up thing was hard, so we turned it into a game. I put five Cheerios in the potty and told him to aim at them when he peed. Every time he did it, he got to pick out a prize from a bag of goodies I picked up at the dollar store. - *Erika, Lawrenceville, New Jersey*

What's the Frequency?

I wish I could take credit for his training, but the amazing teachers at his daycare did the hard stuff. Putting him on the toilet every 20 minutes, without fail. We just followed their lead at home. I think the fact that he saw his classmates going on the potty made him want to also. - *Roberta, Phoenixville, Pennsylvania*

We found that our son simply was not interested in remembering to go on his own, so we found the Potty Watch, which he loved. You program this wrist watch to play songs and light up at 30, 60 or 90 minute intervals; then it resets itself and starts the countdown all over again. - *Heather, Athol, Idaho*

On The Road

My daughter was terrified of the automatic flushers in public restrooms, so I started doing this trick. Put a Post-It note over the sensor and it will prevent the toilet from auto-flushing. After she's all done, wiped, and left the stall, you can remove the paper to let the toilet flush. - *Tracy, Lancaster, Pennsylvania*

Go For Broke

Just go cold turkey. My 2-year old seemed ready for potty training but none of the "tricks" were working. We picked a Saturday, put him in big-boy underwear and braced ourselves. He went in his pants four or five times within the first hour, we kept changing him and telling him that he needed to use the potty instead. After a really long day, he got the hang of it and was all potty trained by Monday. He still had the occasional accident, but making the switch once and for all really seemed to work. - *Pamela, York, Pennsylvania*

Family Support and Resource Center

8169 Old Montgomery Road
PO Box 894
Columbia MD 21044
Phone: 410-480-4597 (v/tty)
Fax: 410-480-4598
E-mail: partners@msd.edu

A statewide support service for families with children who are Deaf or Hard of Hearing and the professionals who support them



Annie's Tails Art Contest

The next book from *ASL Tales* is about a 5-year old artist named Annie. The walls of her home and classroom will be filled with children's art. That art will be drawn by Deaf and hard of hearing children across the country.

This contest is open to all Deaf and hard of hearing children ages 4–10.

Don't miss the opportunity to have your child's artwork published in their next book.

Deadline is April 1st.

For more information visit the *ASL Tales* website at:
<http://www.asltales.net/Contest-Story-Telling.html>

Save the Date for these Upcoming Workshops

March 31, 2011

Positive Solutions for Families–Part 1
6:30 - 8:30 p.m.

Maryland School for the Deaf - Frederick Campus
Elementary Building, Room F108

April 2, 2011

Worry, Anxiety & Stress in Children
8:30 a.m. - 3:00 p.m.

Ramanda Plaza Hotel, 1718 Underpass Way, Hagerstown, MD

For more information or to register contact:

Family Support & Resource Center

(301) 766-8221 or partners@wcboc.k12.md.us

Workshop Fee \$10.00 per person

April 7, 2011

Positive Solutions for Families–Part 2
6:30 - 8:30 p.m.

Maryland School for the Deaf - Frederick Campus
Elementary Building, Room F108

April 14, 2011

Positive Solutions for Families–Part 3
6:30 - 8:30 p.m.

Maryland School for the Deaf - Frederick Campus
Elementary Building, Room F108

April 15, 2011

Educating Deaf & Hard of Hearing Children:
From Research to Practice
3820 Hartzdale Drive, Camp Hill, PA 17011
8:30 am - 3:00 pm

For more information contact Jessica Marks
(717) 909-5577 or jmarks@wpsd.org

April 27, 2011

Special Needs Support Group
Building A Community of Friends
Presented by: Gina Oliva, Ph.D.

Author of: *Alone in the Mainstream*

Maryland School for the Deaf - Frederick Campus
Elementary Building, Room F108

April 29 - 30, 2011

See the Sound: Visual Phonics Workshop
April 29, 2011 6:00 - 8:00 p.m.

April 30, 2011 9:00 a.m.–2:00 p.m.

Presented by: Betie Waddy-Smith & Genie Chisholm
Maryland School for the Deaf–Columbia Campus
Denton (Main) Building - Multi Purpose Rom
Workshop Fee \$30.00 per person
Seating is limited to 40 people.

June 22 - 26, 2011

American Society for Deaf Children 2011 Biennial Conference
Maryland School for the Deaf - Frederick Campus
Frederick, Maryland

For more information contact Erin Buck
(301) 360-2054 or erin.buck@msd.edu



For more information about any of the workshops listed above please contact the Family Support & Resource Center at 443-277-8899 (v/text) or (410) 480-4597 or Cheri.Dowling@msd.edu