

DEMOCRATIC PRESIDENTIAL PRIMARY ELECTION RESULTS

Board of Canvassers of Elections

for

St. Mary's County, Maryland

Presidential Primary Election held on March 7, 2000

WE HEREBY CERTIFY, That the Board of Elections for St. Mary's County, Maryland, having assembled and organized as required by law, did qualify as a Board of Canvassers for the county before the Clerk of the Circuit Court for the county by taking the oath prescribed by law and did elect by majority vote one member to be Chairman and one member to be Secretary of the Board of Canvassers of Elections.

The Board of Canvassers of Elections upon being duly organized, canvassed the election results from the Presidential Primary held on Tuesday, March 7, 2000, in the county. The Board of Canvassers reports that the results are accurate and that the vote has been verified. We the Chairman and Secretary of the Board do hereby certify that the whole number of votes cast in the county were as follows for all contests indicated below.

President of the United States
 05
 U.S. Senator

 Representative in Congress
 05
 Judge of the Circuit Court
 07
 Female Delegates and Alternate to the Democratic National Convention
 05
 Male Delegates to the Democratic National Convention
 05

RECORDING FEE 3.00
 TOTAL 8.28
 Res#SM03 Rcpt#999999
 EMA LP Blk#1437
 Mar 21, 2000 12:03 PM

And we do accordingly declare that the candidate(s) shown below received the highest number of votes for his or her respective office and are hereby nominated:

Judge of the Circuit Court -- District 07: Charles Clarke Raley

Witness Our Hands this 17th day of March, 2000

Charles Z. Latham, Sr.
Signature of CHAIRMAN

Charles Z. Latham, Sr.

Printed Name of CHAIRMAN

Michael S. Sirk
Signature of SECRETARY

Michael S. Sirk

Printed Name of SECRETARY

St. Mary's County
2000 Presidential Primary Election

Run Date : 3/17/00

Contest Title: President of the United States

(Vote for One)

Name of Candidate	Party Affiliation	Votes
Bill Bradley	Democratic	1,792
Al Gore	Democratic	3,503
Lyndon H. LaRouche, Jr.	Democratic	55
Uncommitted To Any Presidential Candidate	Democratic	352

Contest Title: President of the United States

Congressional District : 05

(Vote for One)

Name of Candidate	Party Affiliation	Votes
Bill Bradley	Democratic	1,792
Al Gore	Democratic	3,503
Lyndon H. LaRouche, Jr.	Democratic	55
Uncommitted To Any Presidential Candidate	Democratic	352

Contest Title: U.S. Senator

(Vote for One)

Name of Candidate	Party Affiliation	Votes
Sidney Altman	Democratic	306
George English	Democratic	475
Paul S. Sarbanes	Democratic	4,636

Contest Title: Representative in Congress

Congressional District : 05

(Vote for One)

Name of Candidate	Party Affiliation	Votes
Steny H. Hoyer	Democratic	5,107
Bruce M. Ross	Democratic	553

Contest Title: Judge of the Circuit Court

Judicial Circuit : 07

(Vote for One)

Name of Candidate	Party Affiliation	Votes
Charles Clarke Raley	Democratic	4,387

Contest Title: Female Delegates and Alternate to the Democratic National Convention

Congressional District : 05

(Vote for No More Than Three)

Name of Candidate	Party Affiliation	Votes
Catherine M. Burch Authorized By: (Bradley)	Democratic	1,802
Dorothy D. "Dotty" Chaney Authorized By: (Gore)	Democratic	2,938
Angie Como Authorized By: (Bradley)	Democratic	1,449
Kerri Kane Authorized By: (LaRouche)	Democratic	238
Margaret S. Mallino Authorized By: (Gore)	Democratic	2,545
Mary Butler Murphy Authorized By: (Gore)	Democratic	2,631
Joan Breslin Pitkin Authorized By: (Bradley)	Democratic	1,512

Contest Title: Male Delegates to the Democratic National Convention

Congressional District : 05

(Vote for No More Than Three)

Name of Candidate	Party Affiliation	Votes
Shukoor Ahmed Authorized By: (Bradley)	Democratic	1,146
Henry T. Arrington Authorized By: (Bradley)	Democratic	1,295
Bill D. Burlison (Uncommitted)	Democratic	320
Mervyn E. Hampton Authorized By: (Gore)	Democratic	3,504
Hans E. Hopp Authorized By: (LaRouche)	Democratic	75
Emil F. Jettmar Authorized By: (LaRouche)	Democratic	310
Murray Levy Authorized By: (Bradley)	Democratic	1,638
Edward A. Mohler Authorized By: (Gore)	Democratic	2,681
Wilson H. Parran Authorized By: (Gore)	Democratic	2,814
Steven R. Shaw Authorized By: (LaRouche)	Democratic	121

REPUBLICAN PRESIDENTIAL PRIMARY ELECTION RESULTS

Board of Canvassers of Elections

for

St. Mary's County, Maryland

Presidential Primary Election held on March 7, 2000

WE HEREBY CERTIFY, That the Board of Elections for St. Mary's County, Maryland, having assembled and organized as required by law, did qualify as a Board of Canvassers for the county before the Clerk of the Circuit Court for the county by taking the oath prescribed by law and did elect by majority vote one member to be Chairman and one member to be Secretary of the Board of Canvassers of Elections.

The Board of Canvassers of Elections upon being duly organized, canvassed the election results from the Presidential Primary held on Tuesday, March 7, 2000, in the county. The Board of Canvassers reports that the results are accurate and that the vote has been verified. We the Chairman and Secretary of the Board do hereby certify that the whole number of votes cast in the county were as follows for all contests indicated below.

President of the United States

05

U.S. Senator

Representative in Congress

05

Judge of the Circuit Court

07

Delegates to the Republican National Convention

05

RECORDING FEE 8.00
TOTAL 8.00
Res:SM23 Rpt:4999999
EWA LP BIK:1437
Mar 21, 2000 12:04 PM

And we do accordingly declare that the candidate(s) shown below received the highest number of votes for his or her respective office and are hereby nominated:

Judge of the Circuit Court -- District 07: Charles Clarke Raley

Witness Our Hands this 17th day of March, 2000

Charles Z. Latham Sr.
Signature of CHAIRMAN

Charles Z. Latham, Sr.

Printed Name of CHAIRMAN

Michael S. Sirk
Signature of SECRETARY

Michael S. Sirk

Printed Name of SECRETARY

St. Mary's County

2000 Presidential Primary Election

Run Date : 3/17/00

Contest Title: President of the United States

(Vote for One)

Name of Candidate	Party Affiliation	Votes
Gary Bauer	Republican	11
George W. Bush	Republican	3,458
Steve Forbes	Republican	21
Orrin Hatch	Republican	4
Alan Keyes	Republican	534
John McCain	Republican	2,293

Contest Title: President of the United States

Congressional District : 05

(Vote for One)

Name of Candidate	Party Affiliation	Votes
Gary Bauer	Republican	11
George W. Bush	Republican	3,458
Steve Forbes	Republican	21
Orrin Hatch	Republican	4
Alan Keyes	Republican	534
John McCain	Republican	2,293

Contest Title: U.S. Senator**(Vote for One)**

Name of Candidate	Party Affiliation	Votes
Robin Ficker	Republican	922
Howard David Greyber	Republican	115
Ross Z. Pierpont	Republican	593
Paul H. Rappaport	Republican	971
Rob Sobhani	Republican	463
John Stafford	Republican	448
Kenneth R. Timmerman	Republican	864
Ken Wayman	Republican	636

Contest Title: Representative in Congress**Congressional District : 05****(Vote for One)**

Name of Candidate	Party Affiliation	Votes
Thomas E. "Tim" Hutchins	Republican	4,570

Contest Title: Judge of the Circuit Court**Judicial Circuit : 07****(Vote for One)**

Name of Candidate	Party Affiliation	Votes
Charles Clarke Raley	Republican	4,640

Contest Title: Delegates to the Republican National Convention

Congressional District : 05

(Vote for No More Than Three)

Name of Candidate	Party Affiliation	Votes
Phillip Bissett	Republican	286
J. Mitchell Brown	Republican	65
Mark Crawford	Republican	623
Authorized By: (Keyes)		
James Crawford	Republican	613
Authorized By: (Keyes)		
Joseph T. Crawford	Republican	227
Donald Devine	Republican	118
Authorized By: (Forbes)		
Robert P. Duckworth	Republican	2,421
Authorized By: (Bush)		
Maria A. Falacci	Republican	1,518
Authorized By: (McCain)		
Kelly Kout	Republican	1,484
Authorized By: (McCain)		
Michael Edward Malone	Republican	72
Owen T. Miller	Republican	1,477
Authorized By: (Forbes)		
Anthony J. O'Donnell	Republican	3,157
Authorized By: (Bush)		
William B. Rogers	Republican	1,858
Authorized By: (McCain)		
Audrey E. Scott	Republican	2,311
Authorized By: (Bush)		
Matthew Tang	Republican	38
Authorized By: (Forbes)		

BOOK 0004 PAGE 0012

Page Number : 6 of 6

NON-PARTISAN PRESIDENTIAL PRIMARY ELECTION RESULTS

Board of Canvassers of Elections

for

St. Mary's County, Maryland

Presidential Primary Election held on March 7, 2000

WE HEREBY CERTIFY, That the Board of Elections for St. Mary's County, Maryland, having assembled and organized as required by law, did qualify as a Board of Canvassers for the county before the Clerk of the Circuit Court for the county by taking the oath prescribed by law and did elect by majority vote one member to be Chairman and one member to be Secretary of the Board of Canvassers of Elections.

The Board of Canvassers of Elections upon being duly organized, canvassed the election results from the Presidential Primary held on Tuesday, March 7, 2000, in the county. The Board of Canvassers reports that the results are accurate and that the vote has been verified. We the Chairman and Secretary of the Board do hereby certify that the whole number of votes cast in the county were as follows for all contests indicated below.

Board of Education At Large

RECORDING FEE 0.00
TOTAL 0.00
Res:SM03 Rcft:999999
EMA LP Blk#1437
Mar 21, 2000 12:25 PM

And we do accordingly declare that the candidate(s) shown below received the highest number of votes for his or her respective office and are hereby nominated:

Board of Education At Large:

Cathy Allen
Todd B. Morgan

Witness Our Hands this 17th day of March, 2000

Charles Z. Latham, Sr.
Signature of CHAIRMAN

Charles Z. Latham, Sr.

Printed Name of CHAIRMAN

Michael S. Sirk
Signature of SECRETARY

Michael S. Sirk

Printed Name of SECRETARY

St. Mary's County
2000 Presidential Primary Election

Run Date : 3/17/00

Contest Title: Board of Education At Large

(Vote for One)

Name of Candidate	Party Affiliation	Votes
Cathy Allen	Non-Partisan	4,417
Todd B. Morgan	Non-Partisan	3,211
Elizabeth Reeves	Non-Partisan	2,457

PRESIDENTIAL PRIMARY ELECTION RESULTS

Board of Canvassers of Elections

for

St. Mary's County, Maryland

Presidential Primary Election held on March 7, 2000

VOTER TURN-OUT

WE HEREBY CERTIFY, That the Board of Elections for St. Mary's County, Maryland, having assembled and organized as required by law, did qualify as a Board of Canvassers for the county before the Clerk of the Circuit Court for the county by taking the oath prescribed by law and did elect by majority vote one member to be Chairman and one member to be Secretary of the Board of Canvassers of Elections.

The Board of Canvassers of Elections upon being duly organized, did open all the original statements, returns, and tally sheets delivered or transmitted to them, and did canvass and add up the votes and make these abstracts and statements from the Presidential Primary held on Tuesday, March 7, 2000, in the county. The Board of Canvassers reports that the results are accurate and that the vote has been verified. We the Chairman and Secretary of the Board do hereby certify that the whole number of votes cast in the county were as follows.

RECORDING FEE 8.00
TOTAL 8.00
EWA LP 81k#1437
Mar 21, 2000 12:07 PM

Witness Our Hands this 17th day of March, 2000

Charles Z. Latham, Sr.
Signature of CHAIRMAN

Charles Z. Latham, Sr.

Printed Name of CHAIRMAN

Michael S. Sirk
Signature of SECRETARY

Michael S. Sirk

Printed Name of SECRETARY

St. Mary's County
2000 Presidential Primary Election

BOOK 0004 PAGE 0017

County-Wide

Affiliation	Total Registered	Voted Polls	Voted Absentee	Total Voted	% Voted
Democratic	21,127	5,599	190	5,789	27%
Republican	15,344	5,509	198	5,707	37%
Libertarian	69	11	0	11	16%
Decline to Affilliate	5,334	604	12	616	11%
Total	41,874	11,723	400	12,123	29%

Congressional District : 05

Affiliation	Total Registered	Voted Polls	Voted Absentee	Total Voted	% Voted
Democratic	21,127	5,599	190	5,789	27%
Republican	15,344	5,509	198	5,707	37%
Libertarian	69	11	0	11	16%
Decline to Affilliate	5,334	604	12	616	11%
Total	41,874	11,723	400	12,123	29%

PRESIDENTIAL GENERAL ELECTION RESULTS

Board of Canvassers of Elections
for

St. Mary's County, Maryland

Presidential General Election held on November 7, 2000

WE HEREBY CERTIFY, That the Board of Elections for St. Mary's County, Maryland, having assembled and organized as required by law, did qualify as a Board of Canvassers for the county before the Clerk of the Circuit Court for the county by taking the oath prescribed by law and did elect by majority vote one member to be Chairman and one member to be Secretary of the Board of Canvassers of Elections.

The Board of Canvassers of Elections upon being duly organized, canvassed the election results from the Presidential General held on Tuesday, November 7, 2000, in the county. The Board of Canvassers reports that the results are accurate and that the vote has been verified. We the Chairman and Secretary of the Board do hereby certify that the whole number of votes cast in the county were as follows for all contests indicated below.

President and Vice President of the United States
05

U.S. Senator

Representative in Congress
05

Judge of the Circuit Court
07

Judge, Court of Special Appeals At Large

Board of Education At Large

Board of Education
002 / 004

State-Wide Questions
01, 02


RECORDING FEE 0.00
TOTAL 0.00
Res#SM03 Rcpt#999999
EWA MAB BIK#68
Dec 01, 2000 10:26 am

BOOK 0004 PAGE 0019

And we do accordingly declare that the candidate(s) shown below received the highest number of votes for his or her respective office and are hereby elected:

Judge of the Circuit Court -- District 07:	Charles Clarke Raley
Board of Education At Large:	Cathy Allen
Board of Education -- District 002:	Stephen Kracinovich
Board of Education -- District 004:	Mary M. Washington

Witness Our Hands this 17th day of November, 2000


Signature of CHAIRMAN

Charles Z. Latham, Sr.

Printed Name of CHAIRMAN


Signature of SECRETARY

Michael S. Sirk

Printed Name of SECRETARY

Run Date : 11/20/00

Page Number : Page 2 of 8

2000 Presidential General Election

Contest Title: President and Vice President of the United States
(Vote for One Pair)

Name of Candidate	Party Affiliation	Votes
Al Gore and Joe Lieberman	Democratic	11,912
George W. Bush and Dick Cheney	Republican	16,856
Harry Browne and Art Olivier	Libertarian	68
Pat Buchanan and Ezola Foster	Reform	66
Ralph Nader and Winona LaDuke	Green	568
Howard Phillips and J. Curtis Frazier	Constitution	19
Write In: Mike K. Brown	Democratic	0
Write In: Isabell Masters	Republican	0
Write In: John Hagelin	Other Candidates	0
Write In: Alonzo Crawford	Unaffiliated	0
Write In: Earnest Lee Easton	Unaffiliated	0
Write In: Forrest C. LaBelle and Tim Locke	Unaffiliated	0
Write In: Rachelle OneFamily Miller	Unaffiliated	0
Write In: Raj Alison Officewala	Unaffiliated	0
Write In: Daniel J. Pearlman	Unaffiliated	0

BOOK 0004 PAGE 0021

Write In	Jeffrey Peters	Unaffiliated	0
Write In	Sylvester J. Pettway	Unaffiliated	0
Write In	Joe Schriener	Unaffiliated	0
Write In	Michael E. Sterba	Unaffiliated	0
Write In	Gloria Dawn Strickland	Unaffiliated	0
Write In	Other Write-Ins		12

BOOK 0004 PAGE 0022

Contest Title: President and Vice President of the United States

Congressional District : 05

(Vote for One Pair)

	Name of Candidate	Party Affiliation	Votes
	Al Gore and Joe Lieberman	Democratic	11,912
	George W. Bush and Dick Cheney	Republican	16,856
	Harry Browne and Art Olivier	Libertarian	68
	Pat Buchanan and Ezola Foster	Reform	66
	Ralph Nader and Winona LaDuke	Green	568
	Howard Phillips and J. Curtis Frazier	Constitution	19
Write In	Mike K. Brown	Democratic	0
Write In	Isabell Masters	Republican	0
Write In	John Hagelin	Other Candidates	0
Write In	Alonzo Crawford	Unaffiliated	0
Write In	Earnest Lee Easton	Unaffiliated	0
Write In	Forrest C. LaBelle and Tim Locke	Unaffiliated	0
Write In	Rachelle OneFamily Miller	Unaffiliated	0
Write In	Raj Alison Officewala	Unaffiliated	0
Write In	Daniel J. Pearlman	Unaffiliated	0
Write In	Jeffrey Peters	Unaffiliated	0

BOOK 0004 PAGE 0023

Write In	Sylvester J. Pettway	Unaffiliated	0
Write In	Joe Schriener	Unaffiliated	0
Write In	Michael F. Sterba	Unaffiliated	0
Write In	Gloria Dawn Strickland	Unaffiliated	0
Write In	Other Write-Ins		12

Contest Title: U.S. Senator
(Vote for One)

	Name of Candidate	Party Affiliation	Votes
	Paul S. Sarbanes	Democratic	15,273
	Paul H. Rappaport	Republican	13,357
Write In	Corrogan R. Vaughn	Republican	0
Write In	Other Write-Ins		21

Contest Title: Representative in Congress
Congressional District : 05
(Vote for One)

	Name of Candidate	Party Affiliation	Votes
	Steny H. Hoyer	Democratic	17,064
	Thomas E. "Tim" Hutchins	Republican	11,938
Write In	Other Write-Ins		26

Contest Title: Judge of the Circuit Court
Judicial Circuit : 07
(Vote for One)

	Name of Candidate	Votes
	Charles Clarke Raley	22,880
Write In	Other Write-Ins	401

Contest Title: Judge, Court of Special Appeals At Large
 Yes No

Name of Judge	(Continue in Office)	
	Yes	No
Peter B. Krauser	18,035	2,795

Contest Title: Board of Education At Large
 (Vote for One)

Name of Candidate	Party Affiliation	Votes
Cathy Allen	Non-Partisan	15,633
Todd B. Morgan	Non-Partisan	9,236
Write In: Other Write-Ins	Non-Partisan	65

Contest Title: Board of Education
 Commissioner District : 002
 (Vote for One)

Name of Candidate	Party Affiliation	Votes
Dennis Jack Hubscher	Non-Partisan	9,056
Write In: Stephen Kracinovich	Non-Partisan	11,991
Write In: Other Write-Ins	Non-Partisan	95

Contest Title: Board of Education
 Commissioner District : 004
 (Vote for One)

Name of Candidate	Party Affiliation	Votes
Write In: Mary M. Washington	Non-Partisan	21,681
Write In: Other Write-Ins	Non-Partisan	293

Question Results:

BOOK 0002 PAGE 0025

Constitutional Amendment 01 - Cecil County - Election and Terms of Office for the Board of County Commissioners		
For	12,669	68.5%
Against	5,838	31.5%

Question Results:

Constitutional Amendment 02 - Prince George's County - Property for Redevelopment Purposes		
For	6,465	34.8%
Against	12,105	65.2%

DEMOCRATIC GUBERNATORIAL PRIMARY ELECTION RESULTS

Board of Canvassers of Elections

BOOK 0004 PAGE 0026

for

St. Mary's County, Maryland

Gubernatorial Primary Election held on September 10, 2002

WE HEREBY CERTIFY, That the Board of Elections for St. Mary's County, Maryland, having assembled and organized as required by law, did qualify as a Board of Canvassers for the county before the Clerk of the Circuit Court for the county by taking the oath prescribed by law and did elect by majority vote one member to be Chairman and one member to be Secretary of the Board of Canvassers of Elections.

The Board of Canvassers of Elections upon being duly organized, canvassed the election results from the Gubernatorial Primary held on Tuesday, September 10, 2002, in the county. The Board of Canvassers reports that the results are accurate and that the vote has been verified. We the Chairman and Secretary of the Board do hereby certify that the whole number of votes cast in the county were as follows for all contests indicated below.

RECORDING FEE 0.00
TOTAL 0.00
Res#SN03 Rcp#4999999
EWA FG Blk#938
Sep 24, 2002 12:48 PM

Governor / Lt. Governor

Comptroller

Attorney General

Representative in Congress

05

State Senator

29

House of Delegates

29A / 29B / 29C

County Commissioner President

County Commissioner

001 / 002 / 003 / 004

Treasurer

State's Attorney

Clerk of the Circuit Court

Register of Wills

Judge of the Orphans' Court

Sheriff


Democratic Central Committee

And we do accordingly declare that the candidate(s) shown below received the highest number of votes for his or her respective office and are hereby nominated:

County Commissioner President:	Julie B. Randall
County Commissioner -- District 001:	Joseph F. Anderson
County Commissioner -- District 002:	Thomas A. Mattingly, Sr.
County Commissioner -- District 003:	Marcel W. Brooks
County Commissioner -- District 004:	Daniel H. Raley
Treasurer:	Jannette P. Norris
State's Attorney:	Alan Cecil
Clerk of the Circuit Court:	Evelyn W. Arnold
Register of Wills:	Dianne B. McWilliams
Judge of the Orphans' Court:	Russ Cullins
	Linda R. Dean
	Pat Woodburn
Sheriff:	David D. Zylak
Democratic Central Committee:	Joseph F. Anderson
	Doris C. Bean
	John Alonzo Gaskin
	Robert Hall
	Linda J. Murdock
	Kathleen O. O'Brien
	Frank E. Taylor

BOOK 0004 PAGE 0027

Witness Our Hands this 20th day of September, 2002


Signature of CHAIRMAN

Charles Z. Latham, Sr.

Printed Name of CHAIRMAN


Signature of SECRETARY

B. Marie Gardiner

Printed Name of SECRETARY

St. Mary's County
2002 Gubernatorial Primary Election

BOOK 0004 PAGE 0028

Contest Title: Governor / Lt. Governor
(Vote for One)

Name of Candidate	Party Affiliation	Votes
Robert Raymond Fustero and Linda J. Atkins	Democratic	2,011
Kathleen Kennedy Townsend and Charles R. Larson	Democratic	5,401

Contest Title: Comptroller
(Vote for One)

Name of Candidate	Party Affiliation	Votes
William Donald Schaefer	Democratic	4,914
John T. Willis	Democratic	2,286
Lih Young	Democratic	395

Contest Title: Attorney General
(Vote for One)

Name of Candidate	Party Affiliation	Votes
J. Joseph Curran, Jr.	Democratic	6,091

Contest Title: Representative in Congress
Congressional District : 05
(Vote for One)

Name of Candidate	Party Affiliation	Votes
Steny H. Hoyer	Democratic	6,836

Contest Title: State Senator
Legislative District : 29
(Vote for One)

Name of Candidate	Party Affiliation	Votes
Roy Dyson	Democratic	6,911

Contest Title: House of Delegates

Legislative Sub-District : 29A

(Vote for One)

Name of Candidate	Party Affiliation	Votes
John F. Wood, Jr.	Democratic	3,400

Contest Title: House of Delegates

Legislative Sub-District : 29B

(Vote for One)

Name of Candidate	Party Affiliation	Votes
John L. Bohanan, Jr.	Democratic	2,717

Contest Title: House of Delegates

Legislative Sub-District : 29C

(Vote for One)

Name of Candidate	Party Affiliation	Votes
Pat Buehler	Democratic	563

Contest Title: County Commissioner President

(Vote for One)

Name of Candidate	Party Affiliation	Votes
Julie B. Randall	Democratic	4,226
Charles H. "Pappy" Wade, Jr.	Democratic	3,201

Contest Title: County Commissioner

Commissioner District : 001

(Vote for One)

Name of Candidate	Party Affiliation	Votes
Joseph F. Anderson	Democratic	3,867
Kenneth E. Boothe	Democratic	1,467
A. Merl Evans, Jr.	Democratic	2,033

Contest Title: County Commissioner

BOOK 0054 PAGE 0030

Commissioner District : 002

(Vote for One)

Name of Candidate	Party Affiliation	Votes
Thomas A. Mattingly, Sr.	Democratic	4,804
Clare Whitbeck	Democratic	2,557

Contest Title: County Commissioner

Commissioner District : 003

(Vote for One)

Name of Candidate	Party Affiliation	Votes
Marcel W. Brooks	Democratic	5,313

Contest Title: County Commissioner

Commissioner District : 004

(Vote for One)

Name of Candidate	Party Affiliation	Votes
Daniel H. Raley	Democratic	6,083

Contest Title: Treasurer

(Vote for One)

Name of Candidate	Party Affiliation	Votes
Jannette P. Norris	Democratic	6,645

Contest Title: State's Attorney

(Vote for One)

Name of Candidate	Party Affiliation	Votes
Alan Cecil	Democratic	5,622

Contest Title: Clerk of the Circuit Court

(Vote for One)

Name of Candidate	Party Affiliation	Votes
Evelyn W. Arnold	Democratic	6,578

Contest Title: Register of Wills
(Vote for One)

BOOK 0004 PAGE 0031

Name of Candidate	Party Affiliation	Votes
Dianne B. McWilliams	Democratic	6,302

Contest Title: Judge of the Orphans' Court
(Vote for No More Than Three)

Name of Candidate	Party Affiliation	Votes
Russ Cullins	Democratic	3,683
Linda R. Dean	Democratic	3,696
Syd Moreland	Democratic	1,944
Charles W. Ridgell	Democratic	2,930
James E. Tennison, Sr.	Democratic	2,247
Pat Woodburn	Democratic	3,086

Contest Title: Sheriff
(Vote for One)

Name of Candidate	Party Affiliation	Votes
Daniel Morris	Democratic	3,464
David D. Zylak	Democratic	4,034

Contest Title: Democratic Central Committee
(Vote for No More Than Seven)

Name of Candidate	Party Affiliation	Votes
Joseph F. Anderson	Democratic	4,182
Doris C. Bean	Democratic	4,266
Joseph C. Ferrante	Democratic	1,963
John Alonzo Gaskin	Democratic	3,004
Robert Hall	Democratic	4,087
Raul A. Hernandez	Democratic	2,123
Melvin "Mac" McClintock	Democratic	2,366
Linda J. Murdock	Democratic	3,190
Kathleen O. O'Brien	Democratic	4,262
Frank E. Taylor	Democratic	4,003

GUBERNATORIAL PRIMARY ELECTION RESULTS

Board of Canvassers of Elections

for

St. Mary's County, Maryland

Gubernatorial Primary Election held on September 10, 2002


VOTER TURN-OUT

WE HEREBY CERTIFY, That the Board of Elections for St. Mary's County, Maryland, having assembled and organized as required by law, did qualify as a Board of Canvassers for the county before the Clerk of the Circuit Court for the county by taking the oath prescribed by law and did elect by majority vote one member to be Chairman and one member to be Secretary of the Board of Canvassers of Elections.

The Board of Canvassers of Elections upon being duly organized, did open all the original statements, returns, and tally sheets delivered or transmitted to them, and did canvass and add up the votes and make these abstracts and statements from the Gubernatorial Primary held on Tuesday, September 10, 2002, in the county. The Board of Canvassers reports that the results are accurate and that the vote has been verified. We the Chairman and Secretary of the Board do hereby certify that the whole number of votes cast in the county were as follows.

RECORDING FEE 0.00
TOTAL- 0.00
Res#SM03 Rcpt#999999
EWA FG Blk#388
Sep 24, 2002 12:41 PM

Witness Our Hands this 20th day of September, 2002



Signature of Chairman

Charles Z. Latham, Sr.

Printed Name of Chairman



Signature of Secretary

B. Marie Gardiner

Printed Name of Secretary

BOOK 0004 PAGE 0032

BOOK 0004 PAGE 0033

St. Mary's County
September 10, 2002 Gubernatorial Primary Election

County-Wide

Affiliation	Registered	Voter Pool	Voted Polls	Voted Absentee	Total Voted	% Voted
Democratic	19,445		7,763	283	8,046	41%
Republican	16,082		5,857	213	6,070	38%
Libertarian						
Reform						
Green						
Constitution						
Unaffiliated						
Total	35,527		13,620	496	14,116	40%

Congressional District 05

Affiliation	Registered	Voter Pool	Voted Polls	Voted Absentee	Total Voted	% Voted
Democratic	19,445		7,763	283	8,046	41%
Republican	16,082		5,857	213	6,070	38%
Libertarian						
Reform						
Green						
Constitution						
Unaffiliated						
Total	35,527		13,620	496	14,116	40%

Legislative District: 29

Affiliation	Registered	Voter Pool	Voted Polls	Voted Absentee	Total Voted	% Voted
Democratic	19,445		7,763	283	8,046	41%
Republican	16,082		5,857	213	6,070	38%
Libertarian						
Reform						
Green						
Constitution						
Unaffiliated						
Total	35,527		13,620	496	14,116	40%

Legislative District: 29-A

Affiliation	Registered	Voter Pool	Voted Polls	Voted Absentee	Total Voted	% Voted
Democratic	9,526		3,885	147	4,032	42%
Republican	7,171		2,596	98	2,694	38%
Libertarian						
Reform						
Green						
Constitution						
Unaffiliated						
Total	16,697		6,481	245	6,726	40%

Legislative District: 29-B

Affiliation	Registered	Voter Pool	Voted Polls	Voted Absentee	Total Voted	% Voted
Democratic	8,159		3,107	121	3,228	40%
Republican	7,010		2,451	78	2,529	36%
Libertarian						
Reform						
Green						
Constitution						
Unaffiliated						
Total	15,169		5,558	199	5,757	38%

Legislative District: 29-C

Affiliation	Registered	Voter Pool	Voted Polls	Voted Absentee	Total Voted	% Voted
Democratic	1,760		771	15	786	45%
Republican	1,901		810	37	847	45%
Libertarian						
Reform						
Green						
Constitution						
Unaffiliated						
Total	3,661		1,581	52	1,633	45%

REPUBLICAN GUBERNATORIAL PRIMARY ELECTION RESULTS

Board of Canvassers of Elections

BOOK 00004 PAGE 0005

for

St. Mary's County, Maryland

Gubernatorial Primary Election held on September 10, 2002

WE HEREBY CERTIFY, That the Board of Elections for St. Mary's County, Maryland, having assembled and organized as required by law, did qualify as a Board of Canvassers for the county before the Clerk of the Circuit Court for the county by taking the oath prescribed by law and did elect by majority vote one member to be Chairman and one member to be Secretary of the Board of Canvassers of Elections.

The Board of Canvassers of Elections upon being duly organized, canvassed the election results from the Gubernatorial Primary held on Tuesday, September 10, 2002, in the county. The Board of Canvassers reports that the results are accurate and that the vote has been verified. We the Chairman and Secretary of the Board do hereby certify that the whole number of votes cast in the county were as follows for all contests indicated below.

Governor / Lt. Governor

Comptroller

Attorney General

Representative in Congress

05

State Senator

29

House of Delegates

29B / 29C

County Commissioner President

County Commissioner

001 / 002 / 003 / 004

State's Attorney

Clerk of the Circuit Court

Register of Wills

Judge of the Orphans' Court

Sheriff

Republican Central Committee

RECORDING FEE 0.00
TOTAL 0.00
Res#SM03 Rcpt#999999
EWA FG 811#988
Sep 24, 2002 12:42 PM

And we do accordingly declare that the candidate(s) shown below received the highest number of votes for his or her respective office and are hereby nominated:

County Commissioner President:	Thomas F. McKay
County Commissioner -- District 001:	Kenny Dement
County Commissioner -- District 002:	Joe Gass
County Commissioner -- District 003:	Larry Jarboe
County Commissioner -- District 004:	Vernon Gray
State's Attorney:	Richard D. Fritz
Clerk of the Circuit Court:	Sandra Bailey Redden
Register of Wills:	Cindy Adams
Judge of the Orphans' Court:	William "Roy" Buckler, Jr.
	John Thomas Mattingly
	Dalton Wood, Jr.
Sheriff:	Mickey M. Bailey
Republican Central Committee:	Glenn E. Bailey
	John Bergin
	William "Roy" Buckler, Jr.
	Shane Mattingly
	Terry Miller
	Sean P. Powell
	Noel Temple "Tim" Wood

Witness Our Hands this 20th day of September, 2002

Charles Z. Latham, Sr.
Signature of CHAIRMAN

Charles Z. Latham, Sr.

Printed Name of CHAIRMAN

B. Marie Gardiner
Signature of SECRETARY

B. Marie Gardiner

Printed Name of SECRETARY

Contest Title: Governor / Lt. Governor
(Vote for One)

BOOK 0004 PAGE 0007

Name of Candidate	Party Affiliation	Votes
Robert L. Ehrlich, Jr. and Michael S. Steele	Republican	5,099
Ross Z. Pierpont and Sidney J. Burns	Republican	278
James J. Sheridan and Kathleen Sheridan Linzey	Republican	380

Contest Title: Comptroller
(Vote for One)

Name of Candidate	Party Affiliation	Votes
Augustus Alzona	Republican	1,622
Gene Zarwell	Republican	2,793

Contest Title: Attorney General
(Vote for One)

Name of Candidate	Party Affiliation	Votes
Edwin MacVaugh	Republican	2,503
Jeffrey N. Pritzker	Republican	1,903

Contest Title: Representative in Congress
Congressional District : 05
(Vote for One)

Name of Candidate	Party Affiliation	Votes
Joseph T. Crawford	Republican	4,549

Contest Title: State Senator
Legislative District : 29
(Vote for One)

Name of Candidate	Party Affiliation	Votes
Barbara R. Thompson	Republican	4,787

Contest Title: House of Delegates

BOOK 015 PAGE 0 - 38

Legislative Sub-District : 29B

(Vote for One)

Name of Candidate	Party Affiliation	Votes
Joseph L. Dick	Republican	1,926

Contest Title: House of Delegates

Legislative Sub-District : 29C

(Vote for One)

Name of Candidate	Party Affiliation	Votes
Anthony J. O'Donnell	Republican	674

Contest Title: County Commissioner President

(Vote for One)

Name of Candidate	Party Affiliation	Votes
Thomas F. McKay	Republican	3,170
Rocky Rowland	Republican	2,690

Contest Title: County Commissioner

Commissioner District : 001

(Vote for One)

Name of Candidate	Party Affiliation	Votes
Kenny Dement	Republican	2,994
Noel Temple "Tim" Wood	Republican	2,346

Contest Title: County Commissioner

Commissioner District : 002

(Vote for One)

Name of Candidate	Party Affiliation	Votes
Daniel W. Burris	Republican	1,530
Joe Gass	Republican	3,451
Dennis Jack Hubscher	Republican	660

Contest Title: County Commissioner

Commissioner District : 003

BOOK 0005 PAGE 0009

(Vote for One)

Name of Candidate	Party Affiliation	Votes
Shelby P. Guazzo	Republican	2,753
Larry Jarboe	Republican	3,049

Contest Title: County Commissioner

Commissioner District : 004

(Vote for One)

Name of Candidate	Party Affiliation	Votes
Vernon Gray	Republican	3,314
Charles E. Newkirk	Republican	2,015

Contest Title: State's Attorney

(Vote for One)

Name of Candidate	Party Affiliation	Votes
Richard D. Fritz	Republican	4,732

Contest Title: Clerk of the Circuit Court

(Vote for One)

Name of Candidate	Party Affiliation	Votes
Sandra Bailey Redden	Republican	4,604

Contest Title: Register of Wills

(Vote for One)

Name of Candidate	Party Affiliation	Votes
Cindy Adams	Republican	2,940
Sean P. Powell	Republican	2,068

Contest Title: Judge of the Orphans' Court
(Vote for No More Than Three)

Name of Candidate	Party Affiliation	Votes
William "Roy" Buckler, Jr.	Republican	2,357
John Thomas Mattingly	Republican	2,815
Duke May, IV	Republican	1,880
Dalton Wood, Jr.	Republican	2,908

Contest Title: Sheriff
(Vote for One)

Name of Candidate	Party Affiliation	Votes
Mickey M. Bailey	Republican	2,390
Samuel "Tom" Haynie	Republican	1,217
Tom Sacks	Republican	2,130

Contest Title: Republican Central Committee
(Vote for No More Than Seven)

Name of Candidate	Party Affiliation	Votes
Glenn E. Bailey	Republican	3,584
John Bergin	Republican	2,673
William "Roy" Buckler, Jr.	Republican	3,346
Larry G. Lutz	Republican	2,634
Shane Mattingly	Republican	3,618
Terry Miller	Republican	2,907
Sean P. Powell	Republican	3,452
Noel Temple "Tim" Wood	Republican	3,190

GUBERNATORIAL PRIMARY ELECTION RESULTS

BOOK 0000 PAGE 0041

Board of Canvassers of Elections

for

St. Mary's County, Maryland

Gubernatorial Primary Election held on September 10, 2002

VOTER TURN-OUT

WE HEREBY CERTIFY, That the Board of Elections for St. Mary's County, Maryland, having assembled and organized as required by law, did qualify as a Board of Canvassers for the county before the Clerk of the Circuit Court for the county by taking the oath prescribed by law and did elect by majority vote one member to be Chairman and one member to be Secretary of the Board of Canvassers of Elections.

The Board of Canvassers of Elections upon being duly organized, did open all the original statements, returns, and tally sheets delivered or transmitted to them, and did canvass and add up the votes and make these abstracts and statements from the Gubernatorial Primary held on Tuesday, September 10, 2002, in the county. The Board of Canvassers reports that the results are accurate and that the vote has been verified. We the Chairman and Secretary of the Board do hereby certify that the whole number of votes cast in the county were as follows.

RECORDING FEE 0.00
TOTAL 0.00
Res#SM03 Rcpt#999999
EWA FG 811:1988
Sep 24, 2002 12:42 PM

Witness Our Hands this 20th day of September, 2002

Charles Z. Latham, Sr.

Signature of Chairman

Charles Z. Latham, Sr.

Printed Name of Chairman

B. Marie Gardiner

Signature of Secretary

B. Marie Gardiner

Printed Name of Secretary

St. Mary's County
September 10, 2002 Gubernatorial Primary Election

County-Wide

Affiliation	Registered	Voter Pool	Voted Polls	Voted Absentee	Total Voted	% Voted
Democratic	19,445		7,763	283	8,046	41%
Republican	16,082		5,857	213	6,070	38%
Libertarian						
Reform						
Green						
Constitution						
Unaffiliated						
Total	35,527		13,620	496	14,116	40%

Congressional District 05

Affiliation	Registered	Voter Pool	Voted Polls	Voted Absentee	Total Voted	% Voted
Democratic	19,445		7,763	283	8,046	41%
Republican	16,082		5,857	213	6,070	38%
Libertarian						
Reform						
Green						
Constitution						
Unaffiliated						
Total	35,527		13,620	496	14,116	40%

Legislative District: 29

Affiliation	Registered	Voter Pool	Voted Polls	Voted Absentee	Total Voted	% Voted
Democratic	19,445		7,763	283	8,046	41%
Republican	16,082		5,857	213	6,070	38%
Libertarian						
Reform						
Green						
Constitution						
Unaffiliated						
Total	35,527		13,620	496	14,116	40%

Legislative District: 29-A

Affiliation	Registered	Voter Pool	Voted Polls	Voted Absentee	Total Voted	% Voted
Democratic	9,526		3,885	147	4,032	42%
Republican	7,171		2,596	98	2,694	38%
Libertarian						
Reform						
Green						
Constitution						
Unaffiliated						
Total	16,697		6,481	245	6,726	40%

Legislative District: 29-B

Affiliation	Registered	Voter Pool	Voted Polls	Voted Absentee	Total Voted	% Voted
Democratic	8,159		3,107	121	3,228	40%
Republican	7,010		2,451	78	2,529	36%
Libertarian						
Reform						
Green						
Constitution						
Unaffiliated						
Total	15,169		5,558	199	5,757	38%

Legislative District: 29-C

Affiliation	Registered	Voter Pool	Voted Polls	Voted Absentee	Total Voted	% Voted
Democratic	1,760		771	15	786	45%
Republican	1,901		810	37	847	45%
Libertarian						
Reform						
Green						
Constitution						
Unaffiliated						
Total	3,661		1,581	52	1,633	45%

BOOK 0004 PAGE 0044
GUBERNATORIAL GENERAL ELECTION RESULTS

Board of Canvassers of Elections

for

St. Mary's County, Maryland

Gubernatorial General Election held on November 5, 2002

WE HEREBY CERTIFY, That the Board of Elections for St. Mary's County, Maryland, having assembled and organized as required by law, did qualify as a Board of Canvassers for the county before the Clerk of the Circuit Court for the county by taking the oath prescribed by law and did elect by majority vote one member to be Chairman and one member to be Secretary of the Board of Canvassers of Elections.

The Board of Canvassers of Elections upon being duly organized, canvassed the election results from the Gubernatorial General held on Tuesday, November 5, 2002, in the county. The Board of Canvassers reports that the results are accurate and that the vote has been verified. We the Chairman and Secretary of the Board do hereby certify that the whole number of votes cast in the county were as follows for all contests indicated below.

Governor / Lt. Governor

Comptroller

Attorney General

Representative in Congress

05

State Senator

29

House of Delegates

29A / 29B / 29C

County Commissioner President

County Commissioner

001 / 002 / 003 / 004

Judge, Court of Appeals

05

Judge, Court of Special Appeals At Large

Judge, Court of Special Appeals

05

Treasurer

State's Attorney

Clerk of the Circuit Court

Register of Wills

Judge of the Orphans' Court

Sheriff

Board of Education

001 / 003

State-Wide Questions

01, 02, 03

02 NOV 21 PM 2:49

CLERK OF CIRCUIT COURT
ST. MARY'S COUNTY, MD

RECORDING FEE 0.00
TOTAL 0.00
Res#SM03 Rcpt#999999
EWA FG BIK#1054
Nov 22, 2002 03:04 PM

And we do accordingly declare that the candidate(s) shown below received the highest number of votes for his or her respective office and are hereby elected:

County Commissioner President:	Thomas F. McKay
County Commissioner -- District 001:	Kenny Dement
County Commissioner -- District 002:	Thomas A. Mattingly, Sr.
County Commissioner -- District 003:	Larry Jarboe
County Commissioner -- District 004:	Daniel H. Raley
Treasurer:	Jannette P. Norris
State's Attorney:	Richard D. Fritz
Clerk of the Circuit Court:	Evelyn W. Arnold
Register of Wills:	Dianne B. McWilliams
Judge of the Orphans' Court:	Russ Cullins
	Linda R. Dean
	Dalton Wood, Jr.
Sheriff:	David D. Zylak
Board of Education -- District 001:	Sal Raspa
Board of Education -- District 003:	Bill Mattingly

Witness Our Hands this 15th day of November, 2002

Charles Z. Latham, Sr.
Signature of CHAIRMAN

Charles Z. Latham, Sr.

Printed Name of CHAIRMAN

Michael S. Sirk
Signature of SECRETARY

Michael S. Sirk

Printed Name of SECRETARY

Run Date : 11/15/02

Page Number : Page 2 of 9

St. Mary's County

2002 Gubernatorial General Election

Contest Title: Governor / Lt. Governor

(Vote for One)

	Name of Candidate	Party Affiliation	Votes
C2809	Kathleen Kennedy Townsend and Charles R. Larson	Democratic	19,048
C1139	Robert L. Ehrlich, Jr. and Michael S. Steele	Republican	15,986
C458	Spears Lancaster and Lorenzo Gaztanaga	Libertarian	250
Write In	Ralph Jaffe	Democratic	1
Write In	James T. Lynch, Jr.	Democratic	1
Write In	Other Write-Ins		0

Contest Title: Comptroller

(Vote for One)

	Name of Candidate	Party Affiliation	Votes
	William Donald Schaefer	Democratic	13,682
	Gene Zarwell	Republican	11,042
Write In	Lih Young	Democratic	9
Write In	Beth Hufnagel	Green	27
Write In	Other Write-Ins		0

Contest Title: Attorney General

(Vote for One)

	Name of Candidate	Party Affiliation	Votes
	J. Joseph Curran, Jr.	Democratic	12,643
	Edwin MacVaugh	Republican	11,333
Write In	Other Write-Ins		0

Contest Title: Representative in Congress

Congressional District : 05

(Vote for One)

	Name of Candidate	Party Affiliation	Votes
	Steny H. Hoyer	Democratic	16,786
	Joseph T. Crawford	Republican	8,668
Write In	B. Auerbach	Green	25
Write In	Other Write-Ins		0

Contest Title: State Senator

Legislative District : 29

(Vote for One)

	Name of Candidate	Party Affiliation	Votes
	Roy Dyson	Democratic	15,452
	Barbara R. Thompson	Republican	10,065
Write In	Other Write-Ins		

Contest Title: House of Delegates

Legislative Sub-District : 29A

(Vote for One)

	Name of Candidate	Party Affiliation	Votes
	John F. Wood, Jr.	Democratic	9,242
Write In	Other Write-Ins		

Contest Title: House of Delegates

Legislative Sub-District : 29B

(Vote for One)

	Name of Candidate	Party Affiliation	Votes
	John L. Bohanan, Jr.	Democratic	6,340
	Joseph L. Diek	Republican	4,434
Write In	Other Write-Ins		0

Contest Title: House of Delegates

Legislative Sub-District : 29C

(Vote for One)

Name of Candidate	Party Affiliation	Votes
Pat Buehler	Democratic	1,109
Anthony J. O'Donnell	Republican	1,578
Write In Other Write-Ins		0

Contest Title: County Commissioner President

(Vote for One)

Name of Candidate	Party Affiliation	Votes
Julie B. Randall	Democratic	9,902
Thomas F. McKay	Republican	15,403
Write In Other Write-Ins		0

Contest Title: County Commissioner

Commissioner District : 001

(Vote for One)

Name of Candidate	Party Affiliation	Votes
Joseph B. Anderson	Democratic	10,538
Kenny Dement	Republican	13,340
Write In Other Write-Ins		0

Contest Title: County Commissioner

Commissioner District : 002

(Vote for One)

Name of Candidate	Party Affiliation	Votes
Thomas A. Mattingly, Sr.	Democratic	12,525
Joe Gass	Republican	12,406
Write In Dennis Jack Hubscher	Republican	19
Write In Other Write-Ins		0

Contest Title: County Commissioner

Commissioner District : 003

(Vote for One)

Name of Candidate	Party Affiliation	Votes
Marcel W. Brooks	Democratic	10,550
Larry Warbe	Republican	14,166
Write In		
Other Write-Ins		0

Contest Title: County Commissioner

Commissioner District: 004

(Vote for One)

Name of Candidate	Party Affiliation	Votes
Daniel H. Riley	Democratic	12,880
Vernon Gray	Republican	10,142
Bob Lewis	Green	1,742
Write In		
Other Write-Ins		0

Contest Title: Judge, Court of Appeals

Appellate Circuit : 05

Yes No

Name of Judge	(Continue in Office) Yes / No
John C. Eldridge	18,189 / 2,458

Contest Title: Judge, Court of Special Appeals At Large

Yes No

Name of Judge	(Continue in Office) Yes / No
Mary Ellen Barbera	18,163 / 2,400

Contest Title: Judge, Court of Special Appeals

Appellate Circuit : 05

Yes No

Name of Judge	(Continue in Office) Yes / No
Clayton Greene, Jr.	17,594 / 2,547

Contest Title: **Treasurer**

(Vote for One)

Name of Candidate	Party Affiliation	Votes
Jannette P. Norris	Democratic	20,538
Write In Other Write-Ins		2

Contest Title: **State's Attorney**

(Vote for One)

Name of Candidate	Party Affiliation	Votes
Alan Cecil	Democratic	9,171
Write In Richard D. Fritz	Republican	15,653
Other Write-Ins		1

Contest Title: **Clerk of the Circuit Court**

(Vote for One)

Name of Candidate	Party Affiliation	Votes
Evelyn W. Arnold	Democratic	13,244
Sandra Bailey Redden	Republican	10,853
Write In Other Write-Ins		0

Contest Title: **Register of Wills**

(Vote for One)

Name of Candidate	Party Affiliation	Votes
Dianne B. McWilliams	Democratic	12,776
Write In Cindy Adams	Republican	10,835
Other Write-Ins		0

Contest Title: Judge of the Orphans' Court
(Vote for No More Than Three)

Name of Candidate	Party Affiliation	Votes
Russ Collins	Democratic	9,298
Linda R. Dean	Democratic	9,052
Pat Woodburn	Democratic	7,357
William "Roy" Buckler, Jr.	Republican	8,557
John Thomas Mattingly	Republican	8,848
Dalton Wood, Jr.	Republican	9,282
Jenks Mattingly	Unaffiliated	8,955
Write In Other Write-Ins		0

Contest Title: Sheriff
(Vote for One)

Name of Candidate	Party Affiliation	Votes
David D. Zylak	Democratic	12,565
Mickey M. Bailey	Republican	12,060
Write In Other Write-Ins		0

Contest Title: Board of Education
Commissioner District : 001
(Vote for One)

Name of Candidate	Party Affiliation	Votes
Sal Raspa	Democratic	18,158
Write In Other Write-Ins	Non-Partisan	0

Contest Title: Board of Education
Commissioner District : 003
(Vote for One)

Name of Candidate	Party Affiliation	Votes
Randy Guy	Democratic	8,979
Write In Other Write-Ins	Non-Partisan	1

Question Results:

Constitutional Amendment		
01 - District Court Commissioners - Powers and Duties to Issue Civil Interim Peace and Protective Orders		
For	18,675	83.4%
Against	3,724	16.6%

Question Results:

Constitutional Amendment		
02 - Emergency Legislation Authority of the Maryland General Assembly		
For	9,615	44.2%
Against	12,148	55.8%

Question Results:

Constitutional Amendment		
03 - Montgomery County - Use of Licensed and Certified Real Estate Appraisers in Eminent Domain Proceedings		
For	9,171	50.2%
Against	9,087	49.8%

GUBERNATORIAL GENERAL ELECTION RESULTS

Board of Canvassers of Elections

for

St. Mary's County, Maryland

Gubernatorial General Election held on November 5, 2002

VOTER TURN-OUT

WE HEREBY CERTIFY, That the Board of Elections for St. Mary's County, Maryland, having assembled and organized as required by law, did qualify as a Board of Canvassers for the county before the Clerk of the Circuit Court for the county by taking the oath prescribed by law and did elect by majority vote one member to be Chairman and one member to be Secretary of the Board of Canvassers of Elections.

The Board of Canvassers of Elections upon being duly organized, did open all the original statements, returns, and tally sheets delivered or transmitted to them, and did canvass and add up the votes and make these abstracts and statements from the Gubernatorial General held on Tuesday, November 5, 2002, in the county. The Board of Canvassers reports that the results are accurate and that the vote has been verified. We the Chairman and Secretary of the Board do hereby certify that the whole number of votes cast in the county were as follows.

RECORDING FEE 0.00
TOTAL 0.00
Res#SM03 Ropt#999999
EWA FG BK#854
Nov 22, 2002 03:05 PM

Witness Our Hands this 15th day of November, 2002

Charles Z. Latham, Sr.
Signature of Chairman

Charles Z. Latham, Sr.

Printed Name of Chairman

Michael S. Sirk
Signature of Secretary

Michael S. Sirk

Printed Name of Secretary

St. Mary's County

November 5, 2002 Gubernatorial General Election

County-Wide

Affiliation	Registered	Voted Polls	Voted Absentee	Total Voted	% Voted
Democratic	19,673	12,007	551	12,558	64%
Republican	16,520	10,222	567	10,789	65%
Libertarian	112	41	2	43	38%
Reform	30	10	0	10	33%
Green	55	29	4	33	60%
Constitution	3	3	0	3	100%
Unaffiliated	5,893	2,388	77	2,465	42%
Total	42,286	24,700	1,201	25,901	61%

Congressional District 05

Affiliation	Registered	Voted Polls	Voted Absentee	Total Voted	% Voted
Democratic	19,673	12,007	551	12,558	64%
Republican	16,520	10,222	567	10,789	65%
Libertarian	112	41	2	43	38%
Reform	30	10	0	10	33%
Green	55	29	4	33	60%
Constitution	3	3	0	3	100%
Unaffiliated	5,893	2,388	77	2,465	42%
Total	42,286	24,700	1,201	25,901	61%

Legislative District: 29

Affiliation	Registered	Voted Polls	Voted Absentee	Total Voted	% Voted
Democratic	19,673	12,007	551	12,558	64%
Republican	16,520	10,222	567	10,789	65%
Libertarian	112	41	2	43	38%
Reform	30	10	0	10	33%
Green	55	29	4	33	60%
Constitution	3	3	0	3	100%
Unaffiliated	5,893	2,388	77	2,465	42%
Total	42,286	24,700	1,201	25,901	61%

Legislative District: 29-A

Affiliation	Registered	Voted Polls	Voted Absentee	Total Voted	% Voted
Democratic	9,640	5,886	269	6,155	64%
Republican	7,366	4,527	258	4,785	65%
Libertarian	44	17	1	18	41%
Reform	13	4	0	4	31%
Green	18	12	1	13	72%
Constitution	2	2	0	2	100%
Unaffiliated	2,456	963	20	983	40%
Total	19,539	11,411	549	11,960	61%

Legislative District: 29-B

Affiliation	Registered	Voted Polls	Voted Absentee	Total Voted	% Voted
Democratic	8,269	4,966	223	5,189	63%
Republican	7,204	4,438	226	4,664	65%
Libertarian	58	22	1	23	40%
Reform	15	5	0	5	33%
Green	33	16	2	18	55%
Constitution	1	1	0	1	100%
Unaffiliated	2,864	1,181	45	1,226	43%
Total	18,444	10,629	497	11,126	60%

Legislative District: 29-C

Affiliation	Registered	Voted Polls	Voted Absentee	Total Voted	% Voted
Democratic	1,764	1,154	59	1,213	69%
Republican	1,950	1,258	83	1,341	69%
Libertarian	10	2	0	2	20%
Reform	2	1	0	1	50%
Green	4	1	1	2	50%
Constitution	0	0	0	0	0%
Unaffiliated	573	244	12	256	45%
Total	4,303	2,660	155	2,815	65%